Effect of the 2001 Legislative Program on the Financial Condition of the State

Department of Legislative Services
Office of Policy Analysis

Annapolis, Maryland

July 2001

For further information concerning this document contact:

Library and Information Services
Office of Policy Analysis
Department of Legislative Services
90 State Circle
Annapolis, Maryland 21401

Baltimore Area: 410-946-5400 • Washington Area: 301-970-5400
Other Areas: 1-800-492-7122, Extension 5400
TDD: 410-946-5401 • 301-970-5401
Maryland Relay Service: 1-800-735-2258
E-mail: libr@mlis.state.md.us

DEPARTMENT OF LEGISLATIVE SERVICES
OFFICE OF POLICY ANALYSIS
MARYLAND GENERAL ASSEMBLY

Karl S. Aro
Executive Director

Warren G. Deschenaux
Director

July 2001

The Honorable Thomas V. Mike Miller, Jr., President of the Senate
The Honorable Casper R. Taylor, Jr., Speaker of the House of Delegates
The Honorable Members of the Maryland General Assembly

After each session of the General Assembly, the Department of Legislative Services is required by law to prepare a report summarizing the fiscal effect on State and local governments of that year's legislative program (State Government Article, Section 2-1237). In accordance with this requirement, I am pleased to submit the following report, *Effect of the 2001 Legislative Program on the Financial Condition of the State.*

This document is divided into six chapters.

Chapter One highlights the major components of the fiscal 2002 operating budget (**SB 150/ Ch. 204**).

Chapter Two summarizes the fiscal 2002 capital budget and the State's capital program (**SB 225/Ch. 508**).

Chapter Three identifies enacted legislation from the 2001 session that has an impact on State revenues and expenditures. The revenue and expenditure effects of the legislation are summarized, as are the number of permanent and contractual positions required.

Chapter Four identifies enacted legislation from the 2001 session that has a fiscal impact on local governments. This chapter also identifies State mandates on local governments and provides an overview of State aid to local governments.

Chapter Five provides a listing of all bills passed by the 2001 General Assembly but vetoed by the Governor for policy reasons. The fiscal implications of those bills are noted.

Further information on issues considered during the 2001 session can be found in *The 90 Day Report - A Review of the 2001 Legislative Session*, issued annually by the Department of Legislative Services following adjournment of the General Assembly.

Legislative Services Building · 90 State Circle · Annapolis, Maryland 21401-1991
410-946-5510 · FAX 410-946-5529 · TDD 410-946-5401
301-970-5510 · FAX 301-970-5529 · TDD 301-970-5401
Other areas in Maryland 1-800-492-7122

I trust this report, which includes formatting improvements this year, will be a useful source of information for you. If you have any questions concerning its contents, please do not hesitate to contact me.

Respectfully submitted,

Karl S. Aro
Executive Director

KSA/mld

Contents

Transmittal Letter iii

Abbreviations ix

Fiscal Effects of the 2001 Legislative Program 1

Chapter One - Operating Budget 3

- Budget in Brief 5
- Framing the Session 7
- Governor's Budget Proposal 8
- Legislative Consideration of the Budget 9
- Outlook for Future Budgets 12
- By the Numbers 16

Chapter Two - State Capital Program 25

- Summary 27
- Debt Affordability 44
- Embargoed PAYGO Funding 45
- Smart Growth Initiatives 46
- Tobacco Crop Conversion Funding 46
- Higher Education 46
- Public School Construction 48
- Program Open Space 50

Chapter Three - Impact of Legislation on State Revenues and Expenditures 53

- Legislation Affecting State Revenues 55
- Summary of Quantifiable Revenue Effects 71
- Legislation Affecting State Expenditures 73
- Expenditures by Agency 97
- Totals by Fund Type 102
- Permanent Positions Needed by Agency 103
- Contractual Positions Needed by Agency 105

Chapter Four - Local Government 107

Overview of State Assistance to Local Governments 109
State Aid Patterns 110
Changes in State Aid 111
State Mandates on Local Governments 125
Legislation Affecting Local Government Revenues 127
Legislation Affecting All/Multiple Local Jurisdictions 127
Legislation Affecting Local Governments by Subdivision 135
Allegany County 135
Anne Arundel County 135
Baltimore City 135
Calvert County 136
Caroline County 136
Carroll County 137
Cecil County 137
Charles County 137
Dorchester County 138
Frederick County 138
Garrett County 139
Harford County 139
Howard County 140
Montgomery County 140
Prince George's County 141
St. Mary's County 141
Washington County 142
Washington Suburban Sanitary Commission 142
Wicomico County 142
Legislation Affecting Local Government Expenditures 143
Legislation Affecting All/Multiple Local Jurisdictions 143
Legislation Affecting Local Governments by Subdivision 151
Allegany County 151
Anne Arundel County 151
Baltimore City 151
Calvert County 152
Caroline County 153
Carroll County 153
Cecil County 154
Charles County 154
Dorchester County 155
Frederick County 155
Garrett County 156
Harford County 156
Howard County 156

Maryland-National Capital Park and Planning Commission 157
Montgomery County 157
Prince George's County 157
Queen Anne's County 158
Somerset County 158
St. Mary's County 159
Unknown County 159
Washington County 159
Washington Suburban Sanitary Commission 159
Worcester County 160

Chapter Five - Vetoed Legislation 161

Abbreviations

BOND	-	Bond
Ch.	-	Chapter
FF	-	Federal Fund
FY	-	Fiscal Year
GF	-	General Fund
G.O.	-	General Obligation
HB	-	House Bill
HE	-	Higher Education
NB	-	Nonbudgeted
PGO GF	-	PAYGO General Fund
SB	-	Senate Bill
SF	-	Special Fund
( )	-	Indicates Decrease

Fiscal Effects of the 2001 Legislative Program

The fiscal effect of enacted legislation from the 2001 session resulted in a nonbudgeted general fund revenue increase of $5.1 million and a nonbudgeted general fund expenditure increase of $44.6 million. Overall, this creates a negative impact of approximately $39.5 million on the State's general fund.

The impact of the revenue legislation will be considered by the Board of Revenue Estimates when the fiscal 2002 revenue estimates are revised in December 2001. The impact of legislation requiring increased expenditures may result in a deficiency appropriation being requested by the Governor at the 2002 session or agencies absorbing the costs within the existing level of appropriations. Legislation requiring additional special fund or federal fund expenditures was offset in some instances by special fund or federal fund revenues. These bills could be implemented through the budget amendment process.

The analysis excludes the effect of legislation for which an estimate cannot be quantified. The estimates are based on the assumptions stated in the fiscal notes and on implementation of the legislation during fiscal 2002. Based on the information detailed in this report, the fiscal impact of legislation enacted at the 2001 session that was not included in the fiscal 2002 budget is set forth below.

	General Funds	Special Funds	Federal Funds
Additional Revenues	$5,091,940	$96,485,265	$1,800,000
Additional Expenditures	$44,571,968	$37,750,100	$2,744,900
Net Impact	($39,480,028)	$58,735,165	($875,700)

In addition, legislation was enacted that will not impact the State's budget until fiscal 2003. This legislation will require increased appropriations totaling $234.8 million.

	Revenues	Expenditures	Net Budgetary Impact
General Fund Impact in FY 2003	$0	$234,774,071*	($234,774,071)*

*$208 million of this amount is attributable to SB 719 - Education Finance, Equity, and Excellence Act of 2001, which continues State aid to local school systems in fiscal 2003 that otherwise would have expired after fiscal 2002. The expenditures amount exclusive of the effect of SB 719 is **$26,774,071**.

Enacted legislation from the 2001 session also created a need for 71.5 new permanent State positions for fiscal 2002, 64.5 of which are not funded in the fiscal 2002 State budget. Of the new permanent positions, 55.5 (78 percent) will be supported with general funds, including 45.5 positions not accounted for in the budget. Special funds will support 5 of the new positions (7 percent) while higher education funds will support 11 of the new positions (15 percent).

For fiscal 2003, it is estimated that another 145 permanent positions were made necessary by enacted legislation from the 2001 session, bringing the two-year total to 216.5 new permanent positions.

Chapter One - Operating Budget

- Budget in Brief
- Framing the Session
- Governor's Budget Proposal
- Legislative Consideration of the Budget
- Outlook for Future Budgets
- By the Numbers

Budget in Brief

As enacted during the 2001 session, **HB 150 (Ch. 102)** (the Budget Bill) provides $21.2 billion in appropriations for fiscal 2002; an increase of $1.25 billion (6.3 percent) over fiscal 2001. **Exhibit 1.1** illustrates funding by type of revenue. Just over one-half is supported by general funds, with lesser proportions supported by dedicated special funds, federal aid, and higher education dollars. Less than one-half of the budget supports agency operations. Aid to local jurisdictions constitutes 21 percent of the budget, and 16 percent is for entitlements. Remaining appropriations pay debt service on general obligation bonds, fund portions of the capital program, and increase the balance in the State Reserve Fund.

General fund appropriations are $554.6 million greater than fiscal 2001. Similar to 2001, the budget provides significant PAYGO capital spending. During the 2000 session the Governor outlined an ambitious agenda for additional capital projects over a multi-year period. This was based in part on the surplus of available cash. Provisions of Chapter 4, Acts of 1998 also required the Governor to appropriate $141.8 million to the Revenue Stabilization Fund, representing the unappropriated fiscal 2000 general fund surplus in excess of $10.0 million. Absent these appropriations, the operating component of the general fund budget increased $658.5 million, or 7.1 percent. Special and federal funds also experience large growth in the 2002 budget. Special funds increase $274.9 million (8.0 percent) and federal spending rises $378.7 million (8.6 percent).

State agency operations constitute 48 percent of the budget. Health, education, and public-safety related agencies receive over 62 percent of dollars allocated for State agencies. Growth in agency spending is partly attributable to employee compensation costs for health and other insurances increases of $78.3 million (17.6 percent over that paid in fiscal 2001) and the addition of 2,950.3 new positions. Most of the new positions were provided in the areas of higher education, human resources, juvenile justice, and public safety. Roughly one-fourth of the new positions represent contractual conversions. Funding was also included for a 4 percent general salary increase effective January 1, 2002.

Exhibit 1.1
Maryland's $21.2 Billion Budget
Where It Comes From: Budget by Fund Source

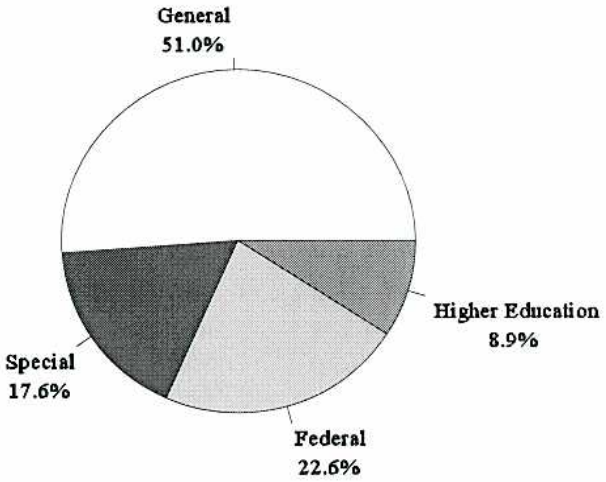

Where It Goes: Budget by Purpose

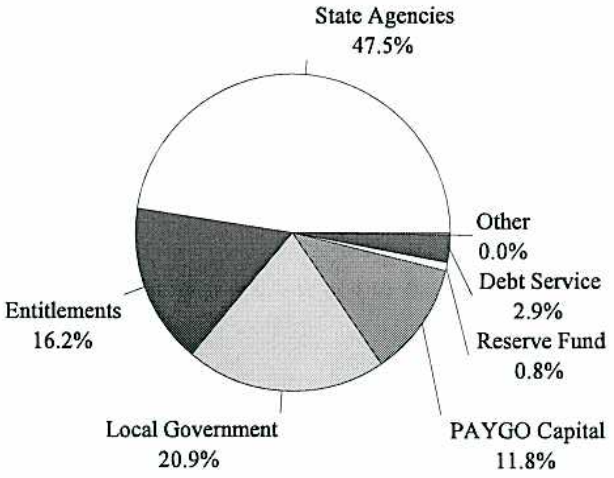

Education programs continue to fare well in the fiscal 2002 budget. General fund contributions to State colleges and universities increase by $88.0 million, or 9.9 percent, to further enhance post-secondary programs. Pass-through education and library aid to local jurisdictions rises $138.1 million. The operating budget includes $134.0 million for public school construction. In combination with bond funding (general obligation

and qualified zone academy bonds), $253.4 million will be available for school construction.

Other education aid increases were provided through formula increases to the community colleges, scholarship programs, and aid to private colleges and universities. At the primary/secondary level, new or enhanced funding was provided for high school assessment test development, for the Baltimore City remedy plan, and to help school systems assist pre-kindergarten through third grade students in meeting the State's third grade accountability standards. The budget further provides $5.0 million for the second year of funding to defray the costs of textbooks for students enrolled in certain private primary and secondary schools.

Programs supporting the administration's smart growth policy were again emphasized in the budget. Funding was approved for four new initiatives. GreenPrint, an initiative to purchase land and conservation easements on the most environmentally and ecologically sensitive undeveloped lands within the State, is funded at $35.0 million ($30.0 million general obligation bonds/$5.0 million PAYGO). Community Legacy received $10.0 million ($1.0 million operating/$9.0 million PAYGO) to provide at-risk neighborhoods and sponsoring local governments with financial and technical assistance to implement revitalization plans. The Community Parks and Playgrounds program is funded at $11 million for fiscal 2002, to provide competitive grants to local governments to respond to the unmet need for assistance to rehabilitate, expand, or improve existing parks. Finally, the Governor's initiative to expand transit services receives nearly $47.0 million ($25.2 operating/$21.4 PAYGO). Funds may be used to reduce fares, provide neighborhood shuttle services, provide for the purchase of buses for State and local operations to expand services, and other enhancements.

Spending on entitlement programs increases by 2.1 percent in the fiscal 2002 budget. An increase of nearly $110 million for medical assistance reflects higher medical inflation costs and the expansion of the Maryland Children's Health Program (MCHP) to additional children and pregnant women.

Framing the Session

Following the 2000 session, Maryland's financial picture continued to be favorable. The State had nearly a billion dollar surplus, in addition to the first allocation of revenues from the tobacco settlement. The fiscal 2000 budget closed with higher than anticipated revenues of $145.7 million, tied largely to capital gains and income tax collections. The country was also in the midst of the longest postwar economic expansion. Subtle changes began to surface following the presidential election. Controversy over the virtual deadlock carried through November and December, as various recounts and court challenges occurred. The perception of uncertainty, coupled

with the inevitability of a normal business cycle, began to manifest itself in economic change. By early December earnings warnings and layoffs in the Internet-based sector became more prevalent and caused greater concern as the Nasdaq continued to lose ground from its all-time high in the spring of 2000. Despite the unsettling national economic picture, the economic news and revenue collections in Maryland remained strong. The Board of Revenue Estimates (BRE) revised the fiscal 2001 revenue forecast upward by $322.9 million.

In mid-December the Spending Affordability Committee recommended a 6.95 percent limit for spending in the 2001 session. The committee had also decided that spending from the Cigarette Restitution Fund (CRF), which had initially been excluded at the prior session, was now integrated in the budget and should be counted toward the limit. With CRF spending included in the calculation, the 6.95 percent rate for the 2001 session was considered more prudent relative to the 9.2 percent rate resulting from the 2000 session. The recommendation was further supported by the BRE revenue revision.

Governor's Budget Proposal

The Governor submitted an original budget and two supplemental budgets totaling $21.4 billion, which was 7.5 percent higher than the fiscal 2001 working appropriation (including deficiency appropriations applied to the base). On a Spending Affordability basis, the proposed budget (including all deficiency and supplemental spending), provided for an increase of 8.6 percent, $216.2 million over the 6.95 percent spending limit recommended by the Spending Affordability Committee.

General fund increases were largely provided in the education policy area. Higher education operating spending was increased by $126.3 million, with another $81.4 for PAYGO higher education projects. Primary and secondary education spending realized an increase of $195.0 million, which is largely driven by statutory formulae. Medical assistance payments were increased by $121.5 million, and spending on various smart growth initiatives accounted for $73.5 million of the growth in the allowance.

Revenue and Reversion Assumptions

The budget included several assumptions pertaining to revenues and levels of anticipated general fund reversions. They included:

General Fund Revenues: With respect to general fund revenues, the budget assumed that $39.0 million would be transferred to the Transportation Trust Fund (TTF) contingent on the enactment of legislation relating to the expansion of transit services. Additional revenues were projected in fiscal 2001 ($5.1 million) and 2002

($10.0 million) based on anticipated hospital patient recoveries. Implementation of a new lottery game was expected to add another $10.0 million above the level of revenue forecast for fiscal 2002 by the BRE.

The budget also assumed the transfer of $557.0 million from the State Reserve Fund's Revenue Stabilization Fund to support overall fiscal 2002 spending. The proposed transfer was projected to reduce the amount in the fund to $56.5 million over the statutorily required 5 percent of general fund revenues.

General Fund Reversions: As introduced, the budget assumed that the fiscal 2002 budget would close with general fund reversions of $50.0 million. It had been the practice of the administration over the last several fiscal years to assume reversions of $25.0 million. The higher assumption raised concerns since actual reversions from fiscal 1999 and 2000 provided only $17.7 million and $16.5 million respectively.

Balance and the Budget: Taking the general fund revenues, additional revenues, and reversion assumption into consideration, the budget, as introduced, showed an estimated closing balance of $25.0 million. However, in a business sense (i.e., comparing ongoing revenues to ongoing operating expenses), the budget reflected a revenue shortfall of $99.9 million.

Legislative Consideration of the Budget

During the session, the legislature was again faced with the challenge of reducing the budget to stay within the limits recommended by the Spending Affordability Committee. The difference in the 2001 session was that the allowance exceeded the recommended limit by the highest level since the establishment of spending affordability in 1982. Although the budget was technically balanced, the General Assembly had concerns about the level of funding in the base budget and the sustainability of out-year spending.

Underfunding of the Base Budget

In January 2001, the Department of Legislative Services (DLS) estimated that base services in the budget were underfunded by $160.6 million. The larger areas of underfunding included:

Mental Health Services: During budget deliberations, DLS noted that the fee-for-service component of Maryland's public mental health system is facing a $23 million general fund deficit compiled from fiscal 1998 to 2000, plus a fiscal 2001 general fund

operating deficit of $19 million. The fiscal 2001 deficit is likely to be reduced to $6-$10 million based on service reductions and other cost containment, leaving a total deficit of an estimated $30 million. The general fund deficit resulted primarily from inaccurate data about actual expenditures and claims incurred but not received. This inaccurate data meant that the Mental Hygiene Administration (MHA) effectively did not know its expenditures from one year to the next and thought that spending was less than was ultimately found to be the case. The Governor's original allowance did not contain funding to address the deficit.

The General Assembly ultimately acted to reduce the deficit in mental health services through Chapter 275, Acts of 2001 (Tax Amnesty Program). This legislation authorized the Governor to transfer funds from the Dedicated Purpose Fund in order to cover MHA's deficit. The legislature also restricted certain fiscal 2002 funds to cover any prior year deficit. Although estimates of the deficit have continued to grow since the session, the actions of the legislature have reduced the fiscal 2001 deficit to a more manageable $4.5 million. However, the Department of Legislative Services notes that MHA's fiscal 2002 appropriation is likely to be significantly short based on current estimates of expenditures. Without a significant infusion of general funds, MHA will have to seriously reduce services in order to balance its fiscal 2002 budget.

Medical Assistance: The caseload and inflation assumptions used to formulate the budget were unrealistic, resulting in an estimated deficit of $32.0 million in fiscal 2002. The budget, as submitted, assumed that Medicaid enrollment would continue to decline, that enrollment of children eligible for the Maryland Children's Health Program (MCHP) would moderate, and that inflation would approximate 4 percent. Recent experience has shown that Medicaid and MCHP enrollment have been increasing, and that health inflation is expected to exceed 5 percent.

Temporary Assistance to Needy Families (TANF): In fiscal 2000 and 2001, State dollars supporting TANF programs were transferred to the Dedicated Purpose Fund to allow for use of surplus federal funding. For fiscal 2002 the Governor only transferred $9.6 million to reserves. Another $20.4 million should have been placed in reserve for State program operations after the surplus federal dollars are spent.

Other Underfunding: Funding for vacant positions, the Sick Leave Incentive Act, and the Office of the Public Defender, the Department of Juvenile Justice (DJJ), and various other programs and purposes were also believed to require additional dollars. Added to this were legislative concerns that other health programs, such as prescription drug assistance for the elderly, should be supported by the State budget. Concerns over underfunding in the base budget were expressed throughout the legislative session.

State of the Economy

The legislature was similarly concerned over the direction of the economy, particularly in relation to the revenue and spending proposed in the budget. Although State revenues remained strong in January and February, the stock market continued to experience declines and volatility. Nationally, concerns over the direction of the economy stirred discussion of a possible looming recession. It is within this context that the legislature received a budget that proposed spending nearly all of the $385.0 million projected fiscal 2001 closing balance, in addition to most of the balance of the Revenue Stabilization Fund beyond the statutorily required 5 percent of general fund revenues. Although the budget contained a significant amount of spending for one-time PAYGO, many of the projects will need out-year funding to complete or are currently experiencing cost overruns due to the current bidding climate. Whether the Governor's PAYGO proposal could be fully funded and the sustainability of operating spending needs was also discussed.

As the legislature was considering action on the budget, the BRE reduced the estimate of fiscal 2002 revenues by $50.2 million. This reflected the expectation that capital gains would begin to decline due to expected stock market losses. The Capital Debt Affordability Committee also met during session to increase the level of general obligation debt issuance from $475.0 million to $505.0 million, acknowledging additional debt capacity under its guiding ratios.

Legislative/Budget Actions

Reductions: The legislature reduced the Governor's fiscal 2001 deficiency items by $25.8 million and pared the fiscal 2002 allowance by $294.2 million. Given the magnitude of reductions necessary to meet spending limits, cuts were distributed throughout the budget. The largest reductions were made in the three areas where budget growth was most prominent: higher education, smart growth, and transit. Higher education spending was reduced $64.6 million ($38.1 general funds/$26.5 million current unrestricted funds), but general funds still grew approximately 10.0 percent. Reductions to the GreenPrint initiative ($35.0 million) were largely shifted to the bond funded capital program due to the higher debt ceiling that was adopted. Other smart growth-related reductions occurred in the Urban Parks and Playground ($4.0 million) and the Community Legacy ($5.0 million) programs. Other reductions scaled back additional spending in the Judiciary, across-the-budget computer costs, and nonpublic special education placements. A $7.8 million reduction was made to the Sick Leave Incentive program to limit its scope to a pilot basis.

Final Action Relative to Spending Affordability: Final action by the legislature reduced the budget to a 6.947 percent rate of growth as measured on a spending affordability basis; approximately $344,000 below the 6.95 percent recommended level.

Addressing Base Budget Underfunding: As shown in **Exhibit 1.2**, actions by the legislature and by the Governor through a supplemental budget addressed nearly $55.0 million of base budget underfunding. Supplemental Budget No. 2 appropriated $30 million to the Dedicated Purpose Fund to cover unmet mental health needs contingent on the enactment of **HB 828 (Ch. 275)** which establishes a Tax Amnesty Program. A portion of the proceeds of that program are to be distributed to the General Fund to offset the transfer from the dedicated purpose account. Budget bill language also restricted funds for new initiatives in MHA to fully address the deficit as well as a portion of other unmet mental health needs. Other actions converted the Sick Leave Incentive program to operate on a pilot basis, reduced the turnover rate in DJJ, and restricted $7.2 million to the Dedicated Purpose Fund for TANF supported programs.

Outlook for Future Budgets

As shown in **Exhibit 1.3**, a potential budget shortfall of $438.5 million is projected to exist by the end of fiscal 2003. The gap actually exceeds $523 million but is mitigated by the estimated transfer of $85.0 million from the Rainy Day Fund available over the 5 percent statutory requirement. The factors behind the projected shortfall include increased costs for current services, legislation, and PAYGO capital commitments.

Current Services: Cost increases are estimated for salary and fringe benefit growth (e.g. health and retirement cost growth), and phasing in the costs of new positions and the general salary increase. Caseload and entitlement growth, particularly for Medicaid, are also expected to drive future spending needs.

Legislation: Forecasted revenues are reduced by $24.9 million in fiscal 2002 largely due to **HB 309 (Ch. 568)** for the mass transit initiative ($17.9 million), and **SB 166 (Ch. 581)** which alters the refundable earned income tax credit ($4.3 million). The level of revenue loss increases to an estimated $50.0 million in fiscal 2003, ultimately increasing to $77.7 million by fiscal 2006.

Exhibit 1.2
Underfunding in Fiscal 2002 Budget
($ in Millions)

Program	Budget as Submitted	Budget Actions	Underfunding after Budget Actions
Mental Health: Deficit from prior years plus current demand exceeds funding level	$41.0	$30 million transferred to Dedicated Purpose Account to cover deficits; redirection of up to $8.2 million for program expansion through budget bill language; additional cost containment	$0.00
Medicaid: Caseload and inflation assumptions are unrealistic	$32.0		$32.0
Subtotal Health	**$73.0**		**$32.0**
Turnover: Statewide vacancy rate of almost 6% for existing positions is not sufficient to support operations	$34.0		$34.0
Public Defender: Artificially high turnover rate/attorney caseload/information technology funding in fiscal 2001 and fiscal 2002	$11.0		$11.0
Juvenile Justice: Computer system and ongoing programs	$4.0	$1 million for turnover in supplemental budget #2; $0.6 million redirected from unexpended capital funds	$2.4
Correctional Education: Insufficient salaries and staffing levels	$2.2		$2.2
Sick Leave Incentive Act: Agencies to absorb all of fiscal 2001 costs ($11 million) and some fiscal 2002 costs ($5 million)	$16.0	Converted to pilot program for FY 2002	$11.0
Transfer to Dedicated Purpose Fund equals 1/3 of Temporary Assistance to Needy Families (TANF) dollars supporting programs funded with State funds prior to fiscal 2000. Fiscal 2000 and 2001 transfers equated to 100% of TANF substitution.	$20.4	Budget authorizes transfer of $7.2 million to the Dedicated Purpose Account for TANF supported programs	$13.2
Subtotal Other	**$87.6**		**$73.8**
Total Underfunding	**$160.6**		**$105.8**

Exhibit 1.3
General Fund Budget Outlook
($ in Millions)

	FY 2001	FY 2002	FY 2003	FY 2004	FY 2005	FY 2006
Revenues						
Fund Balance	936.2	385.0	7.7	-	-	-
Transfer from Reserve Fund	30.0	533.2	85.0	7.0	7.0	3.0
	966.2	**918.2**	**92.7**	**7.0**	**7.0**	**3.0**
Operating Revenues	9,653.5	9,933.7	10,305.6	10,775.8	11,289.0	11,853.5
Revenue Actions - Legislation	-	(24.9)	(50.0)	(62.7)	(75.1)	(77.7)
	9,653.5	**9,908.8**	**10,255.6**	**10,713.1**	**11,213.9**	**11,775.8**
Total Revenues	**$ 10,619.8**	**$ 10,827.0**	**$ 10,348.3**	**$ 10,720.1**	**$ 11,220.9**	**$11,778.8**
Spending	**FY 2001**	**FY 2002**	**FY 2003**	**FY 2004**	**FY 2005**	**FY 2006**
Operating Spending	9,278.4	9,935.6	10,550.0	11,015.7	11,497.6	11,955.4
Expenditure Actions - Legislation	-	8.5	52.8	68.7	85.6	101.3
	9,278.4	**9,944.1**	**10,602.8**	**11,084.4**	**11,583.2**	**12,056.7**
PAYGO Capital	645.3	688.9	179.0	325.7	436.1	184.5
Appropriation to Reserve Fund	311.0	186.4	5.0	0	0	0
	956.3	**875.3**	**184.0**	**325.7**	**436.1**	**184.5**
Total Expenditures	**$ 10,234.7**	**$ 10,819.4**	**$ 10,786.8**	**$ 11,410.1**	**$ 12,019.3**	**$ 12,241.2**
Ending Balance	**$ 385.0**	**$ 7.7**	**$ (438.5)**	**$ (690.0)**	**$ (798.5)**	**$ (462.4)**
Revenue Stabilization Fund	**FY 2001**	**FY 2002**	**FY 2003**	**FY 2004**	**FY 2005**	**FY 2006**
Ending Balance	$ 888.3	$ 569.6	$ 514.2	$ 537.9	$ 563.4	$ 591.9
As a % of General Fund Revenues	9.20%	5.75%	5.01%	5.02%	5.02%	5.03%
5% of General Fund Revenues	482.7	495.4	512.8	535.7	560.7	588.8
Excess over 5% of General Fund Revenues	405.6	74.1	1.4	2.2	2.7	3.1

Legislation with significant out-year costs was passed relating to free or subsidized prescription drugs for seniors (**SB 236/HB 6 (Ch. 134/135)**), developmental disability community provider reimbursements (**SB 432/HB 922 (Ch. 109/110)**), and State funding for circuit court law clerks (**HB 716 (Ch. 677)**). This, and other legislation, is expected to require outlays of $52.8 million in fiscal 2003. By fiscal 2006, the costs of legislation passed at the 2001 session could approximate $101.3 million.

PAYGO Capital Commitments: The forecast assumes an additional $179 million in fiscal 2003 spending to complete PAYGO capital commitments made in fiscal 2001 and 2002.

Assuming that economic growth moderates as anticipated by the BRE, addressing the potential shortfall in fiscal 2003 and beyond will require a combination of actions. For example the administration's PAYGO capital program may have to be partly funded through general obligation debt or have projects deferred. Programmatic reductions or adjustments to revenue may also need to be considered.

As shown in **Exhibit 1.4**, the State has contingency resources which are available to mitigate the problem. This includes $569.5 million in the Rainy Day Fund, over $90 million in the Dedicated Purpose and Joseph Funds, a projected $141.2 million fund balance in the TTF, and $130 million in fiscal 2002 funding for PAYGO projects that is embargoed pending the December revenue estimates. Moreover, to the extent actual revenue growth exceeds the current estimates (as has been the pattern in recent years) the magnitude of the shortfall will be reduced. The potential for some excess is supported by the fact that revenue collections for fiscal 2001 remain modestly ahead of estimate.

Exhibit 1.4
Funds Available for Contingencies
Fiscal 2002
($ in Millions)

PAYGO Embargo	$130.0
Revenue Stabilization Account	
Over 5%	74.1
Target Level (5% of estimated general fund revenues)	495.4
Dedicated Purpose (TANF)	77.6
Joseph Fund	16.5
Total Available - General Funds	**$793.6**
Projected FY 2002 Ending Balance Transportation Trust Fund	**$141.2**

By the Numbers

A number of exhibits summarize legislative budget action. These exhibits are described below:

Exhibit 1.5 shows the impact of the legislative budget on the general fund balance for fiscal 2002. The fiscal 2001 balance, transfers from the Rainy Day Fund, and projected revenues of $9.9 billion, will support $10.8 billion of fiscal 2002 spending. After estimated reversions of $25.0 million, the projected balance at the close of the fiscal year is $7.7 million

Exhibit 1.6, the fiscal note on the budget bill, depicts the Governor's allowance, legislative reductions, and final appropriations for fiscal 2001 and 2002 by fund source. The Governor's original budget request provided for $21.5 billion in fiscal 2002 expenditures and fiscal 2001 deficiencies, increased by $146.6 million through Supplemental Budgets 1 and 2. The legislature made $320.0 million in reductions to the total budget request, resulting in appropriations of $157.2 million for fiscal 2001 and $21.2 billion (less reversions) for fiscal 2002.

Exhibit 1.7 illustrates budget changes by major expenditure category by fund. Total spending grows 6.3 percent. Debt service increases 5.8 percent; aid to local governments increases by 6.0 percent; State agency spending rises 6.7 percent; and entitlements rise 2.1 percent. PAYGO capital expenditures increase by 21.0 percent, reflecting the use of the fund balance and the transfer of monies from the Revenue Stabilization Fund for one-time purposes. Allocations to the State Reserve Fund decrease by 47.4 percent, based on the lower amount of unappropriated general fund closeout which is statutorily required to be appropriated.

Exhibit 1.5
General Fund Impact - 2001 Session Actions
($ in Millions)

	FY 2001	FY 2002
Beginning Fund Balance	**$ 936.2**	**$ 385.0**
Revenues		
Estimated BRE Revenues (December 2000)	9,648.4	9,930.3
BRE Revenue Revision (March 2001)	-	(50.2)
Revenue adjustments for legislation	-	(24.9)
Transfer from Revenue Stabilization Fund	30.0	533.2
Tax Amnesty Funds	-	30.0
Additional Lottery revenues	-	10.0
Hospital Patient Recoveries	5.1	10.0
Adjustments to Lottery, Workers' Comp., & Misc. exp.	0.1	3.7
	9,683.5	10,442.0
Total Revenue Available	**$ 10,619.8**	**$ 10,827.0**
Expenditures		
Appropriations in original budget, less reversions	9,933.8	10,711.9
Appropriation to Reserve Fund, including deficiencies	311.0	186.4
Supplemental Budget Number 2	2.1	112.3
Adjustment to operating budget reversions	-	(25.0)
Reductions to general fund expenditures/deficiencies	(12.2)	(166.2)
	10,234.7	10,819.4
Total Funds Available	**$ 385.0**	**$ 7.7**
Reserve Fund		
Rainy Day Fund Balance over 5% of GF	**$ 405.6**	**$ 74.1**
Cash Balance	**$ 790.7**	**$ 81.8**

Spending Affordability Impact

Original Budget Over (Under) Limit	**$ 184.5**
Supplemental Budget No. 1	0.5
Supplemental Budget No. 2	31.1
Reductions	(216.5)
Available Over (Under) Limit	**$ (0.3)**

Exhibit 1.6
Fiscal Note
Summary of the Budget Bill -- House Bill 150

	General Funds	Special Funds	Federal Funds	Education Funds	Total Funds
Governor's Request:					
FY 2001 Deficiency Budget	$104,929,716	($1,137,741)	$59,250,128	$0	$163,042,103
FY 2002 Budget *	10,818,242,400	3,784,583,396	4,798,566,471	1,917,080,661	21,318,472,928
Original Budget Request	$10,923,172,116	$3,783,445,655	$4,857,816,599	$1,917,080,661	$21,481,515,031
Supplemental Budget No. 1:					
FY 2001 Deficiency Budget	$0	($12,133,000)	$0	$0	($12,133,000)
FY 2002 Budget	0	408,886	0	0	408,886
Supplemental Budget Request	$0	($11,724,114)	$0	$0	($11,724,114)
Supplemental Budget No. 2:					
FY 2001 Deficiency Budget	$32,140,000	$0	$0	$0	$32,140,000
FY 2002 Budget	112,293,665	12,878,619	1,000,000	0	126,172,284
Supplemental Budget Request	$144,433,665	$12,878,619	$1,000,000	$0	$158,312,284
Reductions by the Conference Committee:					
FY 2001 Deficiency Budget	$11,956,115	$0	$13,600,000	$0	$25,556,115
FY 2001 Supplemental Deficiency	250,000	0	0	0	250,000
FY 2002 Budget	160,282,742	80,848,769	20,563,784	26,500,000	288,195,295
FY 2002 Supplemental Budgets	5,901,000	100,000	0	0	6,001,000
Total Reductions	$178,389,857	$80,948,769	$34,163,784	$26,500,000	$320,002,410
Appropriations:					
FY 2001 Deficiency Budget	$124,863,601	($13,270,741)	$45,650,128	$0	$157,242,988
FY 2002 Budget **	10,789,352,323	3,716,922,132	4,779,002,687	1,890,580,661	21,175,857,803
Total Appropriation	$10,914,215,924	$3,703,651,391	$4,824,652,815	$1,890,580,661	$21,333,100,791

* Assumed general fund reversions of $50.0 million.

** Supplemental Budget No. 2 reduced the assumption for reversions to $25.0 million.

Exhibit 1.7

State Expenditures -- General Funds

($ in Millions)

Category	Actual FY 2000	Work. Appr. FY 2001	Leg. Appr. FY 2002	$ Diff. 01 to 02	% Diff. 01 to 02
Debt Service	$189.3	$204.5	$204.0	-$0.5	-0.3%
Aid to Local Governments					
General Government	145.1	175.5	202.9	27.5	15.7%
Community Colleges	141.4	163.6	178.5	14.9	9.1%
Education & Libraries	2,650.6	2,719.8	2,857.9	138.1	5.1%
Health	48.4	52.2	56.9	4.7	9.0%
	2,985.5	3,111.1	3,296.3	185.2	6.0%
Entitlements					
Foster Care Payments	123.1	119.6	129.3	9.8	8.2%
Assistance Payments	68.1	65.3	62.7	-2.6	-4.0%
Medical Assistance	1,118.7	1,320.1	1,407.1	87.0	6.6%
Property Tax Credits	55.2	53.5	52.6	-0.9	-1.7%
	1,365.0	1,558.4	1,651.7	93.3	6.0%
State Agencies					
Health	942.2	1,006.2	1,109.6	103.4	10.3%
Human Resources	271.8	285.2	292.7	7.5	2.6%
Systems Reform Initiative	47.0	46.9	43.1	-3.8	-8.0%
Juvenile Justice	129.9	143.8	164.0	20.2	14.1%
Public Safety & Police	806.0	863.4	920.9	57.5	6.7%
State Colleges & Universities	799.1	886.5	974.5	87.9	9.9%
Other Education	210.5	248.6	278.0	29.4	11.8%
Agric./Natl Res./Environment	109.9	125.5	152.0	26.5	21.1%
Other Executive Agencies	484.0	540.0	566.9	26.9	5.0%
Judicial & Legislative	260.6	281.4	317.7	36.3	12.9%
Across-the-Board Cuts	0.0	0.0	-11.3	-11.3	n.a.
	4,060.8	4,427.5	4,808.0	380.5	8.6%
Subtotal	**$8,600.6**	**$9,301.5**	**$9,959.9**	**$658.5**	**7.1%**
Capital	315.4	645.3	688.9	43.5	6.7%
Transfers	0.0	2.0	2.0	0.0	0.0%
Reserve Fund	115.5	311.0	163.6	-147.4	-47.4%
Appropriations	**$9,031.5**	**$10,259.7**	**$10,814.4**	**$554.6**	**5.4%**
Reversions	0.0	-25.0	-25.0	0.0	0.0%
Grand Total	**$9,031.5**	**$10,234.7**	**$10,789.4**	**$554.6**	**5.4%**

Note: Fiscal 2001 reflects deficiency appropriations and $12.2 million in cuts to the deficiencies. Both fiscal 2001 and 2002 reflect supplemental budgets #1 and #2.

Exhibit 1.7 (Continued)

State Expenditures -- Special and Higher Education Funds**

($ in Millions)

Category	Actual FY 2000	Work. Appr. FY 2001	Leg. Appr. FY 2002	$ Diff. 01 to 02	% Diff. 01 to 02
Debt Service	$405.1	$376.3	$410.5	$34.2	9.1%
Aid to Local Governments					
General Government	479.8	485.8	496.5	10.7	2.2%
Community Colleges	0.0	0.0	0.0	0.0	n.a.
Education & Libraries	0.9	67.4	79.6	12.2	18.1%
Health	0.0	0.0	0.0	0.0	n.a.
	480.7	553.2	576.1	22.9	4.1%
Entitlements					
Foster Care Payments	0.3	1.9	2.0	0.1	7.0%
Assistance Payments	21.8	16.1	21.1	4.9	30.6%
Medical Assistance	116.1	40.3	16.9	-23.4	-58.0%
Property Tax Credits	0.0	0.0	0.0	0.0	0.0%
	138.2	58.4	40.0	-18.3	-31.4%
State Agencies					
Health	82.0	140.4	176.8	36.4	25.9%
Human Resources	27.3	44.7	46.4	1.6	3.6%
Systems Reform Initiative	0.3	0.1	0.0	-0.0	-9.4%
Juvenile Justice	0.7	0.1	0.1	0.0	8.4%
Public Safety & Police	133.2	135.1	141.3	6.2	4.6%
State Colleges & Universities	1,680.2	1,853.6	1,896.1	42.5	2.3%
Other Education	26.0	42.0	42.0	-0.0	-0.1%
Transportation	881.6	916.8	984.0	67.1	7.3%
Agric./Natl Res./Environ.	99.5	110.9	110.7	-0.2	-0.2%
Other Executive Agencies	245.6	212.5	221.4	8.9	4.2%
Judicial & Legislative	14.2	12.1	9.3	-2.7	-22.8%
Across-the-Board Cuts	0.0	0.0	-5.1	-5.1	n.a.
	3,190.7	3,468.3	3,622.9	159.8	4.5%
Subtotal	**$4,214.6**	**$4,456.1**	**$4,649.6**	**$193.4**	**4.3%**
Capital	821.5	814.8	957.9	143.2	17.6%
Reserve Fund	0.0	0.0	0.0	0.0	n.a.
Transfer to MDTA	20.0	19.9	0.0	-19.9	-100.0%
Grand Total	**$5,056.1**	**$5,290.8**	**$5,607.5**	**$316.7**	**6.0%**

** Includes higher education funds (current unrestricted & current restricted) net of general and special funds.

Note: Fiscal 2001 reflects deficiency appropriations. Both fiscal 2001 and 2002 reflect supplemental budgets #1 and #2.

Exhibit 1.7 (Continued)

State Expenditures -- Federal Funds

($ in Millions)

Category	Actual FY 2000	Work. Appr. FY 2001	Leg. Appr. FY 2002	$ Diff. 01 to 02	% Diff. 01 to 02
Debt Service	$0.0	$0.0	$0.0	$0.0	n.a.
Aid to Local Governments					
General Government	22.3	35.4	32.9	-2.5	-7.1%
Community Colleges	0.0	0.0	0.0	0.0	n.a.
Education & Libraries	440.1	466.5	511.0	44.5	9.5%
Health	4.5	4.5	4.5	0.0	0.0%
	466.9	506.4	548.4	42.0	8.3%
Entitlements					
Foster Care Payments	75.7	91.2	91.6	0.4	0.4%
Assistance Payments	263.0	311.7	259.2	-52.5	-16.8%
Medical Assistance	1,208.7	1,333.8	1,380.1	46.2	3.5%
Property Tax Credits	0.0	0.0	0.0	0.0	n.a.
	1,547.4	1,736.7	1,730.9	-5.9	-0.3%
State Agencies					
Health	422.7	464.5	479.8	15.3	3.3%
Human Resources	452.9	562.4	568.6	6.2	1.1%
Systems Reform Initiative	28.5	43.3	29.0	-14.2	-32.9%
Juvenile Justice	16.7	15.1	14.7	-0.4	-2.4%
Public Safety & Police	11.3	10.8	8.8	-1.9	-17.9%
Other Education	80.6	91.2	98.2	7.0	7.6%
Transportation	24.4	28.7	29.1	0.4	1.3%
Agric./Natl Res./Environment	44.0	48.5	51.6	3.1	6.4%
Other Executive Agencies	243.6	293.1	376.0	83.0	28.3%
Judicial & Legislative	1.7	2.2	2.0	-0.2	-10.6%
Across-the-Board Cuts	0.0	0.0	-1.3	-1.3	n.a.
	1,326.4	1,559.6	1,656.5	96.9	6.2%
Subtotal	**$3,340.7**	**$3,802.7**	**$3,935.7**	**$133.0**	**3.5%**
Capital	439.9	597.6	843.3	245.7	41.1%
Grand Total	**$3,780.6**	**$4,400.3**	**$4,779.0**	**$378.7**	**8.6%**

Note: Fiscal 2001 reflects deficiency appropriations and $13.6 million in cuts to the deficiencies. Both fiscal 2001 and 2002 reflect supplemental budgets #1 and #2.

Exhibit 1.7 (Continued)

State Expenditures -- All State Funds

($ in Millions)

Category	Actual FY 2000	Work. Appr. FY 2001	Leg. Appr. FY 2002	$ Diff. 01 to 02	% Diff. 01 to 02
Debt Service	$594.4	$580.8	$614.5	$33.6	5.8%
Aid to Local Governments					
General Government	624.9	661.2	699.4	38.2	5.8%
Community Colleges	141.4	163.6	178.5	14.9	9.1%
Education & Libraries	2,651.5	2,788.2	2,938.6	150.3	5.4%
Health	48.4	52.2	56.9	4.7	9.0%
	3,466.2	3,665.3	3,873.4	208.1	5.7%
Entitlements					
Foster Care Payments	123.4	121.4	131.3	9.9	8.1%
Assistance Payments	89.9	81.4	83.7	2.3	2.9%
Medical Assistance	1,234.8	1,360.4	1,424.0	63.6	4.7%
Property Tax Credits	55.2	53.5	52.6	-0.9	-1.7%
	1,503.1	1,616.8	1,691.7	74.9	4.6%
State Agencies					
Health	1,024.2	1,146.6	1,286.4	139.8	12.2%
Human Resources	299.1	329.9	339.0	9.1	2.8%
Systems Reform Initiative	47.2	47.0	43.2	-3.8	-8.0%
Juvenile Justice	130.6	143.9	164.2	20.3	14.1%
Public Safety & Police	939.2	998.5	1,062.2	63.7	6.4%
State Colleges & Universities	2,479.3	2,740.2	2,870.6	130.4	4.8%
Other Education	236.5	289.5	318.9	29.4	10.2%
Transportation	881.6	916.8	984.0	67.1	7.3%
Agric./Natl Res./Environment	209.4	236.4	262.7	26.3	11.1%
Other Executive Agencies	729.6	752.5	788.3	35.8	4.8%
Judicial & Legislative	274.7	293.4	327.0	33.6	11.4%
Across-the-Board Cuts	0.0	0.0	-16.4	-16.4	n.a.
	7,251.5	7,894.7	8,429.9	535.2	6.8%
Subtotal	**$12,815.3**	**$13,757.6**	**$14,609.5**	**$851.9**	**6.2%**
Capital	1,136.9	1,460.1	1,646.8	186.7	12.8%
Transfer to MDTA	20.0	19.9	0.0	-19.9	-100.0%
Transfers	0.0	2.0	2.0	0.0	0.0%
Reserve Fund	115.5	311.0	163.6	-147.4	-47.4%
Appropriations	**$14,087.7**	**$15,550.5**	**$16,421.9**	**$871.3**	**5.6%**
Reversions	0.0	-25.0	-25.0	0.0	0.0%
Grand Total	**$14,087.7**	**$15,525.5**	**$16,396.9**	**$871.3**	**5.6%**

Note: Fiscal 2001 reflects deficiency appropriations and $12.2 million in cuts to the deficiencies. Both fiscal 2001 and 2002 reflect supplemental budgets #1 and #2.

Exhibit 1.7 (Continued)

State Expenditures -- All Funds

($ in Millions)

Category	Actual FY 2000	Work. Appr. FY 2001	Leg. Appr. FY 2002	$ Diff. 01 to 02	% Diff. 01 to 02
Debt Service	$594.4	$580.8	$614.5	$33.6	5.8%
Aid to Local Governments					
General Government	647.2	696.6	732.3	35.7	5.1%
Community Colleges	141.4	163.6	178.5	14.9	9.1%
Education & Libraries	3,091.6	3,254.7	3,449.6	194.8	6.0%
Health	52.9	56.7	61.4	4.7	8.3%
	3,933.1	4,171.7	4,421.8	250.1	6.0%
Entitlements					
Foster Care Payments	199.0	212.6	222.9	10.3	4.8%
Assistance Payments	352.9	393.1	343.0	-50.1	-12.8%
Medical Assistance	2,443.4	2,694.2	2,804.1	109.9	4.1%
Property Tax Credits	55.2	53.5	52.6	-0.9	-1.7%
	3,050.5	3,353.5	3,422.6	69.1	2.1%
State Agencies					
Health	1,446.9	1,611.1	1,766.2	155.1	9.6%
Human Resources	752.0	892.3	907.6	15.3	1.7%
Systems Reform Initiative	75.7	90.2	72.2	-18.0	-19.9%
Juvenile Justice	147.3	159.0	178.9	19.9	12.5%
Public Safety & Police	950.5	1,009.2	1,071.0	61.8	6.1%
State Colleges & Universities	2,479.3	2,740.2	2,870.6	130.4	4.8%
Other Education	317.1	380.7	417.1	36.4	9.6%
Transportation	906.0	945.5	1,013.0	67.5	7.1%
Agric./Natl Res./Environment	253.4	284.9	314.3	29.4	10.3%
Other Executive Agencies	973.2	1,045.6	1,164.3	118.7	11.4%
Judicial & Legislative	276.4	295.6	329.0	33.4	11.3%
Across-the-Board Cuts	0.0	0.0	-17.7	-17.7	n.a.
	8,577.9	9,454.3	10,086.4	632.1	6.7%
Subtotal	**$16,155.9**	**$17,560.3**	**$18,545.2**	**$984.9**	**5.6%**
Capital	1,576.8	2,057.7	2,490.1	432.4	21.0%
Transfer to MDTA	20.0	19.9	0.0	-19.9	-100.0%
Transfers	0.0	2.0	2.0	0.0	0.0%
Reserve Fund	115.5	311.0	163.6	-147.4	-47.4%
Appropriations	**$17,868.3**	**$19,950.8**	**$21,200.9**	**$1,250.0**	**6.3%**
Reversions	0.0	-25.0	-25.0	0.0	0.0%
Grand Total	**$17,868.3**	**$19,925.8**	**$21,175.9**	**$1,250.0**	**6.3%**

Note: Fiscal 2001 reflects deficiency appropriations and $25.8 million in cuts to the deficiencies. Both fiscal 2001 and 2002 reflect supplemental budgets #1 and #2.

Chapter Two - State Capital Program

- Summary
- Debt Affordability
- Embargoed PAYGO Funding
- Smart Growth Initiatives
- Tobacco Crop Conversion Funding
- Higher Education
- Public School Construction
- Program Open Space

Summary

The 2001 General Assembly passed a capital budget totaling $3.1 billion including a $1.6 billion transportation program. Of the total amount, $513.2 million is funded with general obligation bonds; $2.4 billion is funded on a pay-as-you-go (PAYGO) basis in the operating budget; and $260 million is funded with revenue bonds, including higher education academic bonds ($25 million) and transportation bonds ($235 million). **Exhibit 2.1** presents an overview of the State's capital program for fiscal 2002. **Exhibit 2.2** shows the sources and uses of the funds for the non-transportation capital program.

Regular general obligation bonds totaling $505.0 million are authorized in the Maryland Consolidated Capital Bond Loan of 2001, **HB 255 (Ch. 111)**, and various individual bond bills. In addition, **SB 288 (Ch. 139)** authorizes $8.27 million in debt for the Aging School program under the federal Qualified Zone Academy Bond program. The Maryland Consolidated Capital Bond Loan includes funding for:

- State facilities including colleges and universities, hospitals, office buildings, and correctional facilities;
- grants to local governments for school construction and facilities at community colleges;
- health and social services facilities such as senior citizen and adult day care centers, juvenile services facilities, and community mental health, disabilities and addictions facilities; and
- environmental programs such as the Chesapeake Bay Water Quality, asbestos abatement, and Rural Legacy programs.

In addition to being used to fund the same types of projects funded with general obligation debt, PAYGO funds are used for economic development, housing, and environmental programs for which tax-exempt debt cannot be issued under federal tax guidelines. **Exhibit 2.3** lists capital projects by fund source. The individual bond bills are listed in **Exhibit 2.4**.

Exhibit 2.1
Summary of the Capital Program as Passed for the 2001 Session
($ in Millions)

	Bonds			Current Funds (PAYGO)			
Function	**General Obligation**	**Agency**	**Recycled**	**General**	**Special**	**Federal**	**Total**
State Facilities							**$70.6**
Facilities Renewal	$11.1	$0.0	$0.0	$0.0	$0.3	$0.0	
Other	20.9	0.0	0.0	38.2	0.0	0.0	
Health/Social							**$37.7**
State Facilities	14.0	0.0	0.0	4.3	2.4	0.0	
Private Hospitals	4.2	0.0	0.0	0.0	0.0	0.0	
Other	10.0	0.0	0.0	2.8	0.0	0.0	
Environment							**$364.4**
Natural Resources	46.5	0.0	0.0	21.0	104.4	0.7	
Agriculture	0.0	0.0	0.0	6.6	26.4	2.0	
Environment	20.6	0.0	0.0	13.8	116.5	0.0	
MD Envir. Services	3.9	0.0	0.0	0.0	0.0	0.0	
Energy	0.0	0.0	0.0	0.0	2.1	0.0	
Public Safety							**$73.3**
State Corrections	33.8	0.0	0.0	2.6	0.0	4.9	
Local Jails	1.8	0.0	0.0	0.0	0.0	0.0	
State Police	6.4	0.0	0.0	1.7	0.0	0.0	
Other	16.0	0.0	0.0	0.0	6.2	0.0	
Education							**$260.7**
School Construction	111.1	0.0	0.0	133.7	0.0	0.0	
Other	5.8	0.0	0.0	7.9	0.0	2.2	
Higher Education							**$448.1**
University System	77.3	25.0	0.0	243.2	0.0	0.0	
Morgan State University	8.2	0.0	0.0	3.5	0.0	0.0	
St. Mary's College	0.0	0.0	0.0	6.2	0.0	0.0	
Community Colleges	26.9	0.0	0.0	19.8	0.0	0.0	
Private Colleges/Univers.	6.0	0.0	0.0	12.0	0.0	0.0	
Medical System	12.0	0.0	0.0	0.0	0.0	0.0	
Other	0.0	0.0	0.0	8.0	0.0	0.0	
Housing/Community Development							**$70.0**
Housing	1.5	0.0	0.0	19.3	15.7	5.7	
Other	1.6	0.0	0.0	16.8	1.4	7.9	
Economic Development							**$86.1**
Economic Development	0.0	0.0	0.0	52.1	34.0	0.0	
Local Projects							**$95.9**
Administration	40.9	0.0	0.0	30.6	0.0	0.0	
Legislative	24.5	0.0	0.0	0.0	0.0	0.0	
Transportation*							**$1,610.5**
Transportation - Other	0.0	235.0	0.0	45.0	477.8	852.7	
Total Subject to Debt Limit	**$505.0**	**$260.0**	**$0.0**	**$688.9**	**$787.2**	**$876.2**	**$3,117.2**
Qualified Zone Academy Bonds	8.3						8.3
Total New Debt Authorized	**$513.2**						**$3,125.5**

*Transportation capital funded off budget totals $187.2 million

Note: Numbers may not sum to total due to rounding

Exhibit 2.2

Non-Transportation Capital

$1,515 Million

Sources

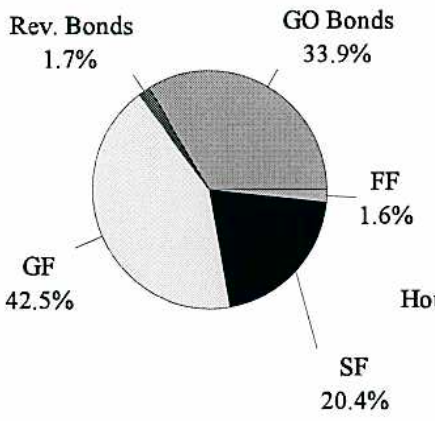

Uses

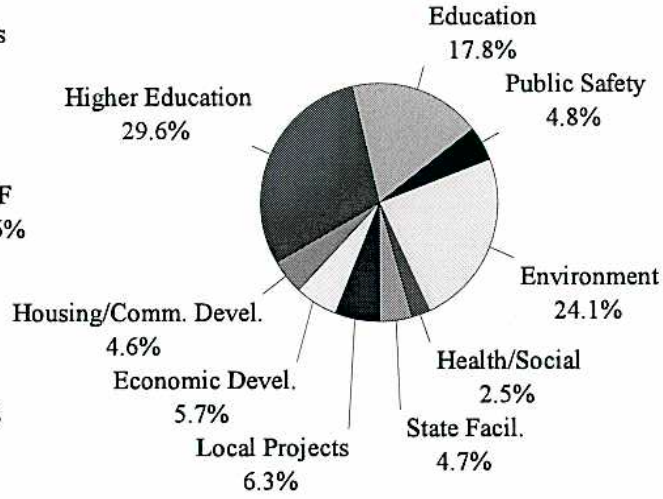

Source: Department of Legislative Services

Exhibit 2.3

Capital Program As Passed - 2001 Session

Budget Code	Project Title	Bonds: General Obligation	Bonds: Recycled	Bonds: Agency	Current Funds (PAYGO): General	Current Funds (PAYGO): Special	Current Funds (PAYGO): Federal	Total Funds
State Facilities								
DE02.01.37	OID: Accessibility Modifications	$0	$0	$0	$1,600,000	$0	$0	$1,600,000
DE02.01.38	High Speed Data Network	0	0	0	10,000,000	0	0	10,000,000
DE02.01.39	Public Safety Communications System	0	0	0	3,900,000	0	0	3,900,000
DE02.01.S07	Legislative Facilities	0	0	0	22,700,000	0	0	22,700,000
DE02.01A	DGS: Capital Facilities Renewal	11,124,000	0	0	0	300,000	0	11,424,000
DE02.01B	DGS: CFC Mitigation	200,000	0	0	0	0	0	200,000
DE02.01C	DGS: Asbestos Abatement	2,000,000	0	0	0	0	0	2,000,000
DE02.01D	DGS: Underground Heating Oil Tanks	500,000	0	0	0	0	0	500,000
DE02.01E	Judiciary: Silver Spring District Court	18,239,000	0	0	0	0	0	18,239,000
	Subtotal	**$32,063,000**	**$0**	**$0**	**$38,200,000**	**$300,000**	**$0**	**$70,563,000**
Health/Social								
DA07A	Aging: Senior Citizen Activities Centers	1,517,000	0	0	0	0	0	1,517,000
DE02.01.S28	Perkins: Rehab. Services Wing	0	0	0	925,000	0	0	925,000
DE02.01.S49	Doctors Comm. Hospital	0	0	0	2,000,000	0	0	2,000,000
DE02.01.S60	Atlantic General Hosp.	0	0	0	750,000	0	0	750,000
DP00A	DVA: CHVH Dorm Demolition	310,000	0	0	0	0	0	310,000
MA01A	DHMH: Adult Day Care	1,490,000	0	0	0	0	0	1,490,000
MA01B	DHMH: Comm. Mental Health Facil.	6,967,000	0	0	0	0	0	6,967,000
MI03A	DHMH: Western Md. Ctr. HVAC	7,800,000	0	0	0	0	0	7,800,000
ML08A	DHMH: Springfield Food Service Ctr.	4,514,000	0	0	0	0	0	4,514,000
ML08B	DHMH: Springfield Undergrnd Elect. Dist.	410,000	0	0	70,000	0	0	480,000
PG01.09	DLLR: Cumberland Regional Claim Ctr.	0	0	0	0	2,446,000	0	2,446,000
VA01A	DJJ: Juvenile Justice Facilities Grants	559,000	0	0	0	0	0	559,000
VA01B	DJJ: Western Md. Detention Ctr.	400,000	0	0	400,000	0	0	800,000
VA01C	DJJ: Eastern Shore Detention Ctr.	0	0	0	2,900,000	0	0	2,900,000
ZD00A	MHA Private Hospitals	4,200,000	0	0	0	0	0	4,200,000
	Subtotal	**$28,167,000**	**$0**	**$0**	**$7,045,000**	**$2,446,000**	**$0**	**$37,658,000**

Exhibit 2.3 (Cont.)

Budget Code	Project Title	Bonds			Current Funds (PAYGO)			Total Funds
		General Obligation	Recycled	Agency	General	Special	Federal	
Environment								
DA13.02	MEA: Comm. Energy Loan Prg. (CELP)	0	0	0	0	1,000,000	0	1,000,000
DA13.03	MEA: State Agency Loan Prg. (SALP)	0	0	0	0	1,100,000	0	1,100,000
DE02.01.S52	MDA: Mosquito Laboratory	0	0	0	150,000	0	0	150,000
KA01A	DNR: Smith Island Restoration	470,000	0	0	0	0	0	470,000
KA04.07	DNR: Park Improvement Prgm.	0	0	0	3,000,000	0	0	3,000,000
KA05.10.1	DNR: POS Land Acq. & Local Prgm.	0	0	0	0	68,345,533	400,414	68,745,947
KA05.10.2	DNR: POS Capital Devel. Projects	0	0	0	0	10,863,373	0	10,863,373
KA05.10.6	DNR: Community Parks & Playgrounds	0	0	0	11,000,000	0	0	11,000,000
KA05.11	DNR: Waterway Improvement	0	0	0	0	10,450,000	0	10,450,000
KA05A	DNR: Rural Legacy	16,000,000	0	0	0	13,718,980	0	29,718,980
KA05B	DNR: GreenPrint	30,000,000	0	0	5,000,000	0	0	35,000,000
KA09.06	DNR: O.C. Beach Maint. - Local Share	0	0	0	0	1,000,000	0	1,000,000
KA17.09.1	DNR: Fish Passage	0	0	0	0	0	300,000	300,000
KA17.09.2	DNR: Oyster Restoration	0	0	0	2,000,000	0	0	2,000,000
LA11.11	MDA: Ag Land Preservation	0	0	0	0	26,395,723	2,000,000	28,395,723
LA15.05	MDA: Ag Cost Share	0	0	0	6,400,000	0	0	6,400,000
UA01.03	MDE: Md. Water Quality Rev. Loan	0	0	0	6,492,000	107,000,000	0	113,492,000
UA01.04	MDE: Hazardous Substance Cleanup	0	0	0	750,000	0	0	750,000
UA01.05	MDE: Drinking Water Revol. Loan Fund	0	0	0	1,541,000	9,500,000	0	11,041,000
UA04A.1	MDE: CBWQ Nutrient Removal	12,550,000	0	0	5,000,000	0	0	17,550,000
UA04A.2	MDE: CBWQ Supplemental Assist.	2,661,000	0	0	0	0	0	2,661,000
UA04A.3	MDE: CBWQ Small Creeks & Estuaries	893,000	0	0	0	0	0	893,000
UA04A.4	MDE: CBWQ Stormwater Pollution Ctrl.	1,250,000	0	0	0	0	0	1,250,000
UA04B	MDE: Water Supply Assistance	2,000,000	0	0	0	0	0	2,000,000
UA05A	MDE: Comp. Flood Management	1,250,000	0	0	0	0	0	1,250,000
UB00A	MES: Infrastructure Improvements	3,876,000	0	0	0	0	0	3,876,000
	Subtotal	**$70,950,000**	**$0**	**$0**	**$41,333,000**	**$249,373,609**	**$2,700,414**	**$364,357,023**

Exhibit 2.3 (Cont.)

Budget Code	Project Title	Bonds: General Obligation	Bonds: Recycled	Bonds: Agency	Current Funds (PAYGO): General	Current Funds (PAYGO): Special	Current Funds (PAYGO): Federal	Total Funds
Public Safety								
QA01.05.1	DPSCS: MCI-J Perimeter Security	0	0	0	2,557,000	0	0	2,557,000
QB05A	DPSCS: MCI-W Support Serv./SUI Shop	975,000	0	0	0	0	0	975,000
QB05B	DPSCS: MCI-W Utilities Upgrade	400,000	0	0	0	0	0	400,000
QB06A	DPSCS: Cent. Laundry Kitchen/Dining Hal	4,688,000	0	0	0	0	0	4,688,000
QB06B	DPSCS: Brockbridge Kitchen Ren.	481,000	0	0	0	0	0	481,000
QB08A	DPSCS: WCI 512-Bed #1 & Support Spc.	26,714,000	0	0	0	0	4,920,000	31,634,000
QD00A	DPSCS: Patuxent-Sprinkler & Vent. Sys.	543,000	0	0	0	0	0	543,000
QG00A	DPSCS: Public Safety Training Center	16,000,000	0	0	0	6,173,000	0	22,173,000
WA01A	DSP: N.E. Barrack & Garage	4,675,000	0	0	0	0	0	4,675,000
WA01B	DSP: New Crime Lab	1,106,000	0	0	200,000	0	0	1,306,000
WA01C	DSP: Easton Barrack & Garage	361,000	0	0	0	0	0	361,000
WA01D	DSP: Princess Ann Barrack & Garage	293,000	0	0	1,500,000	0	0	1,793,000
ZB00A	Jail: PG Correct. Ctr Expansion Ph. 1	354,000	0	0	0	0	0	354,000
ZB00B	Jail: PG Correct. Ctr. Expansion, Ph 2	1,407,000	0	0	0	0	0	1,407,000
	Subtotal	**$57,997,000**	**$0**	**$0**	**$4,257,000**	**$6,173,000**	**$4,920,000**	**$73,347,000**
Education								
DE02.01.S62	PSC: Solar Energy Pilot Projects	0	0	0	250,000	0	0	250,000
DE02.02.2	Relocatable Classrooms	0	0	0	200,000	0	0	200,000
DE02.02A	Public School Construction	111,099,000	0	0	133,501,000	0	0	244,600,000
RA01A	MSDE: State Library Resource Ctr.	1,033,000	0	0	0	0	0	1,033,000
RP00.05	MPT: Advanced Television Equipment	0	0	0	7,630,000	0	2,187,000	9,817,000
ZA00A	Balt. Zoo Redevelopment	4,750,000	0	0	0	0	0	4,750,000
	Subtotal	**$116,882,000**	**$0**	**$0**	**$141,581,000**	**$0**	**$2,187,000**	**$260,650,000**
Higher Education								
DE02.01.01	UMB: Health Sci Research II	0	0	0	17,746,000	0	0	17,746,000
DE02.01.02	UMB: New Dental School	0	0	0	14,000,000	0	0	14,000,000
DE02.01.04	MFRI: New Headquarters	0	0	0	1,440,000	0	0	1,440,000

Exhibit 2.3 (Cont.)

Budget Code	Project Title	Bonds: General Obligation	Bonds: Recycled	Bonds: Agency	Current Funds (PAYGO): General	Current Funds (PAYGO): Special	Current Funds (PAYGO): Federal	Total Funds
Higher Education								
DE02.01.05	BSU: New Science Bldg.	0	0	0	1,200,000	0	0	1,200,000
DE02.01.07	TU: Regional Sports Complex	0	0	0	11,750,000	0	0	11,750,000
DE02.01.11	UMES: Waters/Somerset Halls	0	0	0	7,145,000	0	0	7,145,000
DE02.01.13	FSU: New Compton Sci. Ctr.	0	0	0	3,300,000	0	0	3,300,000
DE02.01.15	CSC: Telecommunications Upgrade	0	0	0	3,500,000	0	0	3,500,000
DE02.01.16	CSC: Miles Connor Bldg. Renovation	0	0	0	1,500,000	0	0	1,500,000
DE02.01.17	UB: Charles Hall	0	0	0	1,325,000	0	0	1,325,000
DE02.01.19	UMBC: New Info. Tech. Engineering Bldg.	0	0	0	32,431,000	0	0	32,431,000
DE02.01.20	UMBC: Public Policy Institute	0	0	0	17,542,000	0	0	17,542,000
DE02.01.21	UMBC: Chem./Physics Bldg	0	0	0	17,446,000	0	0	17,446,000
DE02.01.22	CES: Aquaculture & Rest. Ecology Lab	0	0	0	19,527,000	0	0	19,527,000
DE02.01.23	UMBI: CARB II Bldg.	0	0	0	42,442,000	0	0	42,442,000
DE02.01.24	USM: Hagerstown Higher Ed. Ctr.	0	0	0	13,264,000	0	0	13,264,000
DE02.01.25	USM: Shady Grove Higher Ed. Center	0	0	0	2,425,000	0	0	2,425,000
DE02.01.28	SMC: New Student Services Bldg.	0	0	0	2,072,000	0	0	2,072,000
DE02.01.29	SMC: Somerset Hall	0	0	0	2,167,000	0	0	2,167,000
DE02.01.30	SMC: New Academic Bldg.	0	0	0	981,000	0	0	981,000
DE02.01.31	Eastern Shore Higher Ed Ctr.	0	0	0	6,645,000	0	0	6,645,000
DE02.01.32	Southern Md. Higher Ed. Center	0	0	0	1,368,000	0	0	1,368,000
DE02.01.33	JHU School of Medicine Research Bldg.	0	0	0	7,933,000	0	0	7,933,000
DE02.01.34	JHU School of Hygiene & Public Health	0	0	0	2,067,000	0	0	2,067,000
DE02.01.S11	CSC: Dining Facilities	0	0	0	5,000,000	0	0	5,000,000
DE02.01.S12	CSC: Lutheran Hosp. Acquis./Demol.	0	0	0	800,000	0	0	800,000
DE02.01.S15	MSU: Northwood Property Acquisition	0	0	0	300,000	0	0	300,000
DE02.01.S26	MHEC: Cecil CC - Elkton Ctr.	0	0	0	503,000	0	0	503,000
DE02.01.S55	SMC: Calvert Hall Hazard Remediation	0	0	0	980,000	0	0	980,000
RB21A	UMB: Law School & Library	2,800,000	0	0	3,000,000	0	0	5,800,000
RB21B	UMB: Howard Hall Renovation	450,000	0	405,000	0	0	0	855,000

Exhibit 2.3 (Cont.)

		Bonds			Current Funds (PAYGO)			
Budget Code	**Project Title**	**General Obligation**	**Recycled**	**Agency**	**General**	**Special**	**Federal**	**Total Funds**
Higher Education								
RB22.rb1	UMCP: Hornbake/McKeldin Libraries	0	0	1,445,000	0	0	0	1,445,000
RB22.rb2	UMCP: Taliaferro/Key Hall	0	0	350,000	0	0	0	350,000
RB22A	UMCP: New Arena	25,300,000	0	0	0	0	0	25,300,000
RB22B	UMCP: Chemistry Teaching Bldg.	2,000,000	0	0	1,860,000	0	0	3,860,000
RB22C	UMCP: Chem. & Nuclear Engin. Bldg	405,000	0	0	0	0	0	405,000
RB22D	MFRI: S. Md. Reg. Training Ctr.	200,000	0	0	818,000	0	0	1,018,000
RB23A	BSU: Campuswide Site Impr.	2,700,000	0	0	1,300,000	0	0	4,000,000
RB24A	TU: Fine Arts Bldg.	20,000,000	0	0	7,443,000	0	0	27,443,000
RB24B	TU: 7800 York Road Renovation	1,411,000	0	0	1,600,000	0	0	3,011,000
RB25A	UMES: Soc. Sci & Health Ed. Bldg.	11,600,000	0	10,000,000	5,365,000	0	0	26,965,000
RB25B	UMES: Physical Plant/Central Receiving	6,850,000	0	0	972,000	0	0	7,822,000
RB25C	UMES: Food Sci. & Tech. Bldg.	500,000	0	0	5,250,000	0	0	5,750,000
RB26A	FSU: Gunter Hall	400,000	0	0	872,000	0	0	1,272,000
RB28A	UB: 1300 N. Charles Bldg.	215,000	0	0	0	0	0	215,000
RB29A	SSU: New Science Bldg.	1,500,000	0	0	939,000	0	0	2,439,000
RB36.rb	USM: Capital Facilities Renewal	0	0	12,800,000	0	0	0	12,800,000
RB36A	USM: Underground Oil Tanks	1,000,000	0	0	0	0	0	1,000,000
RC00A	BCCC: Main Building Renovation	1,460,000	0	0	0	0	0	1,460,000
RI00A	MHEC: Comm. College Grant Prgm.	11,795,000	0	0	19,284,000	0	0	31,079,000
RI00B	MHEC: Montgomery College Takoma Park	13,245,000	0	0	0	0	0	13,245,000
RI00C	Harford CCC - Performing Arts Ctr.	400,000	0	0	0	0	0	400,000
RM00A	MSU: Sci. Research Facil. & Greenhouse	2,750,000	0	0	3,210,000	0	0	5,960,000
RM00B	MSU: Campuswide Site Improvements	2,252,000	0	0	0	0	0	2,252,000
RM00C	MSU: New Library	1,962,000	0	0	0	0	0	1,962,000
RM00D	MSU: Comm. Bldg. & Ped. Bridge	1,192,000	0	0	0	0	0	1,192,000
RQ00A	UMMS: Diagnostic & Treatment Facilities	12,000,000	0	0	0	0	0	12,000,000
ZC00A	MICUA Private Colleges and Universities	6,000,000	0	0	2,000,000	0	0	8,000,000
	Subtotal	**$130,387,000**	**$0**	**$25,000,000**	**$292,712,000**	**$0**	**$0**	**$448,099,000**

Exhibit 2.3 (Cont.)

Budget Code	Project Title	Bonds: General Obligation	Bonds: Recycled	Bonds: Agency	Current Funds (PAYGO): General	Current Funds (PAYGO): Special	Current Funds (PAYGO): Federal	Total Funds
Housing/Community Development								
DB01.52.1	HSMCC: Maryland Heritage Project	0	0	0	225,000	0	0	225,000
DB01.52.2	HSMCC: St. John's Archaeol. Site Exh.	0	0	0	540,000	0	0	540,000
SA23.06	DHCD: MHT Revolving Loan Fund	0	0	0	200,000	200,000	0	400,000
SA23A	DHCD: MHT Grants	700,000	0	0	0	0	0	700,000
SA23B	DHCD: Banneker-Douglas Museum	935,000	0	0	0	0	0	935,000
SA24.02.1	DHCD: Neighborhood Business Devel.	0	0	0	6,844,000	1,236,000	0	8,080,000
SA24.02.2	DHCD: Community Legacy Program	0	0	0	9,000,000	0	0	9,000,000
SA24.02.3	DHCD: Community Devel. Block Grants	0	0	0	0	0	7,940,000	7,940,000
SA25.07	DHCD: Rental Housing Programs	0	0	0	7,871,000	5,129,000	3,714,000	16,714,000
SA25.08	DHCD: Homeownership Programs	0	0	0	5,419,000	6,081,000	800,000	12,300,000
SA25.09	DHCD: Special Loan Programs	0	0	0	6,042,000	4,458,000	1,200,000	11,700,000
SA25A	DHCD: Shelter & Transitional Housing	1,500,000	0	0	0	0	0	1,500,000
	Subtotal	**$3,135,000**	**$0**	**$0**	**$36,141,000**	**$17,104,000**	**$13,654,000**	**$70,034,000**
Economic Development								
DE02.01.40	TEDCO: Tech. Devel. Investment Fund	0	0	0	5,000,000	0	0	5,000,000
DU00.02	Canal Place Improvements	0	0	0	2,479,000	0	0	2,479,000
TF00.09	DBED: Sm. Business Devel. (MSBDFA)	0	0	0	2,275,000	6,125,000	0	8,400,000
TF00.17.1	DBED: Enterprise Investment	0	0	0	0	6,000,000	0	6,000,000
TF00.17.2	DBED: Challenge Investment Prgm.	0	0	0	0	2,000,000	0	2,000,000
TF00.21	DBED: Md. Econ. Adj. Fund (MEAF)	0	0	0	0	800,000	0	800,000
TF00.23	DBED: Md. Econ. Devel. Asst. (MEDAF)	0	0	0	15,000,000	18,781,186	0	33,781,186
TF00.24	DBED: Md. Comp. Adv. Fin. (MCAFF)	0	0	0	1,800,000	0	0	1,800,000
TF00.25	DBED: One Maryland	0	0	0	10,000,000	300,000	0	10,300,000
YA03.01	DBED: Sunny Day Fund	0	0	0	15,500,000	0	0	15,500,000
	Subtotal	**$0**	**$0**	**$0**	**$52,054,000**	**$34,006,186**	**$0**	**$86,060,186**
Local Projects								
DE02.01.41	Ripken Stadium & Youth Academy	0	0	0	3,000,000	0	0	3,000,000

Exhibit 2.3 (Cont.)

		Bonds			Current Funds (PAYGO)			
Budget Code	**Project Title**	**General Obligation**	**Recycled**	**Agency**	**General**	**Special**	**Federal**	**Total Funds**
Local Projects								
DE02.01.42	National Federation for the Blind	0	0	0	1,000,000	0	0	1,000,000
DE02.01.43	Park Heights Golf Academy	0	0	0	500,000	0	0	500,000
DE02.01.S01	Allegany County Fair - Multipurpose Bldg.	0	0	0	300,000	0	0	300,000
DE02.01.S02	Allegany Co. Public Works Capital Equip.	0	0	0	500,000	0	0	500,000
DE02.01.S03	Allegany Co. Roads - Satellite Garage	0	0	0	500,000	0	0	500,000
DE02.01.S04	Allegheny Highlands Trail	0	0	0	1,000,000	0	0	1,000,000
DE02.01.S06	Westernport Landfill Cap	0	0	0	200,000	0	0	200,000
DE02.01.S08	Md. Hall for the Creative Arts	0	0	0	500,000	0	0	500,000
DE02.01.S09	Parole Plaza Improvements	0	0	0	500,000	0	0	500,000
DE02.01.S10	Balt. City Revitalization Projects	0	0	0	7,000,000	0	0	7,000,000
DE02.01.S13	Fred. Douglas-Isaac Myers Maritime Mus.	0	0	0	1,000,000	0	0	1,000,000
DE02.01.S14	Great Blacks in Wax	0	0	0	750,000	0	0	750,000
DE02.01.S16	Patterson Park Comm. Devel.	0	0	0	200,000	0	0	200,000
DE02.01.S17	Strathdale Manor Demolition	0	0	0	1,000,000	0	0	1,000,000
DE02.01.S19	Chesapeake Village Park	0	0	0	1,000,000	0	0	1,000,000
DE02.01.S29	Howard Co. Head Start	0	0	0	500,000	0	0	500,000
DE02.01.S30	YMCA of Central Maryland	0	0	0	1,500,000	0	0	1,500,000
DE02.01.S31	Chelsea School	0	0	0	250,000	0	0	250,000
DE02.01.S32	Kensington Community Ctr.	0	0	0	125,000	0	0	125,000
DE02.01.S33	Meany Ctr - Lane Kirkland Ctr.	0	0	0	1,000,000	0	0	1,000,000
DE02.01.S34	Link-Ages	0	0	0	50,000	0	0	50,000
DE02.01.S35	Liz Lerman Dance Exchange	0	0	0	250,000	0	0	250,000
DE02.01.S36	Mont. Co. Family Services	0	0	0	250,000	0	0	250,000
DE02.01.S37	National Trolley Museum	0	0	0	100,000	0	0	100,000
DE02.01.S38	Olney Boys & Girls Club	0	0	0	100,000	0	0	100,000
DE02.01.S39	Olney Theatre	0	0	0	500,000	0	0	500,000
DE02.01.S40	Pyramid Atlantic	0	0	0	100,000	0	0	100,000
DE02.01.S41	Rehabilitation Opportunities	0	0	0	100,000	0	0	100,000

Exhibit 2.3 (Cont.)

		Bonds			Current Funds (PAYGO)			
Budget Code	**Project Title**	**General Obligation**	**Recycled**	**Agency**	**General**	**Special**	**Federal**	**Total Funds**
Local Projects								
DE02.01.S42	Rckvlle Sci, Cultural & Business. Resrc. Ctr	0	0	0	500,000	0	0	500,000
DE02.01.S43	Takoma Park Comm. Learning Ctr.	0	0	0	500,000	0	0	500,000
DE02.01.S45	Wheaton Multi-purpose Youth Ctr.	0	0	0	175,000	0	0	175,000
DE02.01.S47	BRAVA - Bowie Arts Ctr.	0	0	0	500,000	0	0	500,000
DE02.01.S48	Colmar Community Ctr.	0	0	0	100,000	0	0	100,000
DE02.01.S50	Foundation School	0	0	0	1,000,000	0	0	1,000,000
DE02.01.S51	Gateway Arts District	0	0	0	1,000,000	0	0	1,000,000
DE02.01.S53	Suitland Manor Revitalization	0	0	0	3,000,000	0	0	3,000,000
ZA00B	Glen Echo Park	3,000,000	0	0	0	0	0	3,000,000
ZA00C	Kennedy Krieger Career & Tech. H.S.	2,000,000	0	0	0	0	0	2,000,000
ZA00D	Lucas Art Collection	850,000	0	0	0	0	0	850,000
ZA00E	Maryland Science Center	4,000,000	0	0	0	0	0	4,000,000
ZA00F	National Aquarium in Baltimore	3,000,000	0	0	0	0	0	3,000,000
ZA00G	Strathmore Hall Performing Arts Center	28,000,000	0	0	0	0	0	28,000,000
ZZ00A	Legislative Initiatives	24,548,500	0	0	0	0	0	24,548,500
	Subtotal	**$65,398,500**	**$0**	**$0**	**$30,550,000**	**$0**	**$0**	**$95,948,500**
Transportation*								
ZG00	Transportation	0	0	235,000,000	45,000,000	477,812,602	852,716,000	1,610,528,602
	Subtotal	**$0**	**$0**	**$235,000,000**	**$45,000,000**	**$477,812,602**	**$852,716,000**	**$1,610,528,602**
Total Debt Subject to Debt limit		**$504,979,500**	**$0**	**$260,000,000**	**$688,873,000**	**$787,215,397**	**$876,177,414**	**$3,117,245,311**
Qualified Zone Academy Bonds		8,270,000	0	0	0	0	0	8,270,000
Total New Debt Authorized		**$513,249,500**						**$3,125,515,311**

*Transportation capital funded off budget totals $187.2 million

Exhibit 2.4

Legislative Projects - 2001 Session
Final Action

HB	House Sponsor	SB	Senate Sponsor	Project Title	Co.	Final Action
Private Higher Education						
		402	Kasemeyer	Loyola College Maryland Hall	State	1,800,000
1028	Hecht			Mount St. Mary's College	State	1,200,000
		741	Blount	Peabody Institute of Johns Hopkins Univ	State	3,000,000
				Subtotal -Private Higher Education		**$6,000,000**
MHA Hospitals						
456	McHale			Deaton Specialty Hospital and Home	State	130,000
		81	Hafer	Garrett County Memorial Hospital	State	1,600,000
174	Montague			Good Samaritan Hospital of Maryland	State	500,000
1287	V. Jones			Mercy Medical Center	State	1,000,000
52	Hammen			The Johns Hopkins Bayview Medical Ctr	State	500,000
618	Donoghue			Washington County Health Systems	State	470,000
				Subtotal -MHA Hospitals		**$4,200,000**
Bond Bills - Statewide						
524	Dewberry			BSO - Joseph Meyerhoff Symphony Hall	State	500,000
		573	Middleton	Lions Camp Merrick	State	150,000
		361	Green	Maryland 4-H Facilities	State	200,000
794	Klausmeier			MD Sch for the Blind Em. Panic Alarm Sys	State	75,000
		249	Ruben	Olney Theatre Center Campus	State	250,000
		550	Blount	Outward Bound Leakin Park Project	State	500,000
		319	Hoffman	Star Spang. Banner Flag Hse. & 1812 Mus.	State	700,000
		385	Hoffman	Walters Art Museum	State	385,000
				Subtotal -Bond Bills - Statewide		**$2,760,000**

Exhibit 2.4 (Cont.)

Legislative Projects - 2001 Session
Final Action

HB	House Sponsor	SB	Senate Sponsor	Project Title	Co.	Final Action
Local Projects						
974	Delegation			Court House Annex	Alleg	400,000
				Subtotal -Allegany		**$400,000**
498	Busch			Annapolis Maritime Museum	AA	150,000
		726	Astle	Arundel Lodge	AA	240,000
759	Busch			Broadneck Recreational Complex	AA	250,000
178	Clagett			Galesville Heritage Society Museum	AA	175,000
		829	Senators	Hist. London Town Visitors Ctr & Mus.	AA	200,000
528	Love			Salvation Army Centennial Wing	AA	75,000
				Subtotal -Anne Arundel		**$1,090,000**
136	Rosenberg			Concord Apartments	BCity	750,000
1286	Marriott			Delta Center	BCity	225,000
1282	Branch			East Balto. Comm Rec & Learning Ctr	BCity	500,000
1320	Dypski			Eleanor E. Hooper Adult Day Care Ctr	BCity	200,000
		409	Mitchell	Eubie Blake Nat'l Jazz Inst & Cult. Ctr	BCity	75,000
593	Gladden			Forest Park Clubhouse	BCity	500,000
		461	Hoffman	Hearing and Speech Agency	BCity	200,000
		549	Blount	Ivy Family Support Center	BCity	225,000
1016	Marriott			Marvellous Works Outreach Center	BCity	300,000
1055	Rawlings			New Shiloh Multipurpose Center	BCity	1,000,000
		623	Hughes	Pimlico Road Arts and Community Ctr	BCity	750,000
1404	Paige			Saratoga Center	BCity	100,000
789	Campbell			Theodore Roosevelt Recreation Ctr	BCity	200,000
		90	Conway	USA Educational/Cultural Foundation	BCity	50,000
				Subtotal -Baltimore City		**$5,075,000**
		501	Bromwell	Perry Hall Mansion	Balt	400,000
197	Klima			The Arrow Project	Balt	250,000
		140	Della	The Community Learning Center	Balt	250,000
		193	Hollinger	The Wellness Community-Baltimore	Balt	500,000
				Subtotal -Baltimore		**$1,400,000**

Exhibit 2.4 (Cont.)

Legislative Projects - 2001 Session
Final Action

HB	House Sponsor	SB	Senate Sponsor	Project Title	Co.	Final Action
Local Projects						
		497	Dyson	Calvert Animal Shelter and Educ. Ctr	Cal	75,000
		866	Miller	Chesapeake Beach Railway Trail	Cal	250,000
		584	Miller	Community Learning Center	Cal	400,000
605	Delegation			The Boys and Girls Clubs of So. MD	Cal	100,000
478	Owings			Twin Beach Community Health Ctr	Cal	150,000
				Subtotal -Calvert		**$975,000**
467	Baker			Adkins Arboretum	Carol	300,000
552	Walkup			The Benedictine School	Carol	100,000
				Subtotal -Caroline		**$400,000**
1011	Delegation			Arts Council Theater Rehabilitation	Carr	200,000
1012	Delegation			Historical Society of Carroll County	Carr	200,000
				Subtotal -Carroll		**$400,000**
1023	Guns			Hollingsworth House	Cecil	200,000
				Subtotal -Cecil		**$200,000**
694	Delegation			Boys and Girls Clubs	Chas	50,000
		574	Middleton	Lackey H.S. Swimming Pool Complex	Chas	900,000
1198	Delegation			Old Waldorf Sch Comm Ctr & Head Start	Chas	200,000
				Subtotal -Charles		**$1,150,000**
981	Delegation			American Red Cross	Fred	150,000
792	Delegation			House Hospice	Fred	200,000
982	Delegation			Weinberg Center for the Arts	Fred	100,000
				Subtotal -Frederick		**$450,000**
274	Edwards			Garrett County Courthouse	Gar	300,000
				Subtotal -Garrett		**$300,000**
211	Delegation			Bel Air Community Center	Har	100,000
216	Delegation			Havre de Grace Maritime Museum	Har	50,000

Exhibit 2.4 (Cont.)

Legislative Projects - 2001 Session
Final Action

HB	House Sponsor	SB	Senate Sponsor	Project Title	Co.	Final Action
Local Projects						
342	Delegation			Hosanna School	Har	186,000
				Subtotal -Harford		**$336,000**
		348	Kasemeyer	Norbel School	How	352,500
				Subtotal -Howard		**$352,500**
566	Walkup			Echo Hill Outdoor School Improv.	Kent	300,000
				Subtotal -Kent		**$300,000**
1293	Kopp			Bethesda Academy of Performing Arts	Mont	150,000
		712	Hogan	BlackRock Center for the Arts	Mont	350,000
867	Shriver			Boys and Girls Clubs of Greater Wash.	Mont	500,000
730	Hixson			CASA of Maryland Employment Ctr	Mont	100,000
410	Kagan			Gaithersburg Youth Center	Mont	250,000
		226	Ruben	Hillandale Center	Mont	100,000
		188	Forehand	Hospice Caring	Mont	50,000
		176	Ruben	Link - Ages Place	Mont	50,000
400	Kagan			Mental Health Assoc. of Mont. Co.	Mont	100,000
1019	Franchot			Mont & PG Cos. - Boys' & Girls' Homes	Mont	100,000
166	Petzold			National Capital Trolley Museum	Mont	100,000
250	Heller			Olney Boys and Girls Club Comm Park	Mont	75,000
388	Barve			Penn Place	Mont	100,000
		388	Hogan	Rehabilitation Opportunities	Mont	150,000
621	Kopp			Round House Theater	Mont	800,000
600	Sher			Sandy Spr. Slave Mus & African Art Gall.	Mont	75,000
204	Hixson			Site for Elec. Media, Art, and Tech.	Mont	200,000
1017	Franchot			Takoma Park Cooperative School	Mont	100,000
		611	Van Hollen	Wheaton Multi-Service Youth Facility	Mont	500,000
				Subtotal -Montgomery		**$3,850,000**
259	Vallario			Bethel Recreation Center	PG	250,000
288	Conroy			Ebenezer Community Life Center	PG	100,000
		597	Lawlah	Ft Washington and Ft Foote Parks	PG	100,000

Exhibit 2.4 (Cont.)

Legislative Projects - 2001 Session
Final Action

HB	House Sponsor	SB	Senate Sponsor	Project Title	Co.	Final Action
Local Projects						
620	Healey			Hyattsville Municipal Annex	PG	400,000
1147	Hill			Kairos Senior Citizens' Home	PG	150,000
1366	Davis			Kettering Largo Boys & Girls Cl. Stor Fac	PG	150,000
1294	Griffith			Lake Arbor Recreation Center	PG	100,000
		871	Currie	Multiplex Rec. & Comm Dev Center	PG	140,000
		814	Lawlah	National Philippine Cultural Center	PG	100,000
		223	Dorman	Pallotti Day Care Center	PG	300,000
756	Howard			Palmer Park Boys and Girls Club	PG	200,000
273	Proctor			Southern Maryland Youth Camp	PG	100,000
		87	Green	Springhill Lake Recreation Center	PG	300,000
				Subtotal -Prince George's		**$2,390,000**
466	Baker			Cray House	QA	100,000
				Subtotal -Queen Anne's		**$100,000**
1296	Delegation			Patuxent River Naval Air Mus & Vis. Ctr	SM	250,000
		527	Dyson	St. Clement's Island Lighthouse Memorial	SM	50,000
				Subtotal -St. Mary's		**$300,000**
760	McClenahan			Teackle Mansion/Sarah Martin Done Hse.	Som	235,000
				Subtotal -Somerset		**$235,000**
811	Schisler			Chesapeake Bay Maritime Museum	Tal	300,000
		558	Colburn	Oxford Community Services Building	Tal	150,000
				Subtotal -Talbot		**$450,000**
582	Delegation			American Red Cross	Wash	300,000
		362	Munson	Discovery Station at Hagerstown	Wash	25,000
		739	Munson	Hagerstown Arts and Entertainment Dist	Wash	235,000
				Subtotal -Washington		**$560,000**
692	Conway			Rotary Scout and Comm Ctr	Wic	350,000
				Subtotal -Wicomico		**$350,000**
762	Bozman			Mar-Va Theater	Wor	50,000

Exhibit 2.4 (Cont.)

Legislative Projects - 2001 Session
Final Action

HB	House Sponsor	SB	Senate Sponsor	Project Title	Co.	Final Action
Local Projects						
526	Bozman			Mid-Delmarva Family YMCA	Wor	375,000
496	Bozman			Worcester County Development Ctr	Wor	300,000
				Subtotal -Worcester		**$725,000**
				Subtotal - Statewide and Local Projects		**$24,548,500**
				Total - New Projects		**$34,748,500**

Debt Affordability

In its September 2000 report, the Capital Debt Affordability Committee (CDAC) recommended a general obligation (G.O.) bond debt authorization limit of $475 million for fiscal 2002. In March 2001, the CDAC met and voted to recommend a $30 million increase in the limit, raising it to $505 million. In making its recommendation to increase the limit, the CDAC cited the favorable debt to personal income and debt service to revenue ratios. For many years Maryland has used these two ratios to ensure that its debt is affordable. Under the affordability criteria, State tax-supported debt outstanding should not exceed 3.2 percent of Maryland personal income and debt service on State tax-supported debt should not exceed 8 percent of revenues. Maryland's projected debt levels result in ratios well below these limits, and the $30 million increase adds only one basis point to these ratios beginning in fiscal 2003. For fiscal 2002 there is over $1.3 billion capacity between the estimated debt and the debt that would be allowed under the debt limit. For debt service, over $236 million in capacity remains in fiscal 2002. **Exhibit 2.5** shows the effect of increasing the authorized debt level by $30 million.

Exhibit 2.5
Effect of Increasing the General Obligation Debt Limit by $30 million

	Debt Outstanding as Percent of Personal Income		Debt Service as Percent of Revenues	
Fiscal	Before	After	Before	After
2002	2.53	2.53	5.99	5.99
2003	2.49	2.50	6.01	6.02
2004	2.45	2.46	5.93	5.94
2005	2.40	2.41	6.03	6.04

Source: Department of Legislative Services

A total of $505.0 million in G.O. bonds was authorized during the 2001 legislative session. This is consistent with the revised recommendation of the CDAC. The General Assembly also authorized $8.27 million through the federal Qualified Zone Academy Bond program. Although this debt is general obligation debt, it is not counted towards the $505 million limit. The CDAC accounts for this debt outside the limit because the State does not have to pay interest on the funds but repays the principal amount only. The bond holders receive federal tax credits in lieu of interest payments.

Embargoed PAYGO Funding

Concerned about a possible downturn in the economy which would impact the ability of the State to move forward with the numerous general fund PAYGO capital projects proposed by the Governor for fiscal 2002, the budget committees developed a plan to restrict expenditure of a portion of the funds until the December 2001 revenue estimates were available. This would allow the Governor to cancel projects if the revenue estimates indicated there would be significant revenue shortfalls. After negotiations, the Governor agreed to the plan and by letter to the budget committee chairmen dated March 24, 2001, provided a list of projects and programs for which funding would be embargoed. Funding to be withheld totals $130.5 million. **Exhibit 2.6** lists the projects, the general fund legislative appropriation, and the amounts withheld.

Exhibit 2.6
Embargoed General Fund PAYGO

Project	General Fund Legis. Approp.	Amount Withheld
UMB: New Dental School	$14,000,000	$14,000,000
TU: Fine Arts Bldg.	7,443,000	7,443,000
UMBC: Public Policy Institute	17,542,000	17,542,000
UMBI: CARB II Bldg.	42,442,000	42,442,000
USM: Hagerstown Higher Ed. Ctr.	13,264,000	12,394,000
MHEC: Comm. College Grant Program	19,284,000	4,821,000
High Speed Data Network	10,000,000	2,500,000
Public Safety Communications System	3,900,000	1,000,000
TEDCO: Tech. Development Investment Fund	5,000,000	1,250,000
DNR: Park Improvement Program	3,000,000	750,000
DNR: GreenPrint	5,000,000	5,000,000
DNR: Oyster Restoration	2,000,000	500,000
MDA: Ag. Cost Share	6,400,000	1,600,000
DHCD: Neighborhood Business Development	6,844,000	1,941,000
DHCD: Rental Housing Programs	7,871,000	1,967,750
DHCD: Homeownership Programs	5,419,000	1,354,750
DHCD: Special Loan Programs	6,042,000	1,510,500
DBED: Small Business Devel. (MSBDFA)	2,275,000	568,750
DBED: Md. Econ. Devel. Asst. (MEDAF)	15,000,000	3,750,000
DBED: Md. Comp. Advantage Fin. (MCAFF)	1,800,000	525,000
DBED: One Maryland	10,000,000	2,500,000
MDE: CBWQ Nutrient Removal	5,000,000	1,250,000
DBED: Sunny Day Fund	15,500,000	3,875,000
Total	**$225,026,000**	**$130,484,750**

Source: Department of Legislative Services and Office of the Governor

Smart Growth Initiatives

The capital budget includes three new programs relating to smart growth. Two of the programs are to be administered by the Department of Natural Resources. These are GreenPrint, funded in fiscal 2002 at $35 million, and Community Parks and Playgrounds, funded in fiscal 2002 at $11 million. The third program, Community Legacy, will be administered by the Department of Housing and Community Development and is funded at $9 million.

Tobacco Crop Conversion Funding

As introduced, **SB 532 (Ch. 103)** would have authorized the sale of $30 million in revenue bonds to be repaid from the Cigarette Restitution Fund. The proceeds of the bonds would have been used to implement the Southern Regional Strategy-Action Plan for Agriculture, the main component of which is the payment to farmers who agree to stop growing tobacco. The bill was amended, however, to authorize $5 million per year for six years beginning in fiscal 2004. The legislation also requires that reimbursement to the general fund be made from the Cigarette Restitution Fund within eight years of the final issuance of debt.

Higher Education

The fiscal 2002 capital program for all segments of higher education is $448.1 million including general funds, general obligation bonds, and academic revenue bonds. This program exceeds the previous fiscal year by more than $60 million and represents the second year of the administration's commitment to provide over one billion dollars for capital construction in higher education over four years. The capital program includes $368.95 million for over 45 discrete capital projects associated with the public four-year institutions and funds for facility renewal and underground oil storage tank replacement throughout the University System of Maryland. Community colleges have 28 projects and represent $46.6 million of the total. Another $18 million will be used for six projects at private colleges and universities, including two for The Johns Hopkins University and four funded through the Maryland Independent Colleges and Universities grant program. Also, $14.5 million provides for two Maryland Fire and Rescue Institute projects and a project for the University of Maryland Medical System.

The *Capital Improvement Program* (CIP) shows $975.85 million in capital spending for higher education projects over the fiscal 2003-2006 period. This represents a deceleration in capital funding compared to fiscal 2001 and 2002. **Exhibit 2.7** shows the fiscal 2002 legislative appropriation for higher education capital and the funding

anticipated in the CIP for fiscal 2003-2006. **Exhibit 2.8** shows the fiscal 2002 allocation of capital funding by higher education institutions.

Exhibit 2.7
Higher Education
Fiscal 2002 Legislative Appropriation and Out-Year Capital Funding
($ in Thousands)

	Fiscal					
Source	**2002**	**2003**	**2004**	**2005**	**2006**	**Total**
G.O. Bonds	$130,387	$135,250	$164,450	$233,300	$186,450	$849,837
PAYGO	292,712	7,650	84,000	46,300	18,450	449,112
Acad. Rev. Bonds	25,000	25,000	25,000	25,000	25,000	125,000
Total	**$448,099**	**$167,900**	**$273,450**	**$304,600**	**$229,900**	**$1,423,949**

Source: Department of Legislative Services and Fiscal 2002 *Capital Improvement Program*

Exhibit 2.8
Higher Education
Fiscal 2002 Allocation of Capital Funding by Institution
($ in Thousands)

Institution	**FY 2002 Capital Funding**
University of Maryland, Baltimore	$38,401
University of Maryland, College Park	31,360
Bowie State University	5,200
Towson University	42,204
University of Maryland Eastern Shore	47,682
Frostburg State University	4,572
Coppin State College	10,800
University of Baltimore	1,540

Exhibit 2.8 (Cont.)
Higher Education
Fiscal 2002 Allocation of Capital Funding by Institution

Institution	FY 2002 Capital Funding
Salisbury University	2,439
University of Maryland Baltimore County	67,419
University of Maryland Ctr. for Envir. Science	19,527
University of Maryland Biotechnology Institute	42,442
University System of Maryland Office	29,489
St. Mary's College of Maryland	6,200
Morgan State University	11,666
Regional Centers	8,013
Baltimore City Community College	1,460
Community Colleges	45,227
Independent Colleges and Universities	8,000
The John Hopkins University	10,000
Maryland Fire and Rescue Institute	2,458
University of Maryland Medical System	12,000
Total	**$448,099**

Source: Department of Legislative Services

Public School Construction

The General Assembly appropriated $253.4 million in fiscal 2002 for public school construction. This amount includes $200,000 for relocatable classrooms, $250,000 for the Solar Energy Pilot Program, and $8.3 million for the federal Qualified Zone Academy Bond program (QZABs). The proceeds from QZABs will be used to improve schools that either have at least 35 percent of their students eligible for free or reduced-price meals or are located within Enterprise or Empowerment Zones. Allocations totaling $187.8 million were made by the Board of Public Works in January 2001. In May 2001 the Board of Public Works allocated the remaining $56.8 million fiscal 2002 appropriation. Additionally, it allocated $29 million raised from a capital lease to accelerate the Technology in Maryland Schools Program to complete wiring of all public schools in Maryland and it allocated $13 million from the Public School Construction Statewide Contingency Account. The QZAB funding was also allocated. These allocations bring the total funding for school construction in fiscal 2002 to $295.1 million. **Exhibit 2.9** shows the initial allocations by jurisdiction.

Pursuant to §13-715.2 of the Financial Institutions article, the Maryland Stadium Authority (MSA) is required to make annual payments of $2.4 million to the Public School Construction Fund (PSCF) from fiscal 2001 through 2010. When this obligation

was signed into law as Chapter 327, Acts of 1996, it was expected that the MSA would generate sufficient revenues from its operation of the Camden Yards Complex to make the payments. However, due to cost overruns on the Ravens football stadium and the over estimation of annual admissions tax revenues, the MSA projects a fiscal 2001 negative closing balance of $6.35 million in the Maryland Stadium Authority Financing Fund. Rather than using additional special fund proceeds from the Maryland State Lottery to meet the MSA's statutory obligation to the PSCF, the General Assembly directed that $2.4 million of the $10.0 million appropriated in Supplemental No. 2 for the PSCF be used in lieu of the MSA's fiscal 2002 statutory obligation to the PSCF.

In the operating budget, the Aging Schools Program received $10.4 million to make improvements and repairs to existing school buildings, and approximately $787,000 is budgeted in the Technology in Maryland Schools Program to make a payment on the capital lease used to wire schools for technology.

Exhibit 2.9

Public School Construction Allocations

LEA	FY 2002 Allocation	Qualified Zone Academy Bonds
Allegany	$1,357,000	$151,000
Anne Arundel	20,331,000	444,000
Baltimore City	44,084,000	2,518,000
Baltimore County	17,012,000	1,693,000
Calvert	430,000	0
Caroline	8,350,000	73,000
Carroll	8,321,000	0
Cecil	5,092,000	102,000
Charles	711,000	86,000
Dorchester	7,407,000	39,000
Frederick	25,673,000	117,000
Garrett	213,000	52,000
Harford	8,072,000	335,000
Howard	25,005,000	81,000
Kent	642,000	37,000
Montgomery	44,400,000	633,000
Prince George's	44,400,000	1,446,000
Queen Anne's	243,000	0
St. Mary's	12,808,000	109,000
Somerset	462,000	31,000
Talbot	1,518,000	70,000

Exhibit 2.9 (Cont.)
Public School Construction Allocations

LEA	FY 2002 Allocation	Qualified Zone Academy Bonds
Washington	4,538,000	283,000
Wicomico	3,391,000	147,000
Worcester	2,140,000	41,000
Subtotal	**$286,600,000**	**$8,488,000***

*Includes $218,000 reallocated from funds approved in fiscal 2001.

Source: Department of Legislative Services and the Fiscal 2002 Public School Construction Capital Improvement Program

Program Open Space

Funding for Program Open Space from all fund sources totals $155.3 million for fiscal 2002. **Exhibit 2.10** shows the allocation by fund source. **Exhibit 2.11** shows the distribution of the local Program Open Space funding.

Exhibit 2.10
Program Open Space Funding for Fiscal 2002
($ in Thousands)

	General	Special	Federal	G.O. Bonds	Total
Land Acquisition & Local Prgm.	0	68,346	400	0	68,746
Capital Development Projects	0	10,863	0	0	10,863
Rural Legacy	0	13,719	0	16,000	29,719
GreenPrint	5,000	0	0	30,000	35,000
Community Parks & Playgrounds	11,000	0	0	0	11,000
Total	**$16,000**	**$92,928**	**$400**	**$46,000**	**$155,328**

Source: Fiscal 2002 Budget

Exhibit 2.11
Local Program Open Space Funding Distribution

County	Allocation
Allegany	$475,065
Anne Arundel	5,121,329
Baltimore	5,778,318
Calvert	512,885
Caroline	222,850
Carroll	1,152,753
Cecil	$592,901
Charles	1,043,018
Dorchester	191,393
Frederick	1,219,833
Garrett	237,212
Harford	1,703,076
Howard	$3,035,415
Kent	144,226
Montgomery	7,706,320
Prince George's	6,514,619
Queen Anne's	310,938
St. Mary's	578,816
Somerset	$136,783
Talbot	329,427
Washington	898,876
Wicomico	602,135
Worcester	584,085
Baltimore City	3,385,866
Total	**$42,478,139**

Note: These numbers may change as the allocation formula has a census component that will be updated this year.

Source: Department of Legislative Services

Chapter Three - Impact of Legislation on State Revenues and Expenditures

- Legislation Affecting State Revenues
- Summary of Quantifiable Revenue Effects
- Legislation Affecting State Expenditures
- Expenditures by Agency
- Totals by Fund Type
- Permanent Positions Needed by Agency
- Contractual Positions Needed by Agency

Legislation Affecting State Revenues

	Fund	FY 2002	FY 2003	FY 2004	FY 2005	FY 2006	Comments
SB 4/HB 338	**Drunk and Drugged Driving - Evidence - Refusal to Submit to Test for Alcohol, Drugs, or Controlled Dangerous Substances (Ch. 1 \ Ch. 2)**						
	GF	increase	increase	increase	increase	increase	Minimal increase in fine revenue.
SB 11	**Trader's Licenses - Exception for Exhibitors at Antique, Coin, or Collector Shows (Ch. 112)**						
	GF	decrease	decrease	decrease	decrease	decrease	Minimal decrease in revenue from traders' licensing fees.
SB 14	**Sales and Use Tax - Exemptions - Energy for Residential Condominiums (Ch. 571)**						
	GF	($393,300)	($413,000)	($433,600)	($455,300)	($478,100)	
SB 16	**Drinking Water - Administrative Penalty Authority (Ch. 572)**						
	SF	increase	increase	increase	increase	increase	Potential minimal increase in fine revenue.
SB 18	**Recordation and Transfer Tax - Transfer from Real Estate Enterprise to Limited Liability Company (Ch. 573)**						
	GF	decrease	decrease	decrease	decrease	decrease	Potential decrease in transfer tax revenue.
SB 27	**Vehicle Laws - Registration Plates - Transfer into an Inter Vivos Trust (Ch. 113)**						
	SF	($5,200)	($5,200)	($5,200)	($5,200)	($5,200)	
SB 38	**Emergency Medical Services - Ambulance Services - Definitions and Regulations (Ch. 345)**						
	SF	$5,565	$5,565	$5,565	$5,565	$5,565	
SB 57	**Vehicle Laws - Transfers - Continued Use of Registration Plates (Ch. 120)**						
	SF	($3,900)	($5,200)	($5,200)	($5,200)	($5,200)	

Legislation Affecting State Revenues

	Fund	FY 2002	FY 2003	FY 2004	FY 2005	FY 2006	Comments
SB 63	**Election Laws - Campaign Finance Reports - Timely Receipt (Ch. 17)**						
	GF	decrease	decrease	decrease	decrease	decrease	Potential minimal decrease in late fee revenue.
SB 71	**Alcohol and Drug Administration - Certification and Licensure Requirements - Alcohol and Drug Counseling (Ch. 355)**						
	SF	$35,000	$700	$36,400	$2,100	$37,800	
SB 79	**Telephone Solicitation - Caller Identification Blocking (Ch. 576)**						
	GF	increase	increase	increase	increase	increase	Potential minimal increase in fine revenue.
SB 100/HB 190	**Health Insurance - Colorectal Cancer Screening - Coverage (Ch. 127 \ Ch. 128)**						
	GF	increase	increase	increase	increase	increase	Minimal increase in insurance premium tax revenue.
	SF	increase	$0	$0	$0	$0	Minimal increase in rate and form filing fee revenue.
SB 108/HB 3	**Alcohol Concentration – "0.08" (Ch. 4 \ Ch. 5)**						
	GF	increase	increase	increase	increase	increase	Minimal increase in fine revenue.
	SF	increase	increase	increase	increase	increase	Minimal increase in revenue from license reinstatement fees.
	FF	$1,800,000	$1,800,000	increase	increase	increase	
SB 146	**Nurses - Certified Nursing Assistants (Ch. 360)**						
	SF	$350,000	($355,600)	$349,800	($370,000)	$349,400	
SB 166	**Income Tax - Earned Income Credit (Ch. 581)**						
	GF	($4,300,000)	($7,500,000)	($17,100,000)	($27,700,000)	($28,600,000)	

Legislation Affecting State Revenues

	Fund	FY 2002	FY 2003	FY 2004	FY 2005	FY 2006	Comments
SB 173	**Estates and Trusts - Intestate Succession - Abandonment or Failure to Support Minor Child (Ch. 582)**						
	GF	increase	increase	increase	increase	increase	Potential minimal increase in inheritance tax collections.
SB 191/HB 106	**Motor Homes and Travel Trailers - Vehicle Excise Tax - Definitions (Ch. 361 \ Ch. 362)**						
	SF	decrease	decrease	decrease	$0	$0	Potential significant decrease in motor vehicle excise tax revenue.
SB 194	**Massage Therapists - Exemption (Ch. 131)**						
	SF	($46,600)	$0	($46,600)	$0	($46,600)	
SB 224	**Public Safety Officer Survivor Benefits - Income Tax Subtraction Modification (Ch. 584)**						
	GF	decrease	decrease	decrease	decrease	decrease	Potential minimal decrease in income tax revenue.
SB 232	**Maryland Research and Development Tax Credit - Addition Modification for Corporations (Ch. 364)**						
	GF	$315,000	$315,000	$315,000	$315,000	$315,000	
	SF	$105,000	$105,000	$105,000	$105,000	$105,000	
SB 236/HB 6	**Senior Prescription Drug Relief Act (Ch. 134 \ Ch. 135)**						
	SF	$12,200,000	$13,908,000	$0	$0	$0	MEDBANK and Short-Term Prescription Drug Subsidy programs sunset June 30, 2003.
SB 238	**Elevator Safety - Registration and Inspection Fees (Ch. 365)**						
	GF	increase	increase	increase	increase	increase	Significant increase in revenue from reinspection fee.

Legislation Affecting State Revenues

	Fund	FY 2002	FY 2003	FY 2004	FY 2005	FY 2006	Comments
SB 252	**Sales and Use Tax - Supplies Supporting Breast-Feeding (Ch. 137)**						
	GF	($353,300)	($369,600)	($387,465)	($407,100)	($428,700)	
SB 292	**Motor Vehicle Registration - Surcharge - Maryland Emergency Medical System Operations Fund (Ch. 33)**						
	SF	$13,089,400	$13,246,500	$13,286,300	$13,445,600	$13,486,100	
SB 352	**Vehicle Laws - Titling and Registration - Time Period Extensions (Ch. 376)**						
	SF	($254,800)	($254,800)	($254,800)	($254,800)	($254,800)	
SB 367	**Skills-Based Training for Employment Promotion (STEP) Pilot Program (Ch. 595)**						
	SF	increase	increase	increase	increase	$0	Potential minimal increase in private donations. Legislation sunsets June 30, 2005.
	FF	increase	increase	increase	increase	$0	Potential minimal increase in federal matching funds. Legislation sunsets June 30, 2005.
SB 377/HB 399	**Financial Institutions - Credit Union Law Modernization and Other Credit Union Law Reforms (Ch. 147 \ Ch. 148)**						
	GF	$64,500	$65,700	$69,100	$72,700	$76,500	
SB 379	**Fraud - Telecommunication Service Providers (Ch. 596)**						
	GF	increase	increase	increase	increase	increase	Minimal increase in fine revenue.
SB 453	**Governor's Office of Crime Control and Prevention - Law Enforcement Equipment Fund (Ch. 603)**						
	SF	increase	increase	increase	increase	increase	Estimated annual GF contribution of $500,000 to $2 million.

Legislation Affecting State Revenues

	Fund	FY 2002	FY 2003	FY 2004	FY 2005	FY 2006	Comments
SB 457	**Health Insurance - Study of Maryland's Small Group Market (Ch. 388)**						
	SF	$75,000	$0	$0	$0	$0	
SB 522/HB 675	**Health Insurance - Treatment of Morbid Obesity (Ch. 736 \ Ch. 493)**						
	GF	increase	increase	increase	increase	increase	Minimal increase in insurance premium tax revenue.
	SF	increase	$0	$0	$0	$0	Minimal increase in rate and form filing fee revenue.
SB 523/HB 1109	**Heritage Structure Rehabilitation Tax Credit (Ch. 160 \ Ch. 161)**						
	GF	decrease	decrease	decrease	decrease	decrease	Decrease in income tax revenue.
	SF	decrease	decrease	decrease	decrease	decrease	Decrease in income tax revenue.
SB 524	**Electric Cooperatives - Services and Governance (Ch. 604)**						
	GF	increase	increase	increase	increase	increase	Minimal increase in form filing fee revenue.
SB 552	**Eastern Shore Code Home Rule Counties - Juvenile Curfew Ordinance (Ch. 398)**						
	GF	increase	increase	increase	increase	increase	Minimal increase in fine revenue.
SB 576	**Insurance Producer Licensing Act (Ch. 731)**						
	SF	$0	$51,600	$51,600	$51,600	$51,600	
SB 586	**Smart Growth - Arts and Entertainment Districts (Ch. 608)**						
	GF	indet.	indet.	indet.	indet.	indet.	Potential decrease in income tax revenue and increase in income and sales tax revenue from economic development.

Legislation Affecting State Revenues

	Fund	FY 2002	FY 2003	FY 2004	FY 2005	FY 2006	Comments
SB 592	**Workers' Compensation Insurers and Self-Insurers - Office and Personnel Requirements (Ch. 609)**						
	GF	decrease	decrease	decrease	decrease	decrease	Potential decrease in fine revenue.
SB 613	**Tax Credit for Employer-Established Paid Work-Based Learning Programs (Ch. 611)**						
	GF	decrease	decrease	decrease	$0	$0	Minimal decrease in income tax revenue. Tax credit terminates June 30, 2004.
	SF	decrease	decrease	decrease	$0	$0	Minimal decrease in income tax revenue. Tax credit terminates June 30, 2004.
SB 640	**Certified Public Accountants - Waiver of Examination Requirements (Ch. 168)**						
	GF	increase	increase	increase	increase	increase	Potential minimal increase in revenue from licensing fees.
SB 652	**Controlled Dangerous Substance Testing for Job Applicants - Preliminary Screenings (Ch. 615)**						
	GF	$5,000	$100	$5,100	$200	$5,200	
SB 686	**Health Insurance Benefit Cards, Prescription Benefit Cards, or Other Technology (Ch. 416)**						
	GF	increase	increase	increase	increase	increase	Potential minimal increase in insurance premium tax revenue.
	SF	increase	$0	$0	$0	$0	Minimal increase in rate and form filing fee revenue.
SB 691	**Family Law - Unregistered Family Day Care Provider - Civil Penalties (Ch. 169)**						
	GF	increase	increase	increase	increase	increase	Minimal increase in fine revenue.
SB 733	**Baltimore City Charter Amendment - General Powers - Tax Increment Financing (Ch. 170)**						
	GF	increase	increase	increase	increase	increase	Potential increase in revenue from economic development.

Legislation Affecting State Revenues

	Fund	FY 2002	FY 2003	FY 2004	FY 2005	FY 2006	Comments
SB 745/HB 8	**Income Tax Credit for Green Buildings (Ch. 620 \ Ch. 621)**						
	GF	$0	$0	($875,000)	($1,750,000)	($2,625,000)	
	SF	$0	$0	($125,000)	($250,000)	($375,000)	
SB 769/HB 626	**Nursing Staff Agencies - Quality Oversight and Improvement (Ch. 427 \ Ch. 428)**						
	GF	$6,600	$13,100	$13,100	$13,100	$13,100	
	SF	($6,600)	($13,100)	($13,100)	($13,100)	($13,100)	
SB 779	**Fireworks - Sparklers and Sparkling Devices (Ch. 171)**						
	GF	increase	increase	increase	increase	increase	Minimal increase in fine revenue.
	GF	$37,500	$37,500	$37,500	$37,500	$37,500	Minimal increase in fine revenue.
SB 786	**Department of Health and Mental Hygiene - Maryland Health Care Commission - Modifications and Clarifications (Ch. 565)**						
	SF	$350,000	$700,000	$1,050,000	$1,400,000	$1,750,000	
SB 805	**Baltimore City - Special Tax Districts (Ch. 626)**						
	GF	increase	increase	increase	increase	increase	Potential increase in revenue from economic development.
SB 830	**Environment - Dredged Material Management (Ch. 627)**						
	FF	$0	$0	$0	$0	$0	Potential decrease in funds related to dredge material management beginning in FY 2007.
SB 850/HB 1095	**Income Tax - Subtraction Modification for Volunteer Fire, Rescue, and Emergency Medical Services Personnel – Ladies' Auxiliary (Ch. 436 \Ch. 437)**						
	GF	($111,200)	($134,200)	($175,400)	($171,900)	($168,400)	

Legislation Affecting State Revenues

	Fund	FY 2002	FY 2003	FY 2004	FY 2005	FY 2006	Comments
SB 856	**Health Insurance - Appeals and Grievances Procedures - Modifications (Ch. 173)**						
	SF	increase	$0	$0	$0	$0	Minimal increase in rate and form filing fee revenue.
HB 2	**Ethics Law - Lobbyist Ethics Reform (Ch. 631)**						
	SF	$8,000	$9,600	$11,200	$12,800	$14,400	
HB 3/SB 108	**See entry for SB 108**						
HB 6/SB 236	**See entry for SB 236**						
HB 8/SB 745	**See entry for SB 745**						
HB 11	**Income Tax - Single Sales Factor Apportionment for Manufacturing Corporations (Ch. 633)**						
	GF	indet.	indet.	indet.	indet.	indet.	Corporate income taxes could increase or decrease.
	SF	indet.	indet.	indet.	indet.	indet.	Corporate income taxes could increase or decrease.
HB 15	**Nonprofit Health Entity Accountability (Ch. 178)**						
	GF	$0	$0	increase	increase	increase	Potential significant increase in insurance premium tax revenue.
HB 19	**Income Tax - Subtraction Modification - Police Auxiliary or Reserve Volunteer (Ch. 634)**						
	GF	($20,160)	($20,350)	($20,750)	($21,200)	($21,600)	
HB 88	**Department of Labor, Licensing, and Regulation - Occupational and Professional Licensing Boards and Commissions - Penalties and Disciplinary Grounds (Ch. 187)**						
	GF	increase	increase	increase	increase	increase	Minimal increase in fine revenue.

Legislation Affecting State Revenues

	Fund	FY 2002	FY 2003	FY 2004	FY 2005	FY 2006	Comments
HB 106/SB 191	**See entry for SB 191**						
HB 148	**Boiler and Pressure Vessel Safety - Regulation of Inspectors, Owners, Repair Companies, and Insurance Companies (Ch. 443)**						
	GF	$54,000	$30,500	$15,000	$7,500	$15,000	
HB 160	**Health Insurance - Hearing Aids - Coverage for Children (Ch. 445)**						
	GF	increase	increase	increase	increase	increase	Minimal increase in insurance premium tax revenue.
	SF	increase	$0	$0	$0	$0	Minimal increase in rate and form filing fee revenue.
HB 190/SB 100	**See entry for SB 100**						
HB 213	**Harford County - Alcoholic Beverages - Powers of Inspectors (Ch. 648)**						
	GF	increase	increase	increase	increase	increase	Potential minimal increase in fine revenue.
HB 232	**Drivers' Licenses - Graduated Licensing System - Provisional Licenses - Restrictions (Ch. 456)**						
	GF	increase	increase	increase	increase	increase	Minimal increase in fine revenue.
HB 233	**Public Service Commission - Civil Penalties (Ch. 205)**						
	GF	increase	increase	increase	increase	increase	Potential minimal increase in fine revenue.
HB 283	**Insurance - Late Fees and Installment Fees (Ch. 652)**						
	SF	increase	$0	$0	$0	$0	Minimal increase in form filing fee revenue.
HB 284	**Sales and Use Tax - Resale Certificates - Out-of-State Vendors (Ch. 461)**						
	GF	($229,000)	($241,000)	($253,000)	($265,000)	($278,000)	

Legislation Affecting State Revenues

	Fund	FY 2002	FY 2003	FY 2004	FY 2005	FY 2006	Comments
HB 289	**Health Occupations - Massage Therapists and Non-Therapeutic Massage Practitioners (Ch. 653)**						
	SF	increase	increase	increase	increase	increase	Minimal increase in certification and registration fee revenue.
HB 305	**Bulletproof Body Armor - Prohibitions (Ch. 108)**						
	GF	increase	increase	increase	increase	increase	Minimal increase in fine and fee revenue.
HB 309	**Transportation - Distribution and Use of Revenues (Ch. 568)**						
	GF	($17,900,000)	($41,300,000)	($43,700,000)	($44,000,000)	($45,000,000)	
	SF	$43,600,000	$88,000,000	$90,600,000	$91,000,000	$92,100,000	
	NB	($3,600,000)	($3,700,000)	($3,900,000)	($4,000,000)	($4,100,000)	MAIF revenue.
	NB	($22,100,000)	($43,000,000)	($43,000,000)	($43,000,000)	($43,000,000)	MdTA toll revenue.
HB 334	**Maryland Transportation Authority - Vehicle Parking Facilities (Ch. 569)**						
	NB	increase	increase	increase	increase	increase	Potential significant increase in MdTA revenue from parking facilities.
HB 336	**Higher Education - Tuition Waiver - Faculty and Employees (Ch. 654)**						
	HE	decrease	decrease	decrease	decrease	decrease	Potential significant decrease in tuition revenue.
HB 338/SB 4	**See entry for SB 4**						
HB 379	**State Commission of Real Estate Appraisers and Home Inspectors (Ch. 470)**						
	GF	$182,500	$3,600	$163,600	$3,600	$167,200	
HB 399/SB 377	**See entry for SB 377**						

Legislation Affecting State Revenues

	Fund	FY 2002	FY 2003	FY 2004	FY 2005	FY 2006	Comments
HB 401	**Education - In-State Residency Requirement - Waiver (Ch. 472)**						
	HE	decrease	decrease	decrease	decrease	decrease	Minimal decrease in tuition revenue.
HB 419	**Milk and Milk Products - Regulation (Ch. 477)**						
	GF	$14,200	$14,200	$14,200	$14,200	$14,200	
HB 422	**Hospitals and Residential Treatment Centers - Inspections and Oversight (Ch. 76)**						
	GF	increase	increase	increase	increase	increase	Minimal increase in fine revenue.
HB 423	**Medical Radiation Technologists and Nuclear Medical Technologists - Reporting Requirements, Practicing Without a Certificate, and Disciplinary Grounds (Ch. 478)**						
	SF	increase	increase	increase	increase	increase	Minimal increase in fine revenue.
HB 424	**Respiratory Care Practitioners - Reporting Requirements, Practicing Without a License, and Disciplinary Grounds (Ch. 479)**						
	SF	increase	increase	increase	increase	increase	Minimal increase in fine revenue.
HB 429	**Maryland Medical Assistance Program - HealthChoice Performance Incentive Fund (Ch. 77)**						
	GF	decrease	indet.	indet.	indet.	indet.	Minimal decrease in fine revenue.
	SF	increase	indet.	indet.	indet.	indet.	Minimal increase in fine revenue.
	FF	decrease	indet.	indet.	indet.	indet.	Minimal decrease in fine revenue.
HB 461	**Crimes - Electronic Security Systems - Retail Establishments (Ch. 480)**						
	GF	increase	increase	increase	increase	increase	Minimal increase in fine revenue.
HB 481	**Scrap Tires - Disposal - Penalties (Ch. 82)**						
	GF	increase	increase	increase	increase	increase	Potential increase in penalty revenue.

Legislation Affecting State Revenues

	Fund	FY 2002	FY 2003	FY 2004	FY 2005	FY 2006	Comments
HB 572	**Port of Cambridge - Operation and Maintenance by Maryland Port Administration - Jurisdiction (Ch. 668)**						
	SF	increase	increase	increase	increase	increase	Potential significant increase in revenue from sale of port.
HB 595	**Frederick County - Alcoholic Beverages - Powers of Inspectors (Ch. 671)**						
	GF	increase	increase	increase	increase	increase	Potential minimal increase in fine revenue.
HB 626/SB 769	**See entry for SB 769**						
HB 675/SB 522	**See entry for SB 522**						
HB 681	**Income Tax - Credit for Preservation and Conservation Easements (Ch. 676)**						
	GF	($171,400)	($342,700)	($514,000)	($685,400)	($856,800)	
HB 701	**Property Bondsmen - Requirements (Ch. 259)**						
	GF	increase	increase	increase	increase	increase	Minimal increase in fine revenue.
HB 733	**Health Services Cost Review Commission - User Fees (Ch. 498)**						
	SF	$82,300	$84,300	$86,400	$88,600	$90,800	
HB 772	**Natural Resources - Recreational and Commercial Crabbing (Ch. 272)**						
	SF	$81,100	$81,100	$24,300	$0	$0	Increase of $56,800 in FY 2001.
HB 773	**Vehicle Laws - Registration Plate Covers - Distorting Characters of Vehicle Registration Plate (Ch. 501)**						
	GF	increase	increase	increase	increase	increase	Potential minimal increase in fine revenue.

Legislation Affecting State Revenues

	Fund	FY 2002	FY 2003	FY 2004	FY 2005	FY 2006	Comments
HB 828	**Tax Amnesty Program (Ch. 275)**						
	GF	$30,000,000	$0	$0	$0	$0	
	SF	$25,000,000	$0	$0	$0	$0	
HB 908	**Horse Racing - Special Fund - Use of Lottery Funds (Ch. 512)**						
	GF	($1,700,000)	$0	$0	$0	$0	
	SF	$1,700,000	$0	$0	$0	$0	
HB 952	**Recordation Tax and State and Local Transfer Taxes - First-Time Maryland Home Buyers (Ch. 287)**						
	SF	decrease	decrease	decrease	decrease	decrease	Potential minimal decrease in transfer tax revenue.
HB 968	**Natural Resources – Angler's License Requirements - Exemptions (Ch. 514)**						
	SF	($500)	($500)	($500)	($500)	($500)	
HB 979	**Income Tax Credit for Child and Dependent Care Expenses - Phase-Out Correction (Ch. 515)**						
	GF	decrease	decrease	decrease	decrease	decrease	Minimal decrease in income tax revenue.
HB 1000	**Deer - Hunting Seasons - Federal Facility (Ch. 516)**						
	SF	decrease	decrease	decrease	decrease	decrease	Minimal decrease in fee revenue.
HB 1004	**Higher Education - Student Financial Assistance - Retention of Unused Funds (Ch. 291)**						
	GF	decrease	decrease	decrease	decrease	decrease	Decrease in scholarship reversion revenue.
HB 1042	**Health Insurance - Acquisition of Nonprofit Health Entity (Ch. 701)**						
	SF	increase	$0	$0	$0	$0	Potential significant revenue increase from nonprofit conversion.

Legislation Affecting State Revenues

	Fund	FY 2002	FY 2003	FY 2004	FY 2005	FY 2006	Comments
HB 1070	**Family Law - Child and Spousal Support - Earnings Withholding (Ch. 299)**						
	SF	increase	increase	increase	increase	increase	Increase in Temporary Cash Assistance child support collections.
HB 1074	**Vehicle Laws - Aggressive Driving - Penalties (Ch. 520)**						
	GF	increase	increase	increase	increase	increase	Potential minimal increase in fine revenue.
HB 1080	**Vehicle Laws - Registration Plates - Display of Owner's County of Residence (Ch. 522)**						
	SF	increase	increase	increase	increase	increase	Potential increase in fee revenue.
HB 1094	**Elevator Safety - Licensing of Elevator Contractors and Mechanics (Ch. 703)**						
	GF	$295,000	$5,900	$300,900	$6,050	$307,000	
HB 1095/SB 850	**See entry for SB 850**						
HB 1109/SB 523	**See entry for SB 523**						
HB 1122	**Property Tax - Surviving Spouse of Active Military Who Died in Line of Duty (Ch. 531)**						
	SF	($12,000)	($12,000)	($12,000)	($12,000)	($12,000)	
HB 1155	**Enterprise Zones - Tax Credits (Ch. 305)**						
	GF	($183,500)	($183,500)	($183,500)	($183,500)	($183,500)	
	SF	($16,500)	($16,500)	($16,500)	($16,500)	($16,500)	
HB 1163	**Environment - Lead Poisoning Prevention (Ch. 707)**						
	SF	increase	increase	increase	increase	increase	Potential increase in fine revenue.

Legislation Affecting State Revenues

	Fund	FY 2002	FY 2003	FY 2004	FY 2005	FY 2006	Comments
HB 1263	**Academic Facilities Bonding Authority (Ch. 316)**						
	BOND	$25,000,000	$0	$0	$0	$0	
HB 1274	**Patients' Safety Act of 2001 (Ch. 318)**						
	SF	$150,000	$0	$0	$0	$0	
HB 1331	**Individuals with Disabilities - Medicaid Waiver and Waiting List Initiative - Funding (Ch. 722)**						
	GF	($540,700)	$0	$0	$0	$0	
HB 1379	**Department of Natural Resources - Maryland GreenPrint Program (Ch. 570)**						
	BOND	$30,000,000	$25,000,000	$0	$0	$0	
HB 1388	**Vehicle Laws - Insurance Claim Settlements - Salvage (Ch. 327)**						
	SF	increase	increase	increase	increase	increase	Minimal increase in fee revenue.
HB 1422	**Public Service Commission - Hazardous Liquid Pipelines (Ch. 559)**						
	GF	$20,200	$24,800	$25,100	$26,400	$27,800	
HB 1424	**One Maryland Economic Development Tax Credits - Insurers and Tax-Exempt Organizations (Ch. 729)**						
	GF	$0	$0	$0	$0	$0	Corporate income tax revenue decrease beginning in FY 2007.
HB 1448	**Medicare Supplement Policies - Medicare Select Program (Ch. 563)**						
	SF	increase	$0	$0	$0	$0	Minimal increase in rate and form filing fee revenue.

Summary of Quantifiable Revenue Effects
Revenues Not Assumed in 2002 Budget

Fund Type	FY 2002	FY 2003	FY 2004	FY 2005	FY 2006
GF	$5,091,940	($49,993,950)	($62,684,115)	($75,143,150)	($77,661,600)
SF	$96,485,265	$115,529,465	$105,127,665	$105,183,965	$107,261,765
FF	$1,800,000	$1,800,000	$0	$0	$0

In addition, a total of 41 bills have an unquantifiable GF revenue impact for FY 2002. Twenty-eight of these represent revenue increases (one of a significant magnitude), 11 represent revenue decreases (all of which are of a probably insignificant magnitude), and two have an indeterminate revenue impact.

Legislation Affecting State Expenditures

	Fund Type	Agency	FY 2002	FY 2003	FY 2004	FY 2005	FY 2006	Comments
SB 4/HB 338	**Drunk and Drugged Driving - Evidence - Refusal to Submit to Test for Alcohol, Drugs, or Controlled Dangerous Substances (Ch. 1 \ Ch. 2)**							
	GF	Public Sfty & Corr. Srvcs.	increase	increase	increase	increase	increase	Minimal increase in enforcement and incarceration costs.
SB 16	**Drinking Water - Administrative Penalty Authority (Ch. 572)**							
	SF	Environment	increase	increase	increase	increase	increase	Potential minimal increase in costs associated with administrative actions.
SB 27	**Vehicle Laws - Registration Plates - Transfer into an Inter Vivos Trust (Ch. 113)**							
	SF	Transportation	($3,600)	($3,700)	($3,700)	($3,700)	($3,700)	
SB 35	**Child Passenger Safety Technicians and Sponsoring Organizations - Qualified Immunity from Civil Liability (Ch. 574)**							
	GF/SF	All or Multiple Agencies	decrease	decrease	decrease	decrease	decrease	Liability limitation.
SB 44	**Family Law - Adoption Subsidies - Level of Payment (Ch. 346)**							
	GF	Human Resources	($732,400)	($976,600)	($976,600)	($976,600)	($976,600)	
	FF	Human Resources	($394,400)	($525,800)	($525,800)	($525,800)	($525,800)	
SB 51	**Vehicle Laws - Trucks, Truck Tractors, and Buses - Identification (Ch. 348)**							
	SF	Transportation	$60,000	$64,650	$68,470	$0	$0	
SB 57	**Vehicle Laws - Transfers - Continued Use of Registration Plates (Ch. 120)**							
	SF	Transportation	($2,700)	($3,600)	($3,700)	($3,700)	($3,700)	

Legislation Affecting State Expenditures

	Fund Type	Agency	FY 2002	FY 2003	FY 2004	FY 2005	FY 2006	Comments
SB 67	**Election Law - Campaign Accounts - Administrative Closure (Ch. 19)**							
	GF	Election Board, State	decrease	decrease	decrease	decrease	decrease	Potential minimal decrease in administrative expenditures.
SB 69	**State Procurement - State Leasing of Real Property - Notice of Proposed Leases (Ch. 353)**							
	GF	All or Multiple Agencies	decrease	decrease	decrease	decrease	decrease	Minimal decrease in administrative costs.
SB 93	**Teachers' Pension System - Purchase of Service Credit (Ch. 577)**							
	GF	Education	$0	$1,894,000	$1,988,700	$2,088,200	$2,192,600	
SB 108/HB 3	**Alcohol Concentration – "0.08" (Ch. 4 \ Ch. 5)**							
	GF	Public Sfty & Corr. Srvcs.	increase	increase	increase	increase	increase	Minimal increase in enforcement and incarceration costs.
	SF	Transportation	$115,600	$207,400	$220,500	$232,100	$244,700	
SB 111	**Cecil County - County Treasurer - Salary (Ch. 23)**							
	GF	Budget & Mgt.	$0	$284	$568	$568	$568	
SB 129	**Education - Teachers - Aid for Certification Program (Ch. 578)**							
	GF	Education	$0	$38,400	$76,700	$115,100	$153,400	
SB 146	**Nurses - Certified Nursing Assistants (Ch. 360)**							
	SF	Hlth. & Mental Hyg.	$44,500	$54,900	$57,800	$60,900	$64,100	

Legislation Affecting State Expenditures

	Fund Type	Agency	FY 2002	FY 2003	FY 2004	FY 2005	FY 2006	Comments
SB 162	**Correctional Officers' Retirement System - Reemployment of Retirees (Ch. 580)**							
	GF	Public Sfty & Corr. Srvcs.	$0	increase	increase	increase	increase	Minimal increase in actuarial liabilities.
SB 203	**Higher Education - Private Donation Incentive Program - Bowie State University, Coppin State College, Morgan State University, and University of Maryland Eastern Shore (Ch. 104)**							
	GF	Morgan St. Univ.	$0	$73,800	$73,800	$73,800	$264,300	
	GF	Univ. Sys. of MD.	$0	$219,000	$219,000	$219,000	$796,400	
SB 204	**Office of Smart Growth (Ch. 566)**							
	GF	Executive Department	$405,100	$263,500	$274,700	$286,600	$299,200	Included in FY 2002 budget.
SB 206	**Higher Education - Student Financial Assistance - Maryland Teacher Scholarship (Ch. 105)**							
	GF	Higher Ed. Comm.	$432,500	$432,500	$432,500	$432,500	$432,500	
SB 207	**State Personnel - Higher Education - Collective Bargaining (Ch. 341)**							
	GF	Higher Ed. Comm.	$31,500	$42,000	$45,500	$49,000	$52,500	
	GF	High. Ed. Lbr. Rel. Bd.	$333,300	$285,600	$296,400	$307,900	$320,100	
	GF	Morgan St. Univ.	$31,500	$42,000	$45,500	$49,000	$52,500	
	GF	St. Mary's College	$31,500	$42,000	$45,500	$49,000	$52,500	
	GF	Univ. Sys. of MD.	$368,100	$511,400	$530,200	$550,700	$573,200	
	HE	Higher Ed. Comm.	$13,500	$18,000	$19,500	$21,000	$22,500	
	HE	Morgan St. Univ.	$13,500	$18,000	$19,500	$21,000	$22,500	
	HE	St. Mary's College	$13,500	$18,000	$19,500	$21,000	$22,500	
	HE	Univ. Sys. of MD.	$157,700	$219,200	$227,200	$236,000	$245,600	

Legislation Affecting State Expenditures

	Fund Type	Agency	FY 2002	FY 2003	FY 2004	FY 2005	FY 2006	Comments
SB 208/HB 303	**Law Enforcement Officers - Vehicle Laws - Race-Based Traffic Stops (Ch. 342 \ Ch. 343)**							
	GF	Public Sfty & Corr. Srvcs.	$80,000	$70,200	$71,700	$73,400	$74,850	Included in FY 2002 budget.
	GF	State Police	$598,200	$105,300	$110,800	$116,700	$123,100	Included in FY 2002 budget.
	SF	State Police	$87,700	$0	$0	$0	$0	Included in FY 2002 budget.
SB 221	**State Retirement and Pension System - Reemployment of Retirees (Ch. 733)**							
	GF/SF/FF	All or Multiple Agencies	$0	increase	increase	increase	increase	Potential significant increase in actuarial liabilities.
SB 222	**Retirement and Pensions - Funding - Accrued Liability (Ch. 583)**							
	GF/SF/FF	All or Multiple Agencies	$0	indet.	indet.	indet.	indet.	Reduced volatility of pension contribution rates.
SB 236/HB 6	**Senior Prescription Drug Relief Act (Ch. 134 \ Ch. 135)**							
	GF	Hlth. & Mental Hyg.	$5,360,000	$9,740,000	$7,960,000	$9,390,000	$11,080,000	$6.5 million included in FY 2002 budget.
	SF	Hlth. & Mental Hyg.	$11,200,000	$13,200,000	$0	$0	$0	MEDBANK and Short-Term Prescription Drug Subsidy programs sunset June 30, 2003.
	FF	Hlth. & Mental Hyg.	$2,860,000	$6,740,000	$7,960,000	$9,390,000	$11,080,000	
SB 238	**Elevator Safety - Registration and Inspection Fees (Ch. 365)**							
	GF	Labor Lic. & Reg.	$131,200	$63,200	$31,900	$33,300	$34,800	

Legislation Affecting State Expenditures

	Fund Type	Agency	FY 2002	FY 2003	FY 2004	FY 2005	FY 2006	Comments
SB 275	**State Police Retirement System - Special Death Benefits (Ch. 588)**							
	GF	State Police	$0	$96,100	$100,900	$106,000	$111,200	
SB 276	**Department of Transportation - Citizens Committee for the Enhancement of Communities Surrounding Baltimore-Washington International Airport (Ch. 589)**							
	SF	Transportation	$316,700	$332,500	$348,100	$360,300	$370,700	
SB 281/HB 282	**State Department of Education - Hearing Aid Loan Bank Program - Establishment and Operation (Ch. 368 \ Ch. 369)**							
	GF	Education	$250,000	$555,700	$332,000	$0	$0	Included in FY 2002 budget. Legislation sunsets June 30, 2004.
SB 292	**Motor Vehicle Registration - Surcharge - Maryland Emergency Medical System Operations Fund (Ch. 33)**							
	SF	Transportation	$33,000	$0	$0	$0	$0	Included in FY 2002 budget.
SB 311/HB 378	**Maryland Individual Development Account Act (Ch. 373 \ Ch. 372)**							
	GF	Human Resources	$824,600	$1,095,100	$1,098,000	$381,100	$144,400	$100,000 included in FY 2002 budget.
SB 350	**Department of Health and Mental Hygiene - Alcohol Abuse and Drug Treatment Programs (Ch. 375)**							
	GF	Hlth. & Mental Hyg.	$50,900	$63,900	$66,900	$70,200	$73,700	
SB 356/HB 649	**Crimes - Aggravated Cruelty to Animals (Ch. 592 \ Ch. 593)**							
	GF	Public Sfty & Corr. Srvcs.	increase	increase	increase	increase	increase	Minimal increase in incarceration costs.

Legislation Affecting State Expenditures

	Fund Type	Agency	FY 2002	FY 2003	FY 2004	FY 2005	FY 2006	Comments
SB 357	**Higher Education - Maryland Science and Technology Scholarships - Eligibility (Ch. 377)**							
	GF	Higher Ed. Comm.	$1,793,300	$1,793,300	$1,793,300	$1,793,300	$1,793,300	
SB 367	**Skills-Based Training for Employment Promotion (STEP) Pilot Program (Ch. 595)**							
	GF	Labor Lic. & Reg.	$1,000,000	$3,000,000	$3,000,000	$3,000,000	$0	Legislation sunsets June 30, 2005.
SB 368	**State Retirement and Pension System - Accidental Disability Applications (Ch. 34)**							
	GF	Education	$0	$11,800	$12,400	$13,000	$13,700	
SB 377/HB 399	**Financial Institutions - Credit Union Law Modernization and Other Credit Union Law Reforms (Ch. 147 \ Ch. 148)**							
	GF	Labor Lic. & Reg.	$129,200	$112,300	$118,000	$124,200	$130,700	
SB 379	**Fraud - Telecommunication Service Providers (Ch. 596)**							
	GF	Public Sfty & Corr. Srvcs.	increase	increase	increase	increase	increase	Minimal increase in incarceration costs.
SB 432/HB 922	**Community Providers - Developmentally Disabled Individuals - Rate Increase (Ch. 109 \ Ch. 110)**							
	GF	Hlth. & Mental Hyg.	$0	$16,198,800	$32,397,500	$48,596,300	$64,795,000	
	FF	Hlth. & Mental Hyg.	$0	$7,277,700	$14,555,400	$21,833,100	$29,110,800	
SB 453	**Governor's Office of Crime Control and Prevention - Law Enforcement Equipment Fund (Ch. 603)**							
	GF	Executive Department	$39,300	$48,100	$50,700	$53,500	$56,600	
	SF	Executive Department	increase	increase	increase	increase	increase	Fund expenditures are assumed to be significant.
SB 457	**Health Insurance - Study of Maryland's Small Group Market (Ch. 388)**							
	SF	Hlth. & Mental Hyg.	$75,000	$0	$0	$0	$0	

Legislation Affecting State Expenditures

	Fund Type	Agency	FY 2002	FY 2003	FY 2004	FY 2005	FY 2006	Comments
SB 489	**Sheriffs' Office Liability - Apportionment of State and County Responsibility (Ch. 735)**							
	GF/SF/FF	All or Multiple Agencies	increase	increase	increase	increase	increase	Potential increase in litigation-related costs.
SB 522/HB 675	**Health Insurance - Treatment of Morbid Obesity (Ch. 736 \ Ch. 493)**							
	GF	Hlth. & Mental Hyg.	increase	increase	increase	increase	increase	Minimal increase in Medicaid expenditures.
	FF	Hlth. & Mental Hyg.	increase	increase	increase	increase	increase	Minimal increase in Medicaid expenditures.
	GF/SF/FF	All or Multiple Agencies	increase	increase	increase	increase	increase	Minimal increase in health insurance costs.
SB 533	**Law Enforcement Officers' Pension System - Membership - Martin State Airport Firefighters (Ch. 393)**							
	FF	Military Dept.	$276,800	$274,100	$287,800	$302,200	$317,300	
SB 535	**Department of Aging - Innovations in Aging Services Program (Ch. 394)**							
	GF	Aging	$0	$198,300	$195,300	$197,100	$199,100	
SB 541	**Welfare Innovation Act of 2001 (Ch. 395)**							
	GF	Human Resources	$218,900	$244,900	$252,700	$261,600	$269,900	
SB 542	**State Government - Survey of State Departments, Agencies, and Programs - Persons with Limited English Proficiency (Ch. 396)**							
	GF	Human Resources	$33,000	$0	$0	$0	$0	
SB 567/HB 513	**Maryland Caregivers Support Coordinating Council (Ch. 400 \ Ch. 401)**							
	GF	Human Resources	$80,600	$98,800	$103,800	$109,000	$114,700	

Legislation Affecting State Expenditures

	Fund Type	Agency	FY 2002	FY 2003	FY 2004	FY 2005	FY 2006	Comments
SB 617/HB 9	**Maryland Tourism Development Board and Fund (Ch. 612/613)**							
	GF	Bus. & Econ. Dvlpmt.	$0	$2,500,000	$2,500,000	$2,500,000	$2,500,000	
SB 618/HB 547	**Higher Education - Nursing Scholarships - Awards (Ch. 409 \ Ch. 410)**							
	GF	Higher Ed. Comm.	$114,000	$122,400	$130,200	$136,200	$139,200	
SB 652	**Controlled Dangerous Substance Testing for Job Applicants - Preliminary Screenings (Ch. 615)**							
	GF	Human Resources	$3,900	$1,900	$1,900	$2,000	$2,000	
SB 659	**Juvenile Court - Montgomery County (Ch. 414)**							
	GF	Judiciary	$496,800	$671,100	$688,500	$706,700	$725,900	Included in FY 2002 budget.
SB 660	**Juvenile Causes (Ch. 415)**							
	GF	Public Defender	$431,200	$588,800	$615,900	$644,800	$675,500	
SB 694	**Criminal Procedure - DNA Evidence - Postconviction Review (Ch. 418)**							
	GF	Public Defender	$31,500	$31,500	$31,500	$31,500	$31,500	
	GF	State Police	increase	increase	increase	increase	increase	Potential significant costs to store evidence.
SB 719	**Education Finance, Equity, and Excellence Act of 2001 (Ch. 420)**							
	GF	Education	$0	$208,000,000	$0	$0	$0	Sunset extension.
	SF	Education	$0	$44,600,000	$0	$0	$0	Sunset extension.

Legislation Affecting State Expenditures

	Fund Type	Agency	FY 2002	FY 2003	FY 2004	FY 2005	FY 2006	Comments
SB 728	**Health Maintenance Organizations - Reimbursement of Noncontracting Providers for Services Rendered to Trauma Patients at Designated Trauma Centers (Ch. 423)**							
	GF/SF/FF	All or Multiple Agencies	increase	$0	$0	$0	$0	Minimal increase in health insurance costs.
SB 740	**Election Law - Statewide Voter Registration - Provisional Ballots (Ch. 424)**							
	GF	Election Board, State	$0	increase	increase	increase	increase	Potential significant personnel costs.
	SF	Transportation	increase	increase	increase	increase	increase	Potential significant printing, software, and personnel costs.
SB 745/HB 8	**Income Tax Credit for Green Buildings (Ch. 620 \ Ch. 621)**							
	GF	Energy Administration	$158,200	$152,500	$160,000	$168,000	$176,400	
SB 747	**Carroll County – State's Attorney - Salary Increase (Ch. 622)**							
	GF	Budget & Mgt.	$0	$528	$905	$905	$905	
SB 769/HB 626	**Nursing Staff Agencies - Quality Oversight and Improvement (Ch. 427 \ Ch. 428)**							
	GF	Hlth. & Mental Hyg.	$71,300	$132,500	$138,900	$145,800	$153,200	
SB 775/HB 586	**Chesapeake Regional Olympic Games Authority Act (Ch. 8 \ Ch. 9)**							
	GF/SF	All or Multiple Agencies	$0	$0	$0	increase	increase	Potential significant expenditure increase for infrastructure.

Legislation Affecting State Expenditures

	Fund Type	Agency	FY 2002	FY 2003	FY 2004	FY 2005	FY 2006	Comments
SB 779	**Fireworks - Sparklers and Sparkling Devices (Ch. 171)**							
	GF	Public Sfty & Corr. Srvcs.	increase	increase	increase	increase	increase	Minimal increase in incarceration costs.
SB 786	**Department of Health and Mental Hygiene - Maryland Health Care Commission - Modifications and Clarifications (Ch. 565)**							
	SF	Hlth. & Mental Hyg.	$350,000	$700,000	$1,050,000	$1,400,000	$1,750,000	
SB 789	**Business and Economic Development - Maryland Small Business Development Financing Authority (Ch. 172)**							
	SF	Bus. & Econ. Dvlpmt.	$0	$0	$0	$0	increase	Potential expenditure increase in future years if program volume increases.
SB 830	**Environment - Dredged Material Management (Ch. 627)**							
	SF	Transportation	$0	$0	$0	$0	$0	Potential significant increase in dredged material placement costs beginning in FY 2007.
SB 878	**State Department of Education - Professional Assistants (Ch. 177)**							
	GF	Education	$13,600	$14,500	$15,100	$15,800	$16,500	Included in FY 2002 budget.
SJ 12/HJ 7	**Cover Crop Cost Share Program - Expanded Area and Increased Appropriation (Ch. 4 \ Ch. 9)**							
	GF	Agriculture	$3,000,000	$3,000,000	$3,000,000	$3,000,000	$3,000,000	
HB 2	**Ethics Law - Lobbyist Ethics Reform (Ch. 631)**							
	GF	Ethics Commission	$182,000	$149,700	$156,000	$163,400	$170,500	

Legislation Affecting State Expenditures

	Fund Type	Agency	FY 2002	FY 2003	FY 2004	FY 2005	FY 2006	Comments
HB 3/SB 108	**See entry for SB 108**							
HB 6/SB 236	**See entry for SB 236**							
HB 8/SB 745	**See entry for SB 745**							
HB 9/SB 617	**See entry for SB 617**							
HB 14	**Electronic Transactions Protection Act (Ch. 440)**							
	GF	Attorney General's Office	$455,300	$490,800	$511,900	$534,300	$588,000	
HB 15	**Nonprofit Health Entity Accountability (Ch. 178)**							
	SF	Insur. Admin.	$39,500	$50,600	$53,400	$56,300	$59,400	
HB 37	**Crimes - Controlled Dangerous Substance Analogues (Ch. 441)**							
	GF	Public Sfty & Corr. Srvcs.	increase	increase	increase	increase	increase	Minimal increase in incarceration costs.
HB 53	**Education - Maryland Educational Opportunity Summer Pilot Program - Establishment (Ch. 183)**							
	GF	Education	increase	$0	$0	$0	$0	Expenditures could increase by $380 per student. Legislation sunsets June 30, 2002.
HB 73	**Department of Natural Resources - Vessel Operation - Regulations (Ch. 638)**							
	GF	Natural Resources	$95,600	$44,200	$44,600	$45,000	$45,500	
HB 75	**Environment - Mercury and Products that Contain Mercury (Ch. 639)**							
	GF	Environment	$77,000	$93,200	$98,100	$103,300	$108,900	

Legislation Affecting State Expenditures

	Fund Type	Agency	FY 2002	FY 2003	FY 2004	FY 2005	FY 2006	Comments
HB 78	**Mortality Review Committee - Deaths of Individuals in State Facilities and Programs (Ch. 640)**							
	GF	Hlth. & Mental Hyg.	$216,600	$267,900	$282,000	$297,000	$313,100	
HB 88	**Department of Labor, Licensing, and Regulation - Occupational and Professional Licensing Boards and Commissions - Penalties and Disciplinary Grounds (Ch. 187)**							
	GF	All or Multiple Agencies	increase	increase	increase	increase	increase	Minimal increase in administrative hearings.
HB 123	**Election Law - Referendum Petitions and Ballot Questions (Ch. 49)**							
	GF	Election Board, State	$0	($133,000)	$0	($133,000)	$0	
HB 129	**Howard County - Sheriff - Salary Ho. Co. 5-01 (Ch. 190)**							
	GF	Budget & Mgt.	$0	$200	$350	$400	$500	
HB 132	**Judges' Retirement System - Reemployment of Retirees - Community Colleges (Ch. 643)**							
	GF	Judiciary	increase	increase	increase	increase	increase	Minimal increase in actuarial liabilities.
HB 148	**Boiler and Pressure Vessel Safety - Regulation of Inspectors, Owners, Repair Companies, and Insurance Companies (Ch. 443)**							
	GF	Labor Lic. & Reg.	$120,300	$122,200	$128,600	$134,600	$141,400	
HB 160	**Health Insurance - Hearing Aids - Coverage for Children (Ch. 445)**							
	GF/SF/FF	All or Multiple Agencies	increase	increase	increase	increase	increase	Minimal increase in health insurance costs.

Legislation Affecting State Expenditures

	Fund Type	Agency	FY 2002	FY 2003	FY 2004	FY 2005	FY 2006	Comments
HB 183	**Courts - Parent-Child Immunity - Motor Vehicle Torts - Abrogation (Ch. 199)**							
	NB	MAIF	$120,000	$120,000	$120,000	$120,000	$120,000	Maximum potential increase.
HB 192	**Crimes - Drugs - 3, 4-Methylenedioxymethamphetamine (MDMA) - Penalties (Ch. 449)**							
	GF	Public Sfty & Corr. Srvcs.	increase	increase	increase	increase	increase	Minimal increase in incarceration costs.
HB 231	**Department of Juvenile Justice - Appointment of Deputy Secretary (Ch. 60)**							
	GF	Juvenile Justice	$104,100	$108,000	$113,300	$119,000	$124,900	Included in FY 2002 budget.
HB 232	**Drivers' Licenses - Graduated Licensing System - Provisional Licenses - Restrictions (Ch. 456)**							
	SF	Transportation	increase	increase	increase	increase	increase	Minimal increase in administrative costs.
HB 277	**Employees' Pension System - Purchase of Service Credit (Ch. 336)**							
	GF	All or Multiple Agencies	$0	$10,300	$10,800	$11,400	$11,900	
	SF	All or Multiple Agencies	$0	$1,300	$1,400	$1,400	$1,500	
	FF	All or Multiple Agencies	$0	$200	$200	$300	$300	
	HE	All or Multiple Agencies	$0	$1,700	$1,800	$1,800	$1,900	
HB 282/SB 281	**See entry for SB 281**							

Legislation Affecting State Expenditures

	Fund Type	Agency	FY 2002	FY 2003	FY 2004	FY 2005	FY 2006	Comments
HB 301	**"Smart Growth" and Neighborhood Conservation - Community Legacy Program (Ch. 567)**							
	GF	Housing & Commty Dvlpt.	$10,000,000	$10,000,000	$10,000,000	$10,000,000	$10,000,000	Included in FY 2002 budget.
HB 303/SB 208	**See entry for SB 208**							
HB 305	**Bulletproof Body Armor - Prohibitions (Ch. 108)**							
	GF	Public Sfty & Corr. Srvcs.	increase	increase	increase	increase	increase	Minimal increase in incarceration costs.
HB 306	**Procurement - Minority Business Participation (Ch. 339)**							
	GF	Transportation	increase	increase	increase	increase	increase	Minimal expenditure increase for required study.
	GF/SF/FF	All or Multiple Agencies	increase	increase	increase	increase	increase	Potential increase in contract costs.
HB 309	**Transportation - Distribution and Use of Revenues (Ch. 568)**							
	SF	Transportation	$46,600,000	$90,000,000	$90,600,000	$91,000,000	$92,100,000	Included in FY 2002 budget.
HB 315	**Law Enforcement Officers' Pension System - Benefits (Ch. 737)**							
	GF	All or Multiple Agencies	$0	$196,400	$206,300	$216,600	$227,400	
	SF	All or Multiple Agencies	$0	$65,500	$68,800	$72,200	$75,800	
	FF	All or Multiple Agencies	$0	$65,500	$68,800	$72,200	$75,800	

Legislation Affecting State Expenditures

	Fund Type	Agency	FY 2002	FY 2003	FY 2004	FY 2005	FY 2006	Comments
HB 329	**Higher Education - HOPE Scholarships - Eligibility (Ch. 107)**							
	GF	Higher Ed. Comm.	$499,700	$992,200	$1,191,500	$1,309,400	$1,405,200	
HB 334	**Maryland Transportation Authority - Vehicle Parking Facilities (Ch. 569)**							
	NB	Transportation	increase	increase	increase	increase	increase	Increase depends on number of facilities financed.
HB 338/SB 4	**See entry for SB 4**							
HB 357	**Natural Resources - Fishery Management Plans - Chesapeake Bay and Coastal Bays (Ch. 101)**							
	SF	Natural Resources	$57,000	$76,700	$150,000	$151,500	$153,000	
HB 369	**Retirement - Optional Retirement Program - Health Insurance Benefits for Retirees and Surviving Spouses and Children (Ch. 216)**							
	GF	Budget & Mgt.	increase	increase	increase	increase	increase	Minimal increase in administrative expenditures.
HB 378/SB 311	**See entry for SB 311**							
HB 379	**State Commission of Real Estate Appraisers and Home Inspectors (Ch. 470)**							
	GF	Labor Lic. & Reg.	$254,400	$91,243	$95,500	$100,000	$104,300	
HB 393	**Criminal Procedure - Sex Offender Registration - Retroactive Application (Ch. 221)**							
	GF	Public Sfty & Corr. Srvcs.	$5,100	$0	$0	$0	$0	

Legislation Affecting State Expenditures

	Fund Type	Agency	FY 2002	FY 2003	FY 2004	FY 2005	FY 2006	Comments
HB 397	**Higher Education - Lawyers - Student Financial Assistance (Ch. 471)**							
	GF	Higher Ed. Comm.	$77,800	$77,800	$77,800	$77,800	$77,800	
HB 399/SB 377	**See entry for SB 377**							
HB 419	**Milk and Milk Products - Regulation (Ch. 477)**							
	GF	Hlth. & Mental Hyg.	$53,600	$50,100	$52,700	$55,600	$58,600	
HB 422	**Hospitals and Residential Treatment Centers - Inspections and Oversight (Ch. 76)**							
	GF	Hlth. & Mental Hyg.	$53,400	$60,400	$63,600	$67,000	$70,600	
HB 426	**Allegany County - State Personnel - Child Support Enforcement Administration - Transfer of Personnel (Ch. 660)**							
	GF	Human Resources	$0	$79,400	$75,100	$79,300	$83,700	
	FF	Human Resources	$0	$154,000	$145,800	$153,800	$162,400	
HB 429	**Maryland Medical Assistance Program - HealthChoice Performance Incentive Fund (Ch. 77)**							
	GF	Hlth. & Mental Hyg.	decrease	indet.	indet.	indet.	indet.	Minimal decrease in incentive bonuses paid to Medicaid MCOs.
	SF	Hlth. & Mental Hyg.	increase	indet.	indet.	indet.	indet.	Minimal increase in incentive bonuses paid to Medicaid MCOs.
	FF	Hlth. & Mental Hyg.	decrease	indet.	indet.	indet.	indet.	Minimal decrease in incentive bonuses paid to Medicaid MCOs.
HB 442	**Teachers' Retirement and Pension Systems - Reemployment of Retired Personnel (Ch. 732)**							
	GF	Education	$0	increase	increase	increase	increase	Minimal increase in actuarial liabilities.

Legislation Affecting State Expenditures

	Fund Type	Agency	FY 2002	FY 2003	FY 2004	FY 2005	FY 2006	Comments
HB 445	**Natural Resources - Tidal Fish License - Exemption for Live Bait Harvesters and Dealers (Ch. 661)**							
	GF	Natural Resources	$8,000	$0	$0	$0	$0	Legislation sunsets September 30, 2003.
HB 453	**Juvenile Justice - Criminal Justice Information System - Dissemination of Information (Ch. 227)**							
	GF	Public Sfty & Corr. Srvcs.	$4,000	$0	$0	$0	$0	
HB 461	**Crimes - Electronic Security Systems - Retail Establishments (Ch. 480)**							
	GF	Public Sfty & Corr. Srvcs.	increase	increase	increase	increase	increase	Minimal increase in incarceration costs.
HB 481	**Scrap Tires - Disposal - Penalties (Ch. 82)**							
	SF	Environment	increase	increase	increase	increase	increase	Potential prosecution costs.
HB 513/SB 567	**See entry for SB 567**							
HB 547/SB 618	**See entry for SB 618**							
HB 572	**Port of Cambridge - Operation and Maintenance by Maryland Port Administration - Jurisdiction (Ch. 668)**							
	SF	Transportation	decrease	decrease	decrease	decrease	decrease	Minimal expenditure decrease if MPA no longer operates port.
HB 586/SB 775	**See entry for SB 775**							
HB 626/SB 769	**See entry for SB 769**							

Legislation Affecting State Expenditures

	Fund Type	Agency	FY 2002	FY 2003	FY 2004	FY 2005	FY 2006	Comments
HB 636	**Maryland Cancer Registry - Reporting of Central Nervous System Tumors (Ch. 251)**							
	GF	Hlth. & Mental Hyg.	$4,900	$5,000	$5,000	$5,100	$5,100	
HB 649/SB 356	**See entry for SB 356**							
HB 651	**State Law Enforcement Officers - Death Benefits (Ch. 253)**							
	GF	Budget & Mgt.	$100,000	$100,000	$100,000	$100,000	$100,000	Included in FY 2002 budget.
HB 675/SB 522	**See entry for SB 522**							
HB 701	**Property Bondsmen - Requirements (Ch. 259)**							
	GF	Public Sfty & Corr. Srvcs.	increase	increase	increase	increase	increase	Minimal increase in incarceration costs.
HB 702	**Community Attendant Services and Supports Program (Ch. 495)**							
	GF	Human Resources	$5,044,000	$5,296,200	$5,561,000	$5,839,000	$6,131,000	Included in FY 2002 budget.
	FF	Human Resources	$5,044,000	$5,296,200	$5,561,000	$5,839,000	$6,131,000	Included in FY 2002 budget.
HB 705	**Family Law - Petitions for Adoption or Guardianship - Notice to Parents (Ch. 496)**							
	GF	Hlth. & Mental Hyg.	$131,300	$176,800	$178,500	$180,300	$182,100	
HB 716	**Circuit Courts - Funding of Law Clerks (Ch. 677)**							
	GF	Judiciary	$0	$5,400,000	$6,600,000	$6,700,000	$6,800,000	

Legislation Affecting State Expenditures

	Fund Type	Agency	FY 2002	FY 2003	FY 2004	FY 2005	FY 2006	Comments
HB 717	**Transportation - Bicycle and Pedestrian Safety (Ch. 678)**							
	SF	Transportation	$232,300	$108,000	$110,000	$113,000	$115,600	
HB 728	**Natural Resources - Mute Swans - Management (Ch. 679)**							
	GF	Natural Resources	$208,600	$161,100	$168,800	$177,000	$185,800	
HB 731	**Cosmetologists - Temporary License (Ch. 264)**							
	GF	Labor Lic. & Reg.	$24,500	$20,000	$5,100	$0	$0	Legislation sunsets September 30, 2003.
HB 733	**Health Services Cost Review Commission - User Fees (Ch. 498)**							
	GF	Hlth. & Mental Hyg.	$2,500	$2,600	$2,600	$2,700	$2,800	
	SF	Hlth. & Mental Hyg.	$82,300	$84,300	$86,400	$88,600	$90,800	
	FF	Hlth. & Mental Hyg.	$2,500	$2,600	$2,600	$2,700	$2,800	
HB 825	**Juvenile Justice Alternative Education Pilot Program - Suspended and Expelled Students (Ch. 685)**							
	GF	Education	$500,000	$2,548,000	$2,370,000	$2,372,000	$0	Included in FY 2002 budget. Legislation sunsets June 30, 2005.
HB 828	**Tax Amnesty Program (Ch. 275)**							
	GF	All or Multiple Agencies	$30,000,000	$0	$0	$0	$0	
	SF	Comptroller	$24,000,000	$0	$0	$0	$0	
HB 829	**Advisory Council on Offender Employment Coordination (Ch. 687)**							
	GF	Public Sfty & Corr. Srvcs.	$127,000	$129,800	$132,700	$22,600	$0	Legislation sunsets August 31, 2004.

Legislation Affecting State Expenditures

	Fund Type	Agency	FY 2002	FY 2003	FY 2004	FY 2005	FY 2006	Comments
HB 850	**Family Law - International Child Abduction (Ch. 505)**							
	GF	Public Sfty & Corr. Srvcs.	increase	increase	increase	increase	increase	Minimal increase in incarceration costs.
HB 892	**Department of Juvenile Justice - Summer Opportunity Pilot Program - Establishment (Ch. 691)**							
	GF	Juvenile Justice	$166,600	$171,600	$191,000	$14,700	$15,100	Legislation sunsets September 30, 2004, although teacher retirement costs are affected through FY 2006.
HB 922/SB 432	**See entry for SB 432**							
HB 929	**Anne Arundel County Circuit Court Domestic Relations Division Employees - Pension and Retirement Health Benefits (Ch. 693)**							
	GF	Human Resources	$0	($11,600)	($12,200)	($12,700)	($13,300)	
	FF	Human Resources	$0	($22,600)	($23,600)	($24,700)	($25,800)	
HB 1004	**Higher Education - Student Financial Assistance - Retention of Unused Funds (Ch. 291)**							
	GF	Higher Ed. Comm.	$0	increase	increase	increase	increase	Increased scholarship awards.
HB 1066	**Soil Conservation Districts - Sediment and Erosion Control - Inspection Fees (Ch. 97)**							
	GF	Environment	decrease	decrease	decrease	decrease	decrease	Potential minimal decrease in inspection expenses.
HB 1067	**Higher Education - Edward T. Conroy Memorial Scholarship Program - Eligibility (Ch. 298)**							
	GF	Higher Ed. Comm.	$54,800	$54,800	$54,800	$54,800	$54,800	

Legislation Affecting State Expenditures

	Fund Type	Agency	FY 2002	FY 2003	FY 2004	FY 2005	FY 2006	Comments
HB 1074	**Vehicle Laws - Aggressive Driving - Penalties (Ch. 520)**							
	SF	Transportation	increase	increase	increase	increase	increase	Minimal increase for license suspensions and administrative hearings.
HB 1080	**Vehicle Laws - Registration Plates - Display of Owner's County of Residence (Ch. 522)**							
	SF	Transportation	$60,000	$10,100	$10,100	$10,100	$10,100	
HB 1087	**Tri-County Council for the Lower Eastern Shore of Maryland (Ch. 527)**							
	GF	Bus. & Econ. Dvlpmt.	$100,000	$200,000	$200,000	$200,000	$200,000	
HB 1088	**Mid-Shore Regional Council (Ch. 528)**							
	GF	Bus. & Econ. Dvlpmt.	$100,000	$200,000	$200,000	$200,000	$200,000	
HB 1094	**Elevator Safety - Licensing of Elevator Contractors and Mechanics (Ch. 703)**							
	GF	Labor Lic. & Reg.	$320,500	$148,000	$153,500	$161,000	$168,900	
HB 1100	**Vehicle Laws - Parking Placard for Person With a Disability - Extension of Expiration Date (Ch. 300)**							
	SF	Transportation	$0	$0	decrease	decrease	decrease	Potential savings from reduced number of parking renewals.
HB 1122	**Property Tax - Surviving Spouse of Active Military Who Died in Line of Duty (Ch. 531)**							
	GF	All or Multiple Agencies	$12,000	$12,000	$12,000	$12,000	$12,000	

Legislation Affecting State Expenditures

	Fund Type	Agency	FY 2002	FY 2003	FY 2004	FY 2005	FY 2006	Comments
HB 1157	**Prince George's County Court Security Officers - Collective Bargaining PG 301-01 (Ch. 532)**							
	SF	Judiciary	increase	increase	increase	increase	increase	Potential increase in local aid.
HB 1163	**Environment - Lead Poisoning Prevention (Ch. 707)**							
	GF	Hlth. & Mental Hyg.	$6,300	$8,500	$8,600	$8,700	$8,800	
HB 1166	**Alcohol and Drug Treatment to Work Pilot Program (Ch. 306)**							
	GF	Hlth. & Mental Hyg.	$436,000	$440,400	$444,800	$449,200	$113,400	$195,000 included in FY 2002 budget.
HB 1178	**Queen Anne's County – State's Attorney - Salary and Duties (Ch. 534)**							
	GF	Budget & Mgt.	$0	$1,359	$2,330	$2,330	$2,330	
HB 1187	**Office of the Deaf and Hard of Hearing (Ch. 537)**							
	GF	Executive Department	$163,268	$182,627	$190,289	$198,402	$207,002	
HB 1196	**Prince George's Community College - Collective Bargaining PG 407-01 (Ch. 539)**							
	GF	Labor Lic. & Reg.	$69,200	$21,800	$21,800	$11,000	$5,800	
HB 1263	**Academic Facilities Bonding Authority (Ch. 316)**							
	HE	Univ. Sys. of MD.	$2,200,000	$2,200,000	$2,200,000	$2,200,000	$2,200,000	
HB 1267	**Breast Cancer Program - Coverage of Reconstructive Services (Ch. 550)**							
	GF	Hlth. & Mental Hyg.	$391,500	$415,000	$439,900	$466,300	$494,300	

Legislation Affecting State Expenditures

	Fund Type	Agency	FY 2002	FY 2003	FY 2004	FY 2005	FY 2006	Comments
HB 1274	**Patients' Safety Act of 2001 (Ch. 318)**							
	SF	Hlth. & Mental Hyg.	$150,000	$0	$0	$0	$0	
HB 1278	**Workers' Compensation - Credit Against Payment of Permanent Partial Disability Awards After Appeal (Ch. 714)**							
	GF/SF/FF	All or Multiple Agencies	decrease	decrease	decrease	decrease	decrease	Potential minimal decrease in workers' compensation costs.
HB 1345	**Highways - Dedication - Veterans of Foreign Wars Memorial Highway (Ch. 554)**							
	SF	Transportation	increase	$0	$0	$0	$0	Minimal increase in signage costs.
HB 1365	**Journeyman Natural Gas Fitters License - Qualifications of Applicants (Ch. 325)**							
	GF	Labor Lic. & Reg.	$20,000	$0	$0	$0	$0	
HB 1379	**Department of Natural Resources - Maryland GreenPrint Program (Ch. 570)**							
	GF	Natural Resources	$1,898,300	$2,423,700	$3,112,300	$3,689,100	$3,705,600	$850,000 included in FY 2002 budget.
	SF	Natural Resources	$973,500	$1,784,800	$2,752,600	$3,559,200	$3,559,200	
	PGO GF	Natural Resources	$5,000,000	$0	$25,000,000	$25,000,000	$25,000,000	Included in FY 2002 budget.
	BOND	Natural Resources	$30,000,000	$25,000,000	$0	$0	$0	Included in FY 2002 budget.
HB 1401	**Canal Place Preservation and Development Authority (Ch. 556)**							
	GF/SF	Housing & Commty Dvlpt.	increase	increase	increase	increase	increase	Potential increase in tourism and marketing expenditures.

Legislation Affecting State Expenditures

	Fund Type	Agency	FY 2002	FY 2003	FY 2004	FY 2005	FY 2006	Comments
HB 1422	**Public Service Commission - Hazardous Liquid Pipelines (Ch. 559)**							
	GF	Public Srvc. Comm.	$44,800	$55,000	$55,700	$58,700	$61,800	
HB 1457	**Election Law - Uniform Statewide Voting Systems (Ch. 564)**							
	GF	Election Board, State	$2,100,000	increase	increase	increase	increase	Included in FY 2002 budget; significant increases in later years for new voting system.
HJ 7/SJ 12	**See entry for SJ 12**							
HJ 14	**Task Force to Study Lighting Efficiency and Light Pollution in Maryland (Ch. 12)**							
	GF	Gen. Services	increase	$0	$0	$0	$0	Potential contracting costs.
HJ 16	**Center for Excellence for Autism in Maryland (Ch. 13)**							
	GF	Hlth. & Mental Hyg.	$225,000	$225,000	$225,000	$225,000	$225,000	

Expenditures by Agency

Agency	Fund Type	FY 2002	FY 2003	FY 2004	FY 2005	FY 2006
Aging						
	GF	$0	$198,300	$195,300	$197,100	$199,100
Agriculture						
	GF	$3,000,000	$3,000,000	$3,000,000	$3,000,000	$3,000,000
All or Multiple Agencies						
	GF	$30,012,000	$218,700	$229,100	$240,000	$251,300
	SF	$0	$66,800	$70,200	$73,600	$77,300
	FF	$0	$65,700	$69,000	$72,500	$76,100
	HE	$0	$1,700	$1,800	$1,800	$1,900
Attorney General's Office						
	GF	$455,300	$490,800	$511,900	$534,300	$588,000
Budget & Mgt.						
	GF	$100,000[1]	$102,371	$104,153	$104,203	$104,303
Bus. & Econ. Dvlpmt.						
	GF	$200,000	$2,900,000	$2,900,000	$2,900,000	$2,900,000
Comptroller						
	SF	$24,000,000	$0	$0	$0	$0

[1] Included in FY 2002 budget.

Expenditures by Agency (cont'd)

Agency	Fund Type	FY 2002	FY 2003	FY 2004	FY 2005	FY 2006
Education						
	GF	$763,600[2]	$213,062,400	$4,794,900	$4,604,100	$2,376,200
	SF	$0	$44,600,000	$0	$0	$0
Election Board, State						
	GF	$2,100,000[3]	($133,000)	$0	($133,000)	$0
Energy Administration						
	GF	$158,200	$152,500	$160,000	$168,000	$176,400
Environment						
	GF	$77,000	$93,200	$98,100	$103,300	$108,900
Ethics Commission						
	GF	$182,000	$149,700	$156,000	$163,400	$170,500
Executive Department						
	GF	$607,668[4]	$494,227	$515,689	$538,502	$562,802
Higher Ed. Comm.						
	GF	$3,003,600	$3,515,000	$3,725,600	$3,853,000	$3,955,300
	HE	$13,500	$18,000	$19,500	$21,000	$22,500

[2] $263,600 included in FY 2002 budget.
[3] Included in FY 2002 budget.
[4] $405,100 included in FY 2002 budget.

Expenditures by Agency (cont'd)

Agency	Fund Type	FY 2002	FY 2003	FY 2004	FY 2005	FY 2006
Higher Ed. Lbr. Rel. Bd.						
	GF	$333,300	$285,600	$296,400	$307,900	$320,100
Hlth. & Mental Hyg.						
	GF	$7,003,300[5]	$27,786,900	$42,266,000	$59,959,200	$77,575,700
	SF	$11,901,800	$14,039,200	$1,194,200	$1,549,500	$1,904,900
	FF	$2,862,500	$14,020,300	$22,518,000	$31,225,800	$40,193,600
Housing & Commty Dvlpt.						
	GF	$10,000,000[6]	$10,000,000	$10,000,000	$10,000,000	$10,000,000
Human Resources						
	GF	$5,472,600[7]	$5,828,100	$6,103,700	$5,682,700	$5,755,800
	FF	$4,649,600[8]	$4,901,800	$5,157,400	$5,442,300	$5,741,800
Insur. Admin.						
	SF	$39,500	$50,600	$53,400	$56,300	$59,400
Judiciary						
	GF	$496,800[9]	$6,071,100	$7,288,500	$7,406,700	$7,525,900

[5] $5,555,000 included in FY 2002 budget.
[6] Included in FY 2002 budget.
[7] $5,144,000 included in FY 2002 budget.
[8] $5,044,000 included in FY 2002 budget.
[9] Included in FY 2002 budget.

Expenditures by Agency (cont'd)

Agency	Fund Type	FY 2002	FY 2003	FY 2004	FY 2005	FY 2006
Juvenile Justice						
	GF	$270,700[10]	$279,600	$304,300	$133,700	$140,000
Labor Lic. & Reg.						
	GF	$2,069,300	$3,578,743	$3,554,400	$3,564,100	$585,900
MAIF						
	NB	$120,000	$120,000	$120,000	$120,000	$120,000
Military Dept.						
	FF	$276,800	$274,100	$287,800	$302,200	$317,300
Morgan St. Univ.						
	GF	$31,500	$115,800	$119,300	$122,800	$316,800
	HE	$13,500	$18,000	$19,500	$21,000	$22,500
Natural Resources						
	GF	$2,210,500[11]	$2,629,000	$3,325,700	$3,911,100	$3,936,900
	SF	$1,030,500	$1,861,500	$2,902,600	$3,710,700	$3,712,200
	PGO GF EXP	$5,000,000	$0	$25,000,000	$25,000,000	$25,000,000
	BOND	$30,000,000	$25,000,000	$0	$0	$0

[10] $104,100 included in FY 2002 budget.
[11] $850,000 included in FY 2002 budget.

Expenditures by Agency (cont'd)

Agency	Fund Type	FY 2002	FY 2003	FY 2004	FY 2005	FY 2006
Public Defender						
	GF	$462,700	$620,300	$647,400	$676,300	$707,000
Public Sfty & Corr. Srvcs.						
	GF	$216,100[12]	$200,000	$204,400	$96,000	$74,850
Public Srvc. Comm.						
	GF	$44,800	$55,000	$55,700	$58,700	$61,800
St. Mary's College						
	GF	$31,500	$42,000	$45,500	$49,000	$52,500
	HE	$13,500	$18,000	$19,500	$21,000	$22,500
State Police						
	GF	$598,200[13]	$201,400	$211,700	$222,700	$234,300
	SF	$87,700[14]	$0	$0	$0	$0
Transportation						
	SF	$47,411,300[15]	$90,715,350	$91,349,770	$91,708,100	$92,833,700

[12] $80,000 included in FY 2002 budget.
[13] Included in FY 2002 budget.
[14] Included in FY 2002 budget.
[15] $46,633,000 included in FY 2002 budget.

Expenditures by Agency (cont'd)

Agency	Fund Type	FY 2002	FY 2003	FY 2004	FY 2005	FY 2006
Univ. Sys. of MD.						
	GF	$368,100	$730,400	$749,200	$769,700	$1,369,600
	HE	$2,357,700	$2,419,200	$2,427,200	$2,436,000	$2,445,600

Totals by Fund Type

Fund Type	FY 2002	FY 2003	FY 2004	FY 2005	FY 2006
GF	$70,268,768[16]	$282,668,141	$91,562,942	$109,233,505	$123,049,955
SF	$94,470,800[17]	$161,333,450	$105,570,170	$107,098,200	$108,587,500
FF	$7,788,900[18]	$19,261,900	$28,032,200	$37,042,800	$46,328,800

[16] $44,571,968 not included in FY 2002 budget.
[17] $37,750,100 not included in FY 2002 budget.
[18] $2,744,900 not included in FY 2002 budget.

Permanent Positions Needed by Agency

Agency	Fund Type	Beginning in FY 2002	Beginning in FY 2003
Aging			
	GF	0.5	0
Agriculture			
	GF	1.0	0
Attorney General's Office			
	GF	6.0	0
Education			
	GF	2.0[1]	0
Energy Administration			
	GF	2.0	0
Environment			
	GF	2.0	0
Ethics Commission			
	GF	2.0	0
Executive Department			
	GF	6.0[2]	0
Higher Ed. Comm.			
	HE	1.0	0
Higher Ed. Lbr. Rel. Bd.			
	GF	3.0	0
Hlth. & Mental Hyg.			
	GF	8.0	0
	SF	1.0	0

[1] Funds for these positions are included in the FY 2002 budget.
[2] Funds for three of these positions are included in the FY 2002 budget.

Permanent Positions Needed by Agency (cont'd)

Agency	Fund Type	Beginning in FY 2002	Beginning in FY 2003
Human Resources			
	GF	6.0	0
Judiciary			
	GF	0.0	143.0
Labor, Lic., & Reg.			
	GF	9.0	0
Morgan St. Univ.			
	HE	1.0	0
Natural Resources			
	GF	3.0	0
Public Sfty & Corr. Srvcs.			
	GF	2.0	0
Public Srvc. Comm.			
	GF	1.0	0
St. Mary's College			
	HE	1.0	0
State Police			
	GF	2.0[3]	0
Transportation			
	SF	4.0	2
Univ. Sys. of MD			
	HE	8.0	0
Total		71.5	145.0

[3] Funds for these positions are included in the FY 2002 budget.

Contractual Positions Needed by Agency

Agency	Fund Type	Beginning in FY 2002	Beginning in FY 2003
Education	GF	1.0	0
Energy Administration	GF	1.0	0
Human Resources	GF	2.0	0
Labor, Lic., & Reg.	GF	1.0	0
Natural Resources	GF	5.0[1]	3.0
Public Sfty & Corr. Srvcs.	GF	2.0[2]	0
Transportation	SF	2.0	0
Total		14.0	3.0

[1] Funds for some or all of these positions are included in the FY 2002 budget (depends upon agency allocation of money).
[2] Funds for these positions are included in the FY 2002 budget.

Chapter Four - Local Government

- Overview of State Assistance to Local Governments
- State Aid Patterns
- Changes in State Aid
- State Mandates on Local Governments
- Legislation Affecting Local Government Revenues
- Legislation Affecting Local Government Expenditures

Overview of State Assistance to Local Governments

State assistance to local governments accounts for approximately 25 percent of State expenditures, not including federal funding. This assistance includes direct aid to county and municipal governments, local school systems, libraries, community colleges, and local health departments. In fiscal 2002, local governments will receive $3.5 billion in direct State aid. This represents a $256.4 million or 7.8 percent increase over fiscal 2001.

The State will also pay $349.9 million for the employer's share of retirement costs for local school teachers, librarians, and community college faculty who are members of either the teachers' retirement or pension systems maintained by the State. These State payments do not go through the local governments but are paid directly to the State Retirement Agency.

The State assumption of functions or responsibilities performed by local governments is another aspect of State/local fiscal relationships. In the 1990s, the State assumed responsibility for the Baltimore City Detention Center and the City's local community college and increased funding for the Washington Metropolitan area transit system. The mass transit system serving the Baltimore area is operated by the Maryland Department of Transportation. Beginning in fiscal 1995, the State also assumed responsibility for processing Baltimore City arrests through a State-run central booking facility. In the case of the Baltimore City Detention Center and the local community college, State costs were partially offset by reductions in direct State aid to the city. The total cost for these assumed functions is estimated at $156 million in fiscal 2002.

Overall State assistance to local governments, including the recently assumed costs, totals over $4 billion. This represents a 6 percent increase over fiscal 2001. **Exhibit 4.1** provides a summary of State aid since fiscal 1996.

Exhibit 4.1
Summary of State Assistance to Local Governments
Fiscal 1996 - 2002
($ in Millions)

Fiscal Year	Direct State Aid	Retirement Payments on Behalf	Subtotal	Functions Assumed by the State	Total	Percent Change
1996	$2,327.3	$455.6	$2,782.9	$102.3	$2,885.2	5.8%
1997	2,441.4	479.7	2,921.2	108.9	3,030.1	5.0%
1998	2,659.6	474.8	3,134.5	114.3	3,248.9	7.2%
1999	2,910.2	442.5	3,352.7	124.3	3,477.0	7.0%
2000	3,029.7	420.5	3,450.3	132.6	3,582.9	3.0%
2001	3,269.0	390.3	3,659.3	144.2	3,803.6	6.2%
2002	3,525.4	349.9	3,875.3	155.7	4,031.1	6.0%

State Aid Patterns

As **Exhibit 4.2** indicates, the overall composition of State aid changed slightly between fiscal 2001 and 2002. State aid to local school systems accounts for 75 percent of total State aid. County and municipal governments receive 18 percent of State aid, with most of the aid targeted for transportation, public safety, and park land acquisition and development. Community colleges, libraries, and local health departments account for the remaining 7 percent of State aid.

Exhibit 4.2
Changes in State Aid Patterns
($ in Millions)

	Fiscal 2001	Percent of Total	Fiscal 2002	Percent of Total	Percent Increase
Public Schools	$2,740.5	74.9%	$2,892.7	74.6%	5.6%
Libraries	41.7	1.1%	44.8	1.2%	7.3%
Community Colleges	163.6	4.5%	178.5	4.6%	9.1%
Local Health	52.2	1.4%	56.9	1.5%	9.0%
General Government	661.2	18.1%	702.3	18.1%	6.2%
Total	**$3,659.3**	**100.0%**	**$3,875.3**	**100.0%**	**5.9%**

Changes in State Aid

Direct aid and retirement payments for local governments will increase by $216 million or 5.9 percent in fiscal 2002. Primarily this reflects statutorily mandated increases in State aid. **Exhibit 4.3** summarizes the distribution of direct State aid by governmental entity. The exhibit also shows the estimated State retirement payments for local employees. **Exhibit 4.4** compares total State aid in fiscal 2001 and 2002 by program.

Exhibit 4.3

State Assistance to Local Governments

Fiscal 2002 Legislative Appropriation

($ in Millions)

	Direct State Aid								Change	
County	**General Government [1]**	**Community Colleges**	**Education**	**Libraries**	**Health**	**Subtotal**	**Retirement**	**Total**	**Over FY 2001**	**Percent Change**
Allegany	$13.4	$4.3	$44.4	$0.6	$1.4	$64.0	$4.4	$68.4	$3.7	5.7%
Anne Arundel	45.9	21.6	175.3	1.8	4.9	249.5	29.2	278.7	16.0	6.1%
Baltimore City	256.4	0.0	548.8	5.2	10.4	820.7	40.3	861.0	32.6	3.9%
Baltimore County	53.7	32.9	264.0	3.5	6.8	361.0	45.7	406.7	17.1	4.4%
Calvert	12.4	1.1	43.1	0.3	0.5	57.4	6.0	63.4	7.1	12.7%
Caroline	7.3	0.9	22.4	0.2	0.8	31.6	2.2	33.7	1.2	3.8%
Carroll	14.3	4.7	79.3	0.8	1.8	100.9	10.0	110.8	3.4	3.1%
Cecil	8.1	3.4	51.3	0.5	1.2	64.5	5.9	70.4	4.0	6.0%
Charles	12.8	5.3	73.1	0.6	1.4	93.3	8.6	101.9	8.4	9.0%
Dorchester	7.7	0.8	18.2	0.2	0.6	27.6	2.0	29.6	0.7	2.5%
Frederick	18.6	6.0	101.1	0.8	2.2	128.7	13.2	141.9	6.9	5.1%
Garrett	9.1	2.3	17.9	0.2	0.6	30.1	2.1	32.2	1.2	3.9%
Harford	18.2	7.8	114.0	1.2	2.7	143.9	14.4	158.4	6.7	4.4%
Howard	19.8	8.7	97.3	0.6	1.8	128.3	19.7	148.1	8.1	5.8%
Kent	3.0	0.4	8.0	0.1	0.5	12.0	1.2	13.2	0.3	2.4%
Montgomery	62.4	29.3	208.0	2.1	4.6	306.5	68.1	374.6	27.4	7.9%
Prince George's	71.8	19.1	470.5	4.9	7.9	574.3	48.9	623.2	40.9	7.0%
Queen Anne's	5.6	1.4	18.7	0.1	0.6	26.4	2.7	29.0	1.5	5.3%
St. Mary's	7.7	1.5	46.8	0.5	1.3	57.8	5.5	63.3	3.0	4.9%
Somerset	7.2	0.4	12.8	0.2	0.7	21.3	1.3	22.6	0.9	4.1%
Talbot	4.7	1.0	5.4	0.1	0.5	11.7	1.9	13.6	0.5	3.5%
Washington	13.5	5.0	62.4	0.8	2.0	83.7	8.1	91.8	4.1	4.7%
Wicomico	10.4	3.1	48.6	0.5	1.3	63.9	5.7	69.6	3.0	4.6%
Worcester	7.3	1.2	7.9	0.1	0.5	17.0	3.0	20.0	0.8	4.1%
Unallocated	9.9	3.3	25.0	11.0	0.0	49.3	0.0	49.3	16.4	50.0%
Total	**$701.2**	**$165.8**	**$2,564.5**	**$37.0**	**$56.9**	**$3,525.4**	**$349.9**	**$3,875.3**	**$216.0**	**5.9%**

[1] Includes municipal share of police aid, highway user revenue, and fire aid.

Exhibit 4.3 (Cont.)

State Assistance to Local Governments

Dollar Difference Between Fiscal 2002 Legislative Appropriation & Fiscal 2001 Working Appropriation

($ in Millions)

	Direct State Aid							
County	**General Government [1]**	**Community Colleges**	**Education**	**Libraries**	**Health**	**Subtotal**	**Retirement**	**Total**
Allegany	$0.4	$0.3	$3.4	$0.0	$0.2	$4.2	-$0.5	$3.7
Anne Arundel	5.3	2.7	11.1	0.0	0.3	19.4	-3.4	16.0
Baltimore City	7.6	0.0	28.6	0.1	0.5	36.8	-4.2	32.6
Baltimore County	2.0	2.8	17.2	0.3	0.3	22.5	-5.4	17.1
Calvert	3.2	0.1	4.4	0.0	0.1	7.8	-0.7	7.1
Caroline	0.3	0.1	1.0	0.0	0.1	1.5	-0.3	1.2
Carroll	0.5	0.5	3.3	0.0	0.2	4.5	-1.2	3.4
Cecil	0.3	0.3	3.9	0.1	0.2	4.7	-0.7	4.0
Charles	1.8	0.6	6.8	0.1	0.2	9.4	-1.0	8.4
Dorchester	0.5	0.1	0.3	0.0	0.1	1.0	-0.2	0.7
Frederick	0.6	0.8	6.9	0.0	0.2	8.5	-1.5	6.9
Garrett	0.6	0.0	0.8	0.0	0.1	1.5	-0.2	1.2
Harford	0.9	0.7	6.6	0.1	0.2	8.4	-1.7	6.7
Howard	0.8	1.0	8.4	0.0	0.1	10.4	-2.3	8.1
Kent	0.1	0.1	0.2	0.0	0.1	0.5	-0.1	0.3
Montgomery	3.0	3.9	27.5	0.1	0.8	35.3	-7.9	27.4
Prince George's	7.2	1.7	37.2	0.2	0.3	46.7	-5.7	40.9
Queen Anne's	0.2	0.2	1.4	0.0	0.1	1.8	-0.3	1.5
St. Mary's	0.3	0.2	3.0	0.0	0.2	3.6	-0.6	3.0
Somerset	0.3	0.1	0.6	0.0	0.1	1.0	-0.1	0.9
Talbot	0.1	0.1	0.3	0.0	0.1	0.7	-0.2	0.5
Washington	1.2	0.3	3.3	0.0	0.2	5.0	-1.0	4.1
Wicomico	0.6	0.3	2.6	0.0	0.2	3.7	-0.7	3.0
Worcester	0.3	0.1	0.6	0.0	0.1	1.1	-0.3	0.8
Unallocated	3.0	0.0	10.9	2.6	0.0	16.4	0.0	16.4
Total	**$40.8**	**$16.9**	**$190.3**	**$3.7**	**$4.7**	**$256.4**	**-$40.4**	**$216.0**

[1] Includes municipal share of police aid, highway user revenue, and fire aid.

Exhibit 4.3 (Cont.)
State Assistance to Local Governments
Percent Difference Between Fiscal 2002 Legislative Appropriation & Fiscal 2001 Working Appropriation

	Direct State Aid							
County	**General Government [1]**	**Community Colleges**	**Education**	**Libraries**	**Health**	**Subtotal**	**Retirement**	**Total**
Allegany	3.0%	6.3%	8.2%	2.2%	18.3%	7.1%	-10.8%	5.7%
Anne Arundel	13.0%	14.5%	6.8%	1.8%	6.4%	8.5%	-10.5%	6.1%
Baltimore City	3.1%	n.a.	5.5%	1.6%	5.4%	4.7%	-9.5%	3.9%
Baltimore County	3.8%	9.2%	7.0%	8.4%	4.5%	6.7%	-10.6%	4.4%
Calvert	35.3%	12.3%	11.3%	4.4%	13.8%	15.8%	-10.4%	12.7%
Caroline	3.9%	15.2%	4.6%	4.6%	16.0%	5.0%	-10.4%	3.8%
Carroll	3.6%	11.9%	4.4%	4.7%	11.3%	4.7%	-10.4%	3.1%
Cecil	3.2%	8.6%	8.2%	14.4%	16.5%	7.8%	-10.5%	6.0%
Charles	15.9%	12.3%	10.3%	8.8%	12.2%	11.2%	-10.5%	9.0%
Dorchester	6.5%	15.2%	1.7%	7.4%	12.5%	3.6%	-10.4%	2.5%
Frederick	3.4%	15.1%	7.3%	0.2%	10.5%	7.1%	-10.5%	5.1%
Garrett	6.6%	0.2%	4.7%	1.1%	17.7%	5.1%	-10.6%	3.9%
Harford	5.3%	9.6%	6.1%	5.7%	7.1%	6.2%	-10.5%	4.4%
Howard	4.2%	13.7%	9.4%	6.4%	7.2%	8.8%	-10.4%	5.8%
Kent	2.9%	15.2%	2.8%	6.5%	21.0%	3.9%	-10.4%	2.4%
Montgomery	5.1%	15.3%	15.2%	5.9%	20.2%	13.0%	-10.4%	7.9%
Prince George's	11.1%	9.9%	8.6%	5.2%	3.7%	8.8%	-10.5%	7.0%
Queen Anne's	2.9%	15.2%	7.8%	0.6%	15.2%	7.2%	-10.5%	5.3%
St. Mary's	3.6%	12.3%	6.8%	5.6%	14.9%	6.7%	-10.4%	4.9%
Somerset	4.5%	12.8%	5.0%	3.6%	10.6%	5.1%	-10.4%	4.1%
Talbot	3.0%	15.2%	6.6%	5.9%	16.1%	6.1%	-10.5%	3.5%
Washington	10.2%	5.7%	5.6%	0.5%	12.0%	6.4%	-10.5%	4.7%
Wicomico	5.7%	12.8%	5.6%	3.2%	15.7%	6.1%	-10.4%	4.6%
Worcester	3.9%	12.8%	7.9%	6.7%	38.0%	7.1%	-10.4%	4.1%
Unallocated	43.0%	-1.0%	76.9%	30.8%	-100.0%	50.0%	n.a.	50.0%
TOTAL	**6.2%**	**11.3%**	**8.0%**	**11.2%**	**9.0%**	**7.8%**	**-10.4%**	**5.9%**

[1] Includes municipal share of police aid, highway user revenue, and fire aid.

Exhibit 4.4

Total State Assistance to Local Governments

Direct State Aid

Program	FY 2001	FY 2002	Difference
Current Expense Aid	1,621,327,150	1,681,230,578	59,903,428
Compensatory Education	113,548,428	117,123,662	3,575,234
School Transportation - Regular	117,001,261	127,766,954	10,765,693
School Transportation - Special Ed	5,587,000	5,556,500	-30,500
Special Education - Formula	81,253,345	81,253,345	0
Special Education - Nonpublic Placements	91,596,795	104,880,651	13,283,856
Special Education - Infants & Toddlers	0	433,250	433,250
Limited English Proficiency Grants	25,620,300	30,057,750	4,437,450
Additional Poverty Grants	18,163,360	18,163,360	0
Targeted Poverty Grants	7,999,999	8,000,000	1
Magnet Schools	14,100,000	14,100,000	0
Extended Elementary	19,262,500	19,262,500	0
Baltimore City Partnership	66,232,417	70,465,079	4,232,662
Aging Schools	10,370,000	10,370,000	0
Targeted Improvement Grants	21,813,199	21,991,425	178,226
Teacher Development/Mentoring Programs	33,936,000	35,508,000	1,572,000
Adult Education	1,453,602	1,453,602	0
Food Service	5,300,664	6,264,663	963,999
Gifted and Talented Grants	5,209,829	6,209,829	1,000,000
School Library Media Program	3,000,000	3,000,000	0
Class Size Initiative	11,667,000	17,320,382	5,653,382
Education Modernization	10,351,011	13,405,998	3,054,987
Challenge Grants	5,788,827	6,788,827	1,000,000
School Reconstitution	9,797,400	9,797,400	0
Out-of-County Placements	5,603,041	6,063,043	460,002
School Wiring	0	787,000	787,000
Early Education Initiatives	0	19,000,000	19,000,000
Teacher's Salary Grant	35,014,618	85,664,628	50,650,010
Academic Intervention	11,600,000	19,100,000	7,500,000
Other Programs	21,548,252	23,442,255	1,894,003
Total Primary & Secondary Education	**$2,374,145,998**	**$2,564,460,681**	**$190,314,683**
Library Formula	24,882,622	26,005,123	1,122,501
Library Network	8,418,299	11,011,769	2,593,470
Total Libraries	**$33,300,921**	**$37,016,892**	**$3,715,971**

Exhibit 4.4 (Cont.)

Total State Assistance to Local Governments

Direct State Aid

Program	FY 2001	FY 2002	Difference
Community College Formula	134,856,667	151,099,512	16,242,845
Grants for ESOL Programs	1,644,547	1,979,918	335,371
Optional Retirement	6,805,683	7,144,999	339,316
Hold Harmless/Small College Grant	2,242,981	2,242,981	0
Statewide Programs	3,350,880	3,318,542	-32,338
Total Community Colleges	**$148,900,758**	**$165,785,952**	**$16,885,194**
Highway User Revenue	423,800,998	430,421,400	6,620,402
Elderly and Handicapped Transportation Aid	3,315,789	4,315,789	1,000,000
Paratransit	2,382,051	3,382,051	1,000,000
Total Transportation	**$429,498,838**	**$438,119,240**	**$8,620,402**
Police Aid	59,747,844	60,354,152	606,308
Fire And Rescue Aid	10,000,000	10,000,000	0
Vehicle Theft Prevention	2,600,000	600,000	-2,000,000
9-1-1 Grants	4,454,905	4,253,349	-201,556
Body Armor	50,000	50,000	0
Community Policing	2,000,000	2,000,000	0
Foot Patrol/Drug Enforcement Grants	4,462,500	4,462,500	0
Law Enforcement Training Grants	100,000	100,000	0
Stop Gun Violence Grants	1,000,000	1,000,000	0
Violent Crime Grants	5,000,000	5,000,000	0
State's Attorney Misc. Grants	1,342,000	1,722,354	380,354
Circuit Court Misc. Grants	0	400,000	400,000
Domestic Violence Grants	200,000	200,000	0
Foreign Vehicle Registration Grant	0	360,000	360,000
Total Public Safety	**$90,957,249**	**$90,502,355**	**-$454,894**
Program Open Space	37,112,590	43,978,138	6,865,548
Critical Area Grants	375,000	750,000	375,000
Total Recreation/Environment	**$37,487,590**	**$44,728,138**	**$7,240,548**
Local Health Formula	**52,223,866**	**56,942,362**	**4,718,496**
Property Tax Grants for Utilities	**15,307,603**	**30,615,201**	**15,307,598**

Exhibit 4.4 (Cont.)
Total State Assistance to Local Governments
Direct State Aid

Program	FY 2001	FY 2002	Difference
Disparity Grant	**81,626,679**	**89,289,557**	**7,662,878**
Horse Racing Impact Aid	1,330,800	1,330,800	0
Security Interest Filing Fees	2,953,135	2,734,750	-218,385
Payments in Lieu of Taxes	675,485	675,485	0
Lead Paint Abatement Grant	500,000	500,000	0
Senior Citizens Activities Center	0	500,000	500,000
Warfield Complex Historic Site	0	100,000	100,000
Statewide Voting Systems	0	2,100,000	2,100,000
Prince George's Special Grants	50,000	0	-50,000
Total Other Direct Aid	**$5,509,420**	**$7,941,035**	**$2,431,615**
Total Direct Aid	**$3,268,958,922**	**$3,525,401,413**	**$256,442,491**
Payments-in-Behalf			
Retirement - Teachers	366,347,657	328,221,734	-38,125,923
Retirement - Libraries	8,439,499	7,786,218	-653,281
Retirement - Community Colleges	14,699,595	12,716,487	-1,983,108
Retirement - Local Employees	837,231	1,150,210	312,979
Total Payments-in-Behalf	**$390,323,982**	**$349,874,649**	**-$40,449,333**
Total State Assistance	**$3,659,282,904**	**$3,875,276,062**	**$215,993,158**

Primary and Secondary Education

State aid to local school systems will increase by $152.2 million or 5.6 percent in fiscal 2002. State aid paid directly to local boards of education increases by $190.3

million or 8 percent; whereas teachers' retirement costs paid by the State on behalf of local boards of education decreases by $38.1 million or 10.4 percent.

Current Expense Aid: State law provides for automatic increases in current expense formula aid based on two factors: student enrollment and prior years' spending growth. The current expense formula is based on school expenditures in the third and fourth prior years, thereby the fiscal 2002 formula is affected by expenditures in fiscal 1998 and 1999. Current expense formula aid is not restricted for specific purposes and is distributed inversely to local wealth, as measured by net taxable income and property assessable base. The current expense formula is the largest State aid program accounting for 43 percent of total State assistance to local governments. In fiscal 2002, current expense aid will total $1.7 billion, representing a $59.9 million increase over fiscal 2001. This is based on a 3 percent increase in the per pupil foundation amount and a 0.7 percent increase in student enrollment.

Compensatory Aid: The compensatory aid formula distributes funding to local school systems on the basis of the number of students from economically disadvantaged environments as measured by the student counts used for federal Title I aid. The Title I count for fiscal 2002 totals 113,602, a slight increase from fiscal 2001. In addition, the compensatory aid formula is tied to growth in the current expense formula in that the program's per pupil foundation is one-fourth of the foundation for the current expense formula. In fiscal 2002, the program's per pupil foundation will total $1,031. Due to the growth in the foundation amount and a relative constant Title 1 count, compensatory aid increases by $3.6 million or 3.1 percent in fiscal 2002.

Targeted Poverty Funding: The State currently provides $48.2 million for several targeted poverty programs that are based on the free and reduced price meal count. This includes $22 million in targeted improvement grants, $18.1 million in additional poverty grants, and $8 million in targeted poverty grants.

Baltimore City Partnership Grant: This program is part of the State's effort to reform the Baltimore City Public School System. Baltimore City will receive $70.5 million under the Baltimore City Partnership Grant in fiscal 2002, including $58 million in statutorily required funding. The State budget also includes a $5.5 million deficiency appropriation for the program for fiscal 2001. State funding for this program will increase by $4.2 million in fiscal 2002.

Student Transportation Grants: Each county receives a grant for student transportation based on the county's grant in the previous year increased by inflation. Increases can not exceed 8 percent or be less than 3 percent. As a result of legislation enacted in 1996, counties with enrollment increases receive additional funds. The fiscal 2002 budget includes $127.8 million for the program, reflecting a 8 percent transportation inflation rate and slight growth in student enrollment. The State also provides a grant for transporting disabled students. Each school board receives $500 per

special education student in excess of the number transported in fiscal 1981. The fiscal 2002 grant level of $5.6 million is based on 11,113 students. Total funding for student transportation, including special transportation, increases by $10.7 million in fiscal 2002.

Special Education: State aid for special education recognizes the additional costs associated with providing programs for students with disabilities. Most special education students receive services in the public schools; however, if an appropriate program is not available in the public schools, students may be placed in a private school offering more specialized services. The State and local school systems share the costs of these nonpublic placements. State funding for nonpublic placements will increase by $13.3 million in fiscal 2002. In addition, the fiscal 2002 State budget includes $433,250 for infant and toddlers services and a $500,000 grant to Baltimore County for special services relating to foster care children.

Teachers' Retirement Costs: The State pays the employers' retirement costs for local teachers who are members of either the teachers' retirement or pension systems maintained and operated by the State. The $38.1 million decrease in fiscal 2002 results from a 4.9 percent increase in the salary base and a 14.6 percent decrease in the employer contribution rate. The large decrease in the contribution rate is driven primarily by retirement fund investment earnings.

Teacher Salary Grants/Academic Intervention: The General Assembly approved legislation at the 2000 session (Ch. 493/Ch. 492) that establishes teacher salary grants and funding for academic intervention services. The fiscal 2002 State budget includes $85.7 million for teacher salary challenge program, which represents a $50.7 million increase over the prior year and $19.1 million for academic intervention which represents a $7.5 million increase over fiscal 2001. This is the second year for the teacher salary challenge program under which the State will provide a one percent salary match to local school systems granting a 4 percent cost-of-living increase to teachers.

Early Education Initiatives/Judith P. Hoyer Program: This program provides financial support for the establishment of centers that provide full-day, comprehensive, early education programs and family support services that will assist in preparing children to enter school ready to learn. This program also provides funding to support voluntary accreditation of early child care centers, professional development of early childhood educators, and statewide implementation of an early childhood assessment system. The fiscal 2002 State budget includes $7.6 million for Judy Center grants and approximately $3 million for school readiness and program accreditation. In addition, the fiscal 2002 State budget includes $19 million in new funding for early education programs that improve the academic achievement of students in pre-kindergarten through third grade. The funding will be distributed on the basis of the State's special education formula. The Extended Elementary Education Program, a public school prekindergarten program for four-year-old children identified as having a high potential for failure in school, will continue to receive $19.3 million in funding.

Teacher Quality Incentives: The General Assembly passed legislation at the 1999 session (Ch. 600) that provides salary enhancements for teachers obtaining national certification, a signing bonus for teachers graduating in the top of their class, and a stipend for teachers working in a reconstitution eligible or challenge school. The fiscal 2002 State budget includes $7.8 million in funding for these teacher quality incentives.

Class Size Reduction Grants: Local school systems will receive $17.3 million in funding in fiscal 2002 to reduce class size for reading instruction in the first and second grades. This represents a $5.6 million increase over fiscal 2001. The funding is based on legislation passed by the General Assembly at the 1999 session (Ch. 513/Ch. 514).

Teacher Development/Mentoring/Certification Grants: Teacher development grants are provided to enhance teacher development programs in schools with a free or reduced price meal count of 25 percent or more of their student population. Each eligible school receives an $8,000 grant to enhance teacher training in instructing at-risk students. In fiscal 2002 these grants will total $5.8 million, representing a $48,000 increase over fiscal 2001. In addition, the State budget includes $5 million for teacher certification programs, of which $2.5 million is for Prince George's County and $2 million is for Baltimore City. The State budget also includes $5 million for teacher mentoring program in accordance with legislation passed in the 1999 session (Ch. 600). In addition, $10.9 million is provided to three local school systems ($1 million for Anne Arundel County, $7.9 million for Baltimore County, and $2 million for Prince George's County).

Limited English Proficiency: The State provides grants to local school systems for programs for students with limited English proficiency. The grant amount totals $1,350 per limited English proficient student. Funding for this program totals $30.1 million in fiscal 2002, representing a $4.4 million increase over fiscal 2001. This increase is due to a 3,287 student increase in the limited English proficiency count. Approximately 20,855 students are categorized as limited English proficient.

Education Modernization Initiative: This program provides schools access to on-line computer resources and capacity for data, voice, and video equipment. Total funding for this program is $13.4 million, an increase of $3.1 million. The Maryland Technology Academy will continue to receive $1.9 million in funding in fiscal 2002.

Additional Enhancements for Fiscal 2002: The fiscal 2002 State budget includes $1 million for Allegany County to improve deficiencies identified in the school system's performance audit and $1 million for Anne Arundel County to enhance the Annapolis school feeder system by providing grants to twelve schools through the State's challenge school grant program. In addition, a potential $8 million in State revenues generated from the Tax Amnesty Program will be targeted to nine local school systems with piggyback income tax revenues per student below 72.5 percent of the State average.

Exhibit 4.5 shows the potential grant amount for each local school system contingent upon the State collecting an adequate amount of delinquent taxes. In accordance with **HB 828 (Ch. 275)** that was enacted at the 2001 session, the first $32 million in revenues collected from the program will be credited to the State's general fund ($30 million) and be used by the Comptroller's Office to administer the program ($2 million). The next $8 million in revenues will be earmarked to local school systems. If the $8 million estimated is not fully attained, the grants will be reduced proportionately.

Exhibit 4.5
Funding under Tax Amnesty Program

Allegany	$720,392
Baltimore City	2,600,197
Caroline	842,680
Cecil	372,421
Dorchester	484,843
Garrett	842,738
Prince George's	1,131,706
Somerset	464,205
Wicomico	540,818

Libraries

The State provides assistance to public libraries through a formula that determines the State and local shares of a minimum per capita library program. The minimum library program is specified in statute. For fiscal 2002, the program is based on a $12 per capita grant. Overall, the State provides about 40 percent of the minimum program and the counties provide 60 percent. However, the State/local share of the minimum program varies from county to county depending on local wealth. In fiscal 2002, State library formula aid will total $26 million, an increase of $1.1 million. In addition, the State pays the employer's share of retirement costs for eligible library employees. These payments decreased by $653,000 in fiscal 2002, due to a 14.6 percent decrease in the employer contribution rate.

The General Assembly approved legislation at the 1999 session that established a funding formula for the State Library Resource Center requiring the State to contribute a larger share of the center's funding. In 2000, legislation was enacted that altered the calculation of the State funding formula for regional resource centers. State funding for the resource centers total $11 million in fiscal 2002, an increase of $2.6 million.

Community Colleges

Total State funding for community colleges increases by $14.9 million for fiscal 2002. Local community colleges will receive $151.1 million through the State's funding formula. The formula increase reflects a slight decline in student enrollment and a 13.5 percent increase in the per student grant amount. The per student grant amount is based on 25 percent of the fiscal 2001 State aid per student at selected four-year public colleges. Local community colleges will receive $14.7 million in special categorical grants, including the small college grant, English for Speakers of Other Languages (ESOL) grant, statewide programs, optional retirement grant, and the innovative partnership for technology grant. State paid retirement expenditures decrease by $2 million in fiscal 2002.

Local Health Programs

State aid for local health departments total $56.9 million in fiscal 2002, reflecting a $4.7 million or 9 percent increase. This increase includes a cost-of-living adjustment for eligible employees of local health departments and the statutorily required increase based on population and inflation.

General Government Assistance

The State provides grants to counties and municipalities for various governmental functions, including public safety, transportation, and recreation. In addition, the disparity grant program targets aid to low income wealth jurisdictions. Overall, general government assistance will increase by $41.1 million in fiscal 2002, a 6.2 percent increase.

Police Aid Grants: Maryland's counties and municipalities receive grants for police protection through the police aid formula. The police aid formula allocates funds on a per capita basis, and jurisdictions with higher population density receive greater per capita grants. Municipalities receive additional grants based on the number of sworn officers. Police aid grants in fiscal 2002 total $60.4 million, a $606,300 or 1 percent increase over fiscal 2001.

Public Safety Grants: The State budget includes $1.7 million for the Baltimore City State's Attorney's Office to improve the prosecution of gun offenses and repeat violent offenders and to expand the homicide division and $400,000 for the Baltimore City Circuit Court to develop a master plan for the city's courthouses. In addition, $200,000 is provided to local law enforcement agencies for domestic violence units. Funding for 911 grants decrease by $202,000 in fiscal 2002. Other public safety grants did not change.

Vehicle Theft Prevention Program: This program provides grants to law enforcement agencies, prosecutors' offices, local governments, and community organizations for the purpose of establishing vehicle theft prevention, deterrence, and educational programs. Funds are also used to enhance the prosecution and adjudication of vehicle theft crimes. Funding for the program is provided through the Vehicle Theft Prevention Fund, a non-lapsing dedicated fund that was receiving up to $2 million a year from penalties collected for lapse or terminated insurance coverage. Additional funds are received from inspection fees collected for salvaged vehicle verification. **HB 309 (Ch. 568)** redirects $2 million in lapsed insurance penalty revenues from the Vehicle Theft Prevention Fund to the Transportation Trust Fund. Accordingly, funding for this program will total $600,000 in fiscal 2002.

Fire, Rescue, and Ambulance Services: The State provides formula grants to the counties, Baltimore City, and qualifying municipalities for local and volunteer fire, rescue, and ambulance services. The grants are for equipment and renovations, not operating costs. The program is funded from the Maryland Emergency Medical System Operations Fund (MEMSOF). The grant level for the program is reduced to $7.5 million in the fiscal 2002 budget; however, budget bill language indicates that $2.5 million in funding can be restored if legislation increasing MEMSOF revenues is enacted. With the enactment of **SB 292 (Ch. 33)** which raises the vehicle registration fees supporting MEMSOF, it is assumed that funding for the fire and rescue grant will be $10 million in fiscal 2002.

Program Open Space Grants: Under the Program Open Space program, the State provides grants to the counties and Baltimore City for land acquisition and the development of park and recreation facilities. State property transfer tax revenues fund Program Open Space and related programs. In fiscal 2002, Program Open Space funding totals $44 million, which includes a $1.5 million special grant for Baltimore City. This reflects a $6.9 million or 15.6 percent increase over fiscal 2001 funding levels.

Transportation: The State shares receipts from motor fuel taxes, vehicle excise (titling) taxes, registration fees, and corporate income taxes with local governments for the purpose of constructing and maintaining transportation facilities across the State. Counties, municipalities, and Baltimore City receive 30 percent of these "highway user"

revenues. The Maryland Department of Transportation projects a modest increase in these grants in fiscal 2002 ($6.6 million) based on estimated tax revenues.

Disparity Grant: The disparity grant, which provides funding to counties whose per capita local income tax revenues is less than 75 percent of the statewide average, increases by $7.7 million in fiscal 2002. The nine jurisdictions receiving a disparity grant in fiscal 2002 are Allegany, Caroline, Dorchester, Garrett, Prince George's, Somerset, Washington, and Wicomico counties and Baltimore City.

Electric Utility Grant: Ten counties and Baltimore City receive an electricity generating equipment property tax grant which partially offsets lost local revenues resulting from the electric and gas utility tax reform passed in the 1999 session. The grants are phased in over two years beginning with fiscal 2001 and will total $30.6 million in fiscal 2002.

Horse Racing Impact Aid: The Racing Act of 2000 authorizes the State to use uncashed pari-mutuel tickets to fund the Maryland Racing Facility Redevelopment Fund. This is the same revenue source used to fund horse racing impact aid. Accordingly, horse racing impact aid would have decreased by $436,000 in fiscal 2002, a 33 percent decrease. **HB 908 (Ch. 512)** restores the horse racing impact aid by requiring that lottery revenues be distributed to the Horse Racing Special Fund when payments are made to the Racing Facility Redevelopment Bond Fund pursuant to the Racing Act of 2000. The legislation will ensure that horse racing impact aid will be fully funded in fiscal 2002 at approximately $1.3 million.

Special Enhancements for Fiscal 2002: The State budget includes $2.1 million to local governments to assist in the implementation of a standard statewide voting technology system contingent upon the enactment of **HB 1457 (Ch. 564)**. This legislation requires the State Board of Elections, in consultation with local election boards, to select a uniform statewide voting system for polling places and absentee voting. The estimated cost to purchase a statewide system would total approximately $37 million. In addition, $100,000 is provided to the Town of Sykesville (Carroll County) for development expenses of the Warfield Complex Historic Site.

State Mandates on Local Governments

Eleven State mandates were imposed on local governments during the 2001 legislative session. The mandates involved collective bargaining, criminal procedure, elections, fire protection, law enforcement, regional planning, and waste disposal.

Summary of State Mandates*

Collective Bargaining	3
Criminal Procedure	1
Elections	2
Fire Protection	1
Law Enforcement	1
Regional Planning	2
Waste Disposal	1
Total	11

***Mandate** is defined as a directive in a bill requiring a local government unit to perform a task or assume a responsibility that has a discernable fiscal impact on the local government unit (*Maryland Annotated Code*, State Government Article, § 2-1501(c)). In the following section, legislation that imposes a State mandate is appropriately marked.

Legislation Affecting Local Government Revenues

Bill #	Title	Revenue Effect	Mandate
Legislation Affecting All/Multiple Local Jurisdictions			
SB 4/ HB 338	Drunk and Drugged Driving - Evidence - Refusal to Submit to Test for Alcohol, Drugs, or Controlled Dangerous Substances (Ch. 1/2)	Increase in fine revenue.	
SB 11	Trader's Licenses - Exception for Exhibitors at Antique, Coin, or Collector Shows (Ch. 112)	Minimal decrease in fee revenue.	
SB 18	Recordation and Transfer Tax - Transfer from Real Estate Enterprise to Limited Liability Company (Ch. 573)	Potential decrease in recordation and transfer tax revenue.	
SB 27	Vehicle Laws - Registration Plates - Transfer into an Inter Vivos Trust (Ch. 113)	Revenues will decrease by approximately $400 in FY 2001 and by $4,500 annually thereafter.	
SB 41	Education - Adult External High School Program (Ch. 115)	Eligible local school systems and local community colleges will continue to receive funding for their adult external high school diploma programs through FY 2006.	
SB 57	Vehicle Laws - Transfers - Continued Use of Registration Plates (Ch. 120)	Revenues will decrease by approximately $3,300 in FY 2002 and $4,500 annually thereafter.	
SB 64	State Aid for Public Education - Schools for Success - Extension of Sunset (Ch. 352)	Eligible local school systems will continue to receive challenge grants through FY 2007.	
SB 79	Telephone Solicitation - Caller Identification Blocking (Ch. 576)	Potential increase in fine revenue due to the bill's penalty provisions.	

Legislation Affecting Local Government Revenues

Bill #	Title	Revenue Effect	Mandate
SB 108/ HB 3	Alcohol Concentration - "0.08" (Ch. 4/5)	Increase in fine revenue.	
SB 173	Estates and Trusts - Intestate Succession - Abandonment or Failure to Support Minor Child (Ch. 582)	Potential minimal increase in revenues to local boards of education.	
SB 191/ HB 106	Motor Homes and Travel Trailers - Vehicle Excise Tax - Definitions (Ch. 361/362)	Potentially significant loss of highway revenues (at least $88,272 annually) through FY 2004.	
SB 221	State Retirement and Pension System - Redeployment of Retirees (Ch. 733)	Potential increase in pension contributions if employees retire sooner than expected.	
SB 224	Public Safety Officer Survivor Benefits - Income Tax Subtraction Modification (Ch. 584)	Revenues will decrease depending on the total State subtraction taken.	
SB 232	Maryland Research and Development Tax Credit - Addition Modification for Corporations (Ch. 364)	Revenues will increase by $31,500 in FY 2002.	
SB 251	Property Tax Credits - Electricity Generation Facilities - Effect on State Aid (Ch. 367)	State education aid will increase for a local school system in a county granting an electricity generation tax credit. State education aid to all other local school systems will decrease, in the aggregate, by the same amount.	
SB 288	Creation of a State Debt - Aging School Program - Qualified Zone Academy Bonds (Ch. 139)	Local school systems will receive up to $8.27 million in funding for school improvement and maintenance of public school buildings.	

Legislation Affecting Local Government Revenues

Bill #	Title	Revenue Effect	Mandate
SB 387/ HB 427	Maryland Technology Development Corporation - Maryland Technology Incubator Program (Ch. 597/598)	Potentially significant increase in revenues for local governments that receive grants for incubator programs.	
SB 431/ HB 948	Partial-Year Property Taxation - Newly Annexed Properties Within Municipal Corporations (Ch. 150/151)	Minimal increase in property taxes for municipal corporations and potential minimal increase in fees for counties that process municipal property taxes.	
SB 453	Governor's Office of Crime Control and Prevention - Law Enforcement Equipment Fund (Ch. 603)	Local law enforcement units could receive significant new revenues to meet equipment shortfalls.	
SB 523/ HB 1109	Heritage Structure Rehabilitation Tax Credit (Ch. 160/161)	Revenues will decrease to the extent credits are taken against the corporate income tax.	
SB 535	Department of Aging - Innovations in Aging Services Program (Ch. 394)	Local governments may be eligible to apply for program funds.	
SB 552	Eastern Shore Home Rule Counties - Juvenile Curfew Ordinance (Ch. 398)	Minimal increase in fine revenue.	
SB 586	Smart Growth - Arts and Entertainment Districts (Ch. 608)	Potential revenue decrease due to subtraction modification against the State income tax.	
SB 613	Tax Credit for Employer-Established Paid Work-Based Learning Programs (Ch. 611)	Revenues will decrease to the extent credits are taken against the corporate income tax.	
SB 617/ HB 9	Maryland Tourism Development Board and Fund (Ch. 612/613)	Revenues will increase to the extent that increased funds for the tourism board increases partnerships between the State and local jurisdictions.	

Legislation Affecting Local Government Revenues

Bill #	Title	Revenue Effect	Mandate
SB 719	Education Finance, Equity, and Excellence Act of 2001 (Ch. 420)	Local school systems will continue to receive $252.6 million in State aid in FY 2003 that would have terminated after FY 2002.	
SB 745	Income Tax Credit for Green Buildings (Ch. 620)	Revenues will decrease to the extent credits are taken against the corporate income tax.	
SB 850/ HB 1095	Income Tax - Subtraction Modification for Volunteer Fire, Rescue, and Emergency Medical Services Personnel - Ladies' Auxiliary (Ch. 436/437)	Revenues will decrease by $63,500 in FY 2002 and by similar amounts thereafter.	
HB 3/ SB 108	See entry for SB 108.		
HB 8	Income Tax Credit for Green Buildings (Ch. 621)	Revenues will decrease to the extent that credits are taken against the corporate income tax.	
HB 9/ SB 617	See entry for SB 617.		
HB 11	Income Tax - Single Sales Factor Apportionment for Manufacturing Corporations (Ch. 633)	Potential change in local government revenues depending on the overall State impact.	
HB 19	Income Tax - Subtraction Modification - Police Auxiliary or Reserve Volunteer (Ch. 634)	Revenues will decrease by $11,500 in FY 2002. Future year losses will increase by 2% annually.	
HB 20	Family Law - Marriage License Fee - Premarital Preparation Course (Ch. 635)	Potential minimal decrease in fee revenue.	

Legislation Affecting Local Government Revenues

Bill #	Title	Revenue Effect	Mandate
HB 37	Crimes - Controlled Dangerous Substance Analogues (Ch. 441)	Potential minimal increase in revenues due to existing penalty provisions applicable to offenses involving Schedule I drugs.	
HB 53	Education - Maryland Educational Opportunity Summer Pilot Program - Establishment (Ch. 183)	State aid to Baltimore and Prince George's counties will increase by approximately $380 for each student served by the pilot program.	
HB 106/ SB 191	See entry for SB 191.		
HB 131	Maryland Agricultural Land Preservation Program - Inclusion of Smaller Farms (Ch. 642)	Potential decrease in property tax revenues in some counties that offer tax credits for the establishment of agricultural districts.	
HB 192	Crimes - Drugs - 3, 4-Methylenedioxymethamphetamine (MDMA) - Penalties (Ch. 449)	Potential increase in fine revenue.	
HB 207	Department of Housing and Community Development - Financing for Demolition and Lot Consolidation (Ch. 57)	Increase in revenues to the extent that the bill aids community revitalization.	
HB 301	"Smart Growth" and Neighborhood Conservation - Community Legacy Program (Ch. 567)	Potentially significant increase in revenues for local jurisdictions with qualifying projects.	
HB 305	Bulletproof Body Armor - Prohibitions (Ch. 108)	Potential minimal increase in revenues due to penalty provisions and the shift in jurisdiction of some cases from the District Court to the circuit courts.	

Legislation Affecting Local Government Revenues

Bill #	Title	Revenue Effect	Mandate
HB 334	Maryland Transportation Authority - Vehicle Parking Facilities (Ch. 569)	Revenues will increase, perhaps significantly, depending on the number and scale of parking facilities that MdTA helps finance.	
HB 338/ SB 4	See entry for SB 4.		
HB 401	Education - In-State Residency Requirement - Waiver (Ch. 472)	Minimal decrease in community college revenue.	
HB 427/ SB 387	See entry for SB 387.		
HB 481	Scrap Tires - Disposal - Penalties (Ch. 82)	Potential increase in fine revenue.	
HB 681	Income Tax - Credit for Preservation and Conservation Easements (Ch. 676)	Revenues will increase because individuals who claim the tax credit can no longer claim an itemized deduction for the amount of any preservation or conservation easement.	
HB 696	Boat Excise Tax - Fair Market Value - Repeal of Sunset (Ch. 258)	Any change in revenues that can be attributed to the current trade-in provision will continue.	
HB 697	Baltimore City and the City of Annapolis Parking Authorities - Residential - Parking Permits (Ch. 494)	Potential revenue increase for Baltimore City and City of Annapolis from residential parking permit fees.	
HB 702	Community Attendant Services and Supports Program (Ch. 495)	Local government agencies may be eligible for payment as service providers.	

Legislation Affecting Local Government Revenues

Bill #	Title	Revenue Effect	Mandate
HB 717	Transportation - Bicycle and Pedestrian Safety (Ch. 678)	Potential revenue increase from State grants for pedestrian safety programs.	
HB 771	Waterway Improvement Fund - Public Boating Construction Projects - Financing (Ch. 271)	Potential increase in revenues of up to $50,000 annually for some local jurisdictions and up to $25,000 annually for others.	
HB 773	Vehicle Laws - Registration Plate Covers - Distorting Characters of Vehicle Registration Plate (Ch. 501)	Potential minimal increase in fine revenue.	
HB 828	Tax Amnesty Program (Ch. 275)	Revenues will total $14.9 million in FY 2002. Specified county boards of education will receive a special fund distribution of $8 million. Revenues could also increase by as much as $11.0 million as a result of funds being distributed from the State special fund for fire and rescue capital projects.	
HB 850	Family Law - International Child Abduction (Ch. 505)	Potential minimal increase in fine revenue.	
HB 892	Department of Juvenile Justice - Summer Opportunity Pilot Program - Establishment (Ch. 691)	Local school revenues will increase due to provision of State funding for summer opportunity program.	
HB 908	Horse Racing - Special Fund - Use of Lottery Funds (Ch. 512)	Revenues will increase by $436,000 in FY 2002.	
HB 948/ SB 431	See entry for SB 431.		

Legislation Affecting Local Government Revenues

Bill #	Title	Revenue Effect	Mandate
HB 952	Recordation Tax and State and Local Transfer Taxes - First-Time Maryland Home Buyers (Ch. 287)	Potential minimal decrease in county transfer tax revenue.	
HB 1066	Soil Conservation Districts - Sediment and Erosion Control - Inspection Fees (Ch. 97)	Potential revenue increase if inspection fees are established.	
HB 1087	Tri-County Council for the Lower Eastern Shore of Maryland (Ch. 527)	Creation of a regional council makes the region eligible for federal funds for planning and economic development purposes.	
HB 1088	Mid-Shore Regional Council (Ch. 528)	Creation of a regional council makes the region eligible for federal funds for planning and economic development purposes.	
HB 1095/ SB 850	See entry for SB 850.		
HB 1109/ SB 523	See entry for SB 523.		
HB 1122	Property Tax - Surviving Spouse of Active Military Who Died in Line of Duty (Ch. 531)	Property tax revenues could decrease by approximately $160,000 annually.	
HB 1155	Enterprise Zones - Tax Credits (Ch. 305)	Minimal revenue loss ($8,000 annually) to the extent that credits are claimed against the corporate income tax. Potential revenue gain to the extent that the tax credit increases economic development.	
HB 1379	Department of Natural Resources - Maryland GreenPrint Program (Ch. 570)	Potentially significant increase in local grants for the acquisition of real property interests in the network.	

Legislation Affecting Local Government Revenues

Bill #	Title	Revenue Effect	Mandate
Legislation Affecting Local Governments by Subdivision			
Allegany County			
HB 431	Allegany County - Water and Sewerage Systems - Benefit Assessments and Connection Charges (Ch. 78)	Revenues could increase, which would offset any capital improvement costs.	
HB 750	Allegany County - Property Tax Credit - Commercial and Industrial Parks (Ch. 266)	Potential decrease in property tax revenue for Allegany County and its municipalities. Potential increase in revenues from economic development.	
HB 1401	Canal Place Preservation and Development Authority (Ch. 556)	Potential increase in revenues from increased tourism.	
Anne Arundel County			
SB 390	City of Annapolis - Alcoholic Beverages - Wine Festival License (Ch. 383)	City of Annapolis revenues will increase depending on the license fee set by the board and the number of licenses issued.	
SB 880	Anne Arundel and Calvert Counties - Stormwater Management Facilities (Ch. 337)	Potential decrease in tax revenues should proposed developments be prohibited or delayed as a result of the bill.	
Baltimore City			
SB 450	Baltimore City - Hotel Room Tax - Convention Center Promotion (Ch. 387)	Baltimore City could increase its hotel room tax beyond the current rate of 7.5%.	

Legislation Affecting Local Government Revenues

Bill #	Title	Revenue Effect	Mandate
SB 520	Baltimore City - Industrial Growth - Condemnation (Ch. 36)	Revenues could increase due to the sale of land and properties taken by condemnation to developers or investors.	
SB 548	Baltimore City - Alcoholic Beverages - Reopening of Licensed Premises (Ch. 397)	Revenues could decrease minimally if licenses are terminated.	
SB 733	Baltimore City Charter Amendment - General Powers - Tax Increment Financing (Ch. 170)	Potentially significant revenue increase from economic development.	
SB 805	Baltimore City - Special Tax Districts (Ch. 626)	Revenues from bond proceeds will increase. Potential revenue increase from economic development. Debt service expenditures and special taxing district revenues will increase by equal amounts.	
Calvert County			
HB 471	Calvert County - County Commissioners - Building Excise Tax (Ch. 232)	Excise tax revenue will replace current impact fee revenue. Minimal net revenue change.	
HB 489	Calvert County - Public Facilities Bonds (Ch. 236)	The county is authorized to issue up to $34,925,000 in bonds for capital projects.	
Caroline County			
HB 741	Caroline County - Alcoholic Beverages - Beer and Wine Tasting and Sampling (Ch. 499)	Revenues will increase by $50 for each Class BWTS license issued.	

Legislation Affecting Local Government Revenues

Bill #	Title	Revenue Effect	Mandate
Carroll County			
SB 538	Carroll County - Public Facilities Bonds (Ch. 605)	The county is authorized to issue up to $11.5 million in bonds for capital projects.	
SB 842	Carroll County - Bond Authorization - Carroll County General Hospital, Inc. (Ch. 435)	The county is authorized to issue up to $20 million in bonds for capital projects.	
Cecil County			
SB 110	Cecil County - Winding Brook Special Taxing District (Ch. 22)	Revenues (and expenditures) could increase by approximately $42,000 annually.	
SB 345	Cecil County - Board of Electrical Examiners - Appointment and Licensing Fees and Requirements (Ch. 144)	License fee revenue could increase by $10,500 annually.	
HB 333	Cecil County - Public Facilities Bonds (Ch. 464)	The county is authorized to issue up to $10 million in bonds for capital projects.	
Charles County			
HB 158	Charles County - Alcoholic Beverages - Class B Licenses (Ch. 444)	Revenues will increase by $235 for each license application and $300 for each license issued or renewed.	
HB 345	Charles County - Alcoholic Beverages - Class B Bed and Breakfast License (Ch. 467)	Revenues could increase by $150 in FY 2002.	
HB 349	Charles County - Alcoholic Beverages - Public Golf Courses (Ch. 69)	Revenues could increase by $1,200 in FY 2001 and by $9,000 annually thereafter.	

Legislation Affecting Local Government Revenues

Bill #	Title	Revenue Effect	Mandate
HB 352	Charles County - Public Facilities Bonds (Ch. 71)	The county is authorized to issue up to $37.7 million in bonds for capital projects.	
HB 1285	Charles County - Tobacco Barns (Ch. 319)	Potential minimal decrease in property tax revenue.	
Dorchester County			
HB 572	Port of Cambridge - Operation and Maintenance by Maryland Port Administration - Jurisdiction (Ch. 668)	Potential revenue increase for City of Cambridge to the extent that the port increases economic development if the MPA sells it to a private developer.	
HB 1046	Dorchester County - Public School Capital Improvement Bonds (Ch. 96)	The county is authorized to issue up to $2.5 million in bonds for capital projects.	
Frederick County			
HB 260	Frederick County - Public Facilities Bonds (Ch. 208)	The county is authorized to issue up to $43 million in bonds for capital projects.	
HB 596	Frederick County - Alcoholic Beverages - Caterer's License (Ch. 87)	Revenues will increase by $1,500 for each caterer's license issued.	
HB 879	Frederick County - County Commissioners - Building Excise Tax (Ch. 690)	The county anticipates collecting approximately $2.5 million in excise taxes annually.	
HB 1300	Frederick County - Alcoholic Beverages - Class C (Golf and Country Club) Licenses (Ch. 552)	Revenues will increase by $1,500 annually for each Class C (golf and country club) license issued.	
HB 1301	Frederick County - Community Development Authorities (Ch. 719)	Revenues could increase, which would offset costs of infrastructure projects.	

Legislation Affecting Local Government Revenues

Bill #	Title	Revenue Effect	Mandate
Garrett County			
HB 199	Garrett County - Garrett County Health Center Bond (Ch. 450)	The county is authorized to issue up to $3.5 million in bonds in FY 2001.	
HB 370	Garrett County - Alcoholic Beverages - Wine Festival License (Ch. 72)	Revenues will increase by $100 for each license issued.	
HB 372	Garrett County - Property Tax Credit - Garrett County, Maryland, Community Action Committee, Inc. (Ch. 217)	Property tax revenues could decrease by $62,800 annually.	
HB 761	Garrett County - Town of Oakland - B&O Railroad Station Loan of 1999 (Ch. 90)	The Town of Oakland may use loan funds for expanded purposes.	
Harford County			
HB 210	Harford County - Admissions and Amusement Tax - Entertainment Businesses (Ch. 647)	Revenues could decrease by $375,000 annually.	
HB 214	Harford County - Municipal Property Tax - Tax Credits for Members of Volunteer Fire Companies and Ambulance Companies (Ch. 452)	Property tax revenue could decrease for municipal corporations.	
HB 217	Harford County - Alcoholic Beverages - Stadium Beer and Light Wine License (Ch. 454)	Revenues will increase by $5,000 for each stadium beer and light wine license issued.	

Legislation Affecting Local Government Revenues

Bill #	Title	Revenue Effect	Mandate
HB 575	Harford County - Alcoholic Beverages - Class D Licenses (Ch. 84)	Revenues will increase by $3,000 for each seven-day (on-sale) Class D license issued, by $4,000 for each seven-day (on- and off-sale) Class D license issued, and by $500 for each Class B license changed to a Class D license. Revenues will decrease by a prorated amount for each Class B license surrendered.	
HB 607	Harford County - Alcoholic Beverages - Class BDR (Deluxe Restaurant) Licenses (Ch. 488)	Revenues will increase by $5,000 annually for each Class BDR license issued and by $500 for each initial application.	
Howard County			
HB 138	Howard County - Alcoholic Beverages - Wine Tasting License (Ho. Co. 1-01) (Ch. 50)	Annual fee revenue of $20,000 will continue beyond September 30, 2001.	
HB 1348	Maryland Food Center Authority (Ch. 324)	Potential increase in tax revenue from increased economic activity associated with the Maryland Food Center.	
Montgomery County			
SB 166	Income Tax - Earned Income Credit (Ch. 581)	Revenues will decrease by $440,000 in FY 2002 and by $2.7 million in FY 2006.	
HB 161	Montgomery County - Long Branch Community Facilities Loan of 1999 (Ch. 195)	Montgomery County becomes the grantee and thus will receive the $100,000 grant and have to provide the required match.	

Legislation Affecting Local Government Revenues

Bill #	Title	Revenue Effect	Mandate
HB 808	Montgomery County - Alcoholic Beverages - Class B License Fees (MC 104-01) (Ch. 91)	Revenues would have decreased by $158,000 annually beginning in FY 2001 if this legislation had not been enacted.	
HB 840	Montgomery County - Property Tax Sales - High-Bid Premiums for Group and Sealed Bid Sales (MC 108-01) (Ch. 688)	Potential revenue reduction of $100,000.	
Prince George's County			
HB 1154	Prince George's County - Waste Transfer Station - Distance from Bowie State University (PG 410-01) (Ch. 304)	Meaningful decrease in solid waste disposal revenue.	X
HB 1191	Prince George's County - Property Tax Credit - George Washington House (PG 401-01) (Ch. 538)	Assuming the county grants a 100% credit, property tax revenues will decrease by $2,600 annually.	
HB 1197	Prince George's County - Transfer Tax (PG 408-01) (Ch. 540)	Transfer tax revenue will decrease by $131,000 annually.	
HB 1233	Prince George's County - Property Tax Credit - Crescent Cities Charities, Incorporated (PG 400-01) (Ch. 548)	Assuming the county grants a 100% credit, property tax revenues will decrease by $21,100 annually.	
St. Mary's County			
HB 112	St. Mary's County - Capital Revolving Financial Fund for Fire Fighting Equipment and Facilities (Ch. 46)	Revenues could increase by $1 million in FY 2002 assuming a $1 million bond issuance.	

Legislation Affecting Local Government Revenues

Bill #	Title	Revenue Effect	Mandate
HB 613	St. Mary's County - Public Facilities Bonds (Ch. 489)	The county is authorized to issue up to $20 million in bonds for capital projects.	
HB 897	St. Mary's County - Hospital Bonds (Ch. 509)	The county is authorized to issue up to $20 million in bonds for capital projects.	
Washington County			
HB 584	Washington County - Property Tax - Credits (Ch. 245)	Assuming the county grants a 100% credit, property tax revenues could decrease by $425,400 annually. Property tax revenues could also decrease for municipalities.	
Washington Suburban Sanitary Commission			
HB 890	Washington Suburban Sanitary Commission - Contracting Authority - Revenue Bonds (MC/PG 109-01) (Ch. 508)	WSSC revenues could increase by $300,000 in FY 2002 exclusive of revenue bond income.	
Wicomico County			
HB 1081	Wicomico County - Alcoholic Beverages - Hotel License Fees (Ch. 523)	License fee revenue will increase by $330 annually.	
HB 1083	Wicomico County - Alcoholic Beverages - License Renewal Fee (Ch. 524)	License fee revenue will increase by $2,500 annually.	
HB 1084	Wicomico County - Alcoholic Beverages - Restaurant License Fee (Ch. 525)	License fee revenue will increase by $11,200 annually.	
HB 1436	Wicomico County - Refunds of Local Transfer Tax (Ch. 562)	Potential refund of $480,000 in transfer tax revenue.	

Legislation Affecting Local Government Expenditures

Bill #	Title	Expenditure Effect	Mandate
Legislation Affecting All/Multiple Local Jurisdictions			
SB 4/ HB 338	Drunk and Drugged Driving - Evidence - Refusal to Submit to Test for Alcohol, Drugs, or Controlled Dangerous Substances (Ch. 1/2)	Incarceration expenditures will increase to the extent that more people are convicted of drunk or drugged driving-related offenses.	
SB 16	Drinking Water - Administrative Penalty Authority (Ch. 572)	Potential minimal increase in penalty payments.	
SB 35	Child Passenger Safety Technicians and Sponsoring Organizations - Qualified Immunity from Civil Liability (Ch. 574)	Liability limitation.	
SB 100/ HB 190	Health Insurance - Colorectal Cancer Screening - Coverage (Ch. 127/128)	Local jurisdiction expenditures for employee health benefits will increase if carriers raise their premiums.	
SB 108/ HB 3	Alcohol Concentration - "0.08" (Ch. 4/5)	Incarceration expenditures will increase depending on number of additional convictions.	
SB 129	Education - Teachers - Aid for Certification Program (Ch. 578)	Local school expenditures will increase by $766 for each teacher over 300 who is selected to pursue national certification.	
SB 208/ HB 303	Law Enforcement Officers - Vehicle Laws - Race-Based Traffic Stops (Ch. 342/343)	Varying expenditure increases depending on the need for additional personnel or one-time equipment purchases.	X
SB 221	State Retirement and Pension System - Reemployment of Retirees (Ch. 733)	Counties that participate in the State Retirement and Pension System, as well as all local boards of education, could experience reduced recruiting and training costs due to the easing of the reemployment restrictions.	

Legislation Affecting Local Government Expenditures

Bill #	Title	Expenditure Effect	Mandate
SB 222	Retirement and Pensions - Funding - Accrued Liability (Ch. 583)	For local governments that participate in the State Retirement and Pensions System, indeterminate impact on employer pension contribution rate due to actuarial changes.	
SB 247	Retirement and Pensions - Withdrawing Participating Governmental Units - Return of Assets and Liabilities (Ch. 586)	Pension assets transferred to a local government upon withdrawal from the State Retirement and Pension System will increase, while annual pension contributions by the remaining local governments will increase correspondingly.	
SB 322	Circuit Courts - Court Administrators - Seventh Judicial Circuit (Ch. 142)	Personnel expenditures will increase for Prince George's, Charles, Calvert, and St. Mary's counties.	
SB 379	Fraud - Telecommunication Service Providers (Ch. 596)	Minimal increase in expenditures due to penalty provisions.	
SB 387/ HB 427	Maryland Technology Development Corporation - Maryland Technology Incubator Program (Ch. 597/598)	Potential increase in expenditures to the extent that local governments must provide matching grants to participate in the incubator program.	
SB 431/ HB 948	Partial-Year Property Taxation - Newly Annexed Properties Within Municipal Corporations (Ch. 150/151)	Municipal expenditures could minimally increase if a county processes property tax billings and charges the municipality a fee.	
SB 489	Sheriff's Office Liability - Apportionment of State and County Responsibility (Ch. 735)	Expenditures could decrease to the extent that counties pay fewer settlements and judgements against sheriffs, deputy sheriffs, and employees of a sheriff's office.	

Legislation Affecting Local Government Expenditures

Bill #	Title	Expenditure Effect	Mandate
SB 522/ HB 675	Health Insurance - Treatment of Morbid Obesity (Ch. 736/493)	Expenditures for employee health benefits could increase if carriers raise their premiums.	
SB 580	Vehicle Laws - Forest Products - Axle Load Limit Tolerance (Ch. 404)	Minimal increase in local expenditures to the extent that some roads under local authority may require more repair.	
SB 652	Controlled Dangerous Substance Testing for Job Applicants - Preliminary Screenings (Ch. 615)	Expenditures for employee drug testing could decrease.	
SB 660	Juvenile Causes (Ch. 415)	Potential decrease in local match expenditures for the CASA program.	
SB 686	Health Insurance Benefit Cards, Prescription Benefit Cards, or Other Technology (Ch. 416)	Expenditures for employee health benefits could increase if carriers raise their premiums.	
SB 690	Municipal Corporations - Charter Amendment Resolutions - Effectiveness (Ch. 417)	Municipalities may avoid legal costs for documents that were not properly registered.	
SB 694	Criminal Procedure - DNA Evidence - Postconviction Review (Ch. 418)	Significant increases in storage space expenditures for local law enforcement agencies.	X
SB 728	Health Maintenance Organizations - Reimbursement of Noncontracting Providers for Services Rendered to Trauma Patients at Designated Trauma Centers (Ch. 423)	Expenditures for employee health benefits could increase if carriers raise their premiums.	
SB 740	Election Law - Statewide Voter Registration - Provisional Ballots (Ch. 424)	Significant increase in expenditures beginning in FY 2003 to provide provisional ballots for each election.	X

Legislation Affecting Local Government Expenditures

Bill #	Title	Expenditure Effect	Mandate
SB 779	Fireworks - Sparklers and Sparkling Devices (Ch. 171)	Potential minimal increase in expenditures due to penalty provisions.	
HB 3/ SB 108	See entry for SB 108.		
HB 15	Nonprofit Health Entity Accountability (Ch. 178)	Expenditures for employee health benefits could increase in FY 2004 if CareFirst increases its premiums.	
HB 37	Crimes - Controlled Dangerous Substance Analogues (Ch. 441)	Potential minimal increase in expenditures due to existing penalty provisions applicable to offenses involving Schedule I drugs.	
HB 53	Education - Maryland Educational Opportunity Summer Pilot Program - Establishment (Ch. 183)	Local school expenditures in Baltimore and Prince George's counties will increase by approximately $380 for each student served by the pilot program. The State will cover the entire cost of the pilot program.	
HB 75	Environment - Mercury and Products that Contain Mercury (Ch. 639)	Potential minimal expenditure increase for mercury substitutes.	
HB 109	Criminal Procedure - Mutual Aid Agreements - Nonemergency Aid (Ch. 188)	Potential minimal increase in expenditures associated with additional mutual aid agreements.	
HB 123	Election Law - Petitions and Questions (Ch. 49)	Potential minimal increase in expenditures for additional printing costs beginning in FY 2003.	
HB 160	Health Insurance - Hearing Aids - Coverage for Children (Ch. 445)	Expenditures for employee health benefits could increase minimally if carriers raise their premiums.	

Legislation Affecting Local Government Expenditures

Bill #	Title	Expenditure Effect	Mandate
HB 190/ SB 100	See entry for SB 100.		
HB 207	Department of Housing and Community Development - Financing for Demolition and Lot Consolidation (Ch. 57)	Potential minimal decrease in demolition and lot consolidation costs.	
HB 208	Grants to Local Economic Development Funds - Matching Funds Requirement (Ch. 201)	Decrease in expenditures for distressed counties no longer required to fully match grant funds for economic development projects.	
HB 303/ SB 208	See entry for SB 208.		
HB 305	Bulletproof Body Armor - Prohibitions (Ch. 108)	Potential minimal increase in expenditures due to penalty provisions.	
HB 334	Maryland Transportation Authority (Ch. 569)	Potential meaningful increase in parking lot or garage construction costs.	
HB 338/ SB 4	See entry for SB 4.		
HB 385	Insurance - Improper Premiums and Charges - Policy Fee Charged by Surplus Lines Brokers (Ch. 218)	Local governments that purchase surplus lines could incur increased costs in obtaining the insurance.	
HB 393	Criminal Procedure - Sex Offender Registration - Retroactive Application (Ch. 221)	Potential minimal increase in expenditures to register additional sex offenders.	

Legislation Affecting Local Government Expenditures

Bill #	Title	Expenditure Effect	Mandate
HB 401	Education - In-State Residency Requirement - Waiver (Ch. 472)	Minimal reduction in local school expenditures.	
HB 415	Alcoholic Beverages - Licenses - Issuance and Transfer (Ch. 475)	Expenditures will increase in some counties to varying degrees depending on each local board of license commissioners' expertise and the extent to which the bills' requirements are already followed.	
HB 420	Reporting of Communicable Diseases (Ch. 223)	Potential expenditure increase for local health departments related to reporting requirements.	
HB 427/ SB 387	See entry for SB 387.		
HB 442	Teachers' Retirement and Pension Systems - Reemployment of Retired Personnel (Ch. 732)	Minimal decrease in recruiting and salary expenditures for local boards of education.	
HB 461	Crimes - Electronic Security Systems - Retail Establishments (Ch. 480)	Minimal increase in expenditures due to applicable penalty provisions.	
HB 464	Business and Economic Development - Maryland Competitive Advantage Financing Fund (Ch. 664)	Potential expenditure decrease to the extent that State loans will supplement or replace the need for local aid to small businesses.	
HB 675/ SB 522	See entry for SB 522.		
HB 701	Property Bondsmen - Requirements (Ch. 259)	Potential minimal increase in incarceration expenditures due to penalty provision.	

Legislation Affecting Local Government Expenditures

Bill #	Title	Expenditure Effect	Mandate
HB 716	Circuit Courts - Funding of Law Clerks (Ch. 677)	Local government expenditures for law clerks will decrease by an aggregate total of approximately $5.4 million in FY 2003, while local expenditures for circuit court and related public safety purposes will increase by an equal amount, for a zero net fiscal impact.	
HB 771	Waterway Improvement Fund - Public Boating Construction Projects - Financing (Ch. 271)	Potential decrease in expenditures of up to $25,000 annually for some local jurisdictions.	
HB 850	Family Law - International Child Abduction (Ch. 505)	Potential minimal increase or decrease in incarceration expenditures.	
HB 892	Department of Juvenile Justice - Summer Opportunity Pilot Program - Establishment (Ch. 691)	Local school expenditures will increase from FY 2002 to FY 2004, offset by increased revenues from State.	
HB 942	Local Government Tort Claims Act - Limits on Liability (Ch. 286)	Potentially significant reduction in litigation/liability insurance expenditures.	
HB 948/ SB 431	See entry for SB 431.		
HB 1066	Soil Conservation Districts - Sediment and Erosion Control - Inspection Fees (Ch. 97)	Potential increase in expenditures for soil conservation districts that choose to enter into agreements with MDE.	
HB 1087	Tri-County Council for the Lower Eastern Shore of Maryland (Ch. 527)	Somerset, Wicomico, and Worcester counties' expenditures will increase by $10,000 annually for operational support of the Tri-County Council for the Lower Eastern Shore of Maryland.	X

Legislation Affecting Local Government Expenditures

Bill #	Title	Expenditure Effect	Mandate
HB 1088	Mid-Shore Regional Council (Ch. 528)	Caroline, Dorchester, and Talbot counties' expenditures will increase by a minimum of $10,000 annually for operational support of the Mid-Shore Regional Council.	X
HB 1163	Environment - Lead Poisoning Prevention (Ch. 707)	If a local health department violates the reporting requirements, it will be subject to administrative penalties.	
HB 1226	Elementary and Secondary Education - Procurement - Competition (Ch. 545)	Potential minimal reduction in local school procurement expenditures.	
HB 1278	Workers' Compensation - Credit Against Payment of Permanent Partial Disability Awards After Appeal (Ch. 714)	Potential minimal decrease in workers' compensation costs to the extent payments are reduced as a result of the bill.	
HB 1457	Election Law - Uniform Statewide Voting Systems (Ch. 564)	Significant increase in expenditures for voting systems.	X

Legislation Affecting Local Government Expenditures

Bill #	Title	Expenditure Effect	Mandate
Legislation Affecting Local Governments by Subdivision			
Allegany County			
HB 426	Allegany County - State Personnel - Child Support Enforcement Administration - Transfer of Personnel (Ch. 660)	Expenditures will decrease by $277,000, of which $65,000 are local expenditures.	
HB 431	Allegany County - Water and Sewerage Systems - Benefit Assessments and Connection Charges (Ch. 78)	Expenditures for improvements to water and sewer systems could increase, but would be offset by revenue proceeds from assessments.	
HB 1401	Canal Place Preservation and Development Authority (Ch. 556)	Potential increase in expenditures to the extent that Allegany County or its municipal corporations provide matching funds for State efforts to promote tourism.	
Anne Arundel County			
HB 1115	Anne Arundel County - Orphans' Court Judges - Salary Increase (Ch. 530)	Expenditures will increase by approximately $6,450 in FY 2003 and $12,900 annually thereafter.	
Baltimore City			
SB 278	Election Law - Baltimore City - Required Notice of Elections by Newspaper Advertisement - Repeal (Ch. 590)	Expenditures will decrease by $30,000 per election starting in FY 2003.	
SB 449	Baltimore City - Payment of Student Transportation Costs - Sunset Extension (Ch. 386)	Baltimore City will continue to use approximately $3.65 million of highway user revenues to subsidize student transportation costs.	

Legislation Affecting Local Government Expenditures

Bill #	Title	Expenditure Effect	Mandate
SB 450	Baltimore City - Hotel Room Tax - Convention Center Promotion (Ch. 387)	Baltimore City's mandatory expenditures for convention center marketing and tourism promotion will continue through FY 2007.	
SB 520	Baltimore City - Industrial Growth - Condemnation (Ch. 36)	Expenditures could increase for costs associated with land acquisition and industrial development projects.	
SB 733	Baltimore City Charter Amendment - General Powers - Tax Increment Financing (Ch. 170)	Potential significant increase in annual debt service expenditures.	
SB 805	Baltimore City - Special Tax Districts (Ch. 626)	Debt service expenditures and special taxing district revenues will increase by equal amounts.	
HB 800	Baltimore City - Tax Sales - Notice (Ch. 502)	Expenditures could decrease by approximately $175,000 annually.	
HB 894	Education - Baltimore City - Public School Construction (Ch. 280)	The amount of local funds required to match State funding for school construction projects will be reduced by approximately $2.6 million, resulting in fewer projects being funded. Baltimore City must provide $12.4 million in local funding for public school construction projects in FY 2002 and FY 2003.	
HB 1357	Baltimore City - Orphans' Court Judges - Pensions (Ch. 555)	Expenditures will increase by approximately $22,000 beginning in FY 2003.	
Calvert County			
HB 489	Calvert County - Public Facilities Bonds (Ch. 236)	Debt service expenditures will increase by an estimated $2,395,000 annually for the next 30 years.	

Legislation Affecting Local Government Expenditures

Bill #	Title	Expenditure Effect	Mandate
HB 490	Calvert County - Public Local Laws - Budget Amendments (Ch. 237)	Expenditures will decrease by a minimal amount due to reduced public hearing costs.	
HB 1222	Calvert County - Task Force to Study the Infrastructure Needs of Private Communities in Calvert County (Ch. 544)	Expenditures will increase to the extent that county staff selected to support the study are required to work overtime.	
Caroline County			
HB 225	Orphans' Court Judges - Caroline County - Salaries (Ch. 204)	Expenditures will increase by approximately $3,000 per year.	
Carroll County			
SB 538	Carroll County - Public Facilities Bonds (Ch. 605)	Debt service expenditures will increase by an estimated $772,000 annually for 30 years.	
SB 747	Carroll County - State's Attorney - Salary Increase (Ch. 622)	Expenditures will increase by approximately $13,600 in FY 2003 and by $23,400 annually beginning in FY 2004.	
SB 753	Carroll County - Sheriff's Salary (Ch. 623)	Expenditures will increase by $3,900 in FY 2003 and $24,200 in FY 2006.	
SB 774	Carroll County - County Commissioners - Salary Increase (Ch. 624)	Expenditures will increase by $25,300 in FY 2003 and by $50,600 annually beginning in FY 2004.	
SB 842	Carroll County - Bond Authorization - Carroll County General Hospital, Inc. (Ch. 435)	Debt service expenditures will increase by an estimated $1,623,000 annually for 20 years, which will be reimbursed by the Carroll County General Hospital.	

Legislation Affecting Local Government Expenditures

Bill #	Title	Expenditure Effect	Mandate
HB 1034	Carroll County - Competitive Bids (Ch. 519)	Advertising cost savings of approximately $15,000 annually.	
Cecil County			
SB 110	Cecil County - Winding Brook Special Taxing District (Ch. 22)	Revenues and expenditures will increase by approximately $42,000 annually.	
SB 111	Cecil County - County Treasurer - Salary (Ch. 23)	Expenditures will increase by $6,500 in FY 2003 and by $13,000 annually beginning in FY 2004.	
HB 333	Cecil County - Public Facilities Bonds (Ch. 464)	Debt service expenditures will increase by an estimated $871,800 annually for 20 years.	
Charles County			
SB 225	Charles County - Highways- Prohibition on Use for Solicitations (Ch. 585)	Potential minimal increase in expenditures to install signs.	
HB 343	Charles County - County Commissioners - Salary (Ch. 66)	Expenditures will increase by approximately $5,800 in FY 2003 and by $29,100 in FY 2007.	
HB 347	Charles County - Salary - County Treasurer (Ch. 68)	Expenditures will increase by $1,200 in FY 2003 and by $5,800 in FY 2007.	
HB 348	Charles County - Salaries - Judges of the Orphans' Court (Ch. 214)	Expenditures will increase by approximately $1,900 per year.	
HB 352	Charles County - Public Facilities Bonds (Ch. 71)	Debt service expenditures will increase by $919,900 in FY 2002 and by $2,531,300 annually beginning in FY 2004 for 25 years.	

Legislation Affecting Local Government Expenditures

Bill #	Title	Expenditure Effect	Mandate
HB 711	Charles County - Board of Education - Salary Increases (Ch. 89)	Expenditures will increase by $2,878 in FY 2003 and by $5,755 annually thereafter.	
HB 1182	Charles County - Office of the Sheriff (Ch. 536)	Expenditures will increase by $14,900 in FY 2003 and by $25,500 annually beginning in FY 2004.	
Dorchester County			
HB 1046	Dorchester County - Public School Capital Improvement Bonds (Ch. 96)	Debt service expenditures will increase by an estimated $171,000 annually for the next 30 years.	
Frederick County			
HB 258	Frederick County - County Treasurer (Ch. 207)	Expenditures will increase by about $4,900 in FY 2003 and by $8,900 in FY 2006.	
HB 260	Frederick County - Public Facilities Bonds (Ch. 208)	Debt service expenditures will increase by $1,783,900 in FY 2002 and by $3,488,600 annually beginning in FY 2004 for 15 years.	
HB 295	Frederick County - Sheriff's Salary (Ch. 211)	Expenditures will increase by $17,500 in FY 2003 and by $35,000 annually beginning in FY 2004.	
HB 720	Frederick County - Supplemental Appropriations (Ch. 261)	Expenditures for debt repayment will increase to the extent that the county commissioners add expenditures to the current fiscal year budget based on anticipated increased revenues.	
HB 1301	Frederick County - Community Development Authorities (Ch. 719)	Expenditures could increase, but would be offset by revenue proceeds from fees or ad valorem or special taxes.	

Legislation Affecting Local Government Expenditures

Bill #	Title	Expenditure Effect	Mandate
Garrett County			
SB 59	Vehicle Laws - Driver Education (Ch. 350)	Minimal decrease in expenditures for driver education.	
HB 199	Garrett County - Garrett County Health Center Bond (Ch. 450)	Debt service expenditures could increase by an estimated $230,000 annually for 30 years.	
HB 391	Garrett County - Office of Treasurer - Repeal (Ch. 220)	Expenditures will increase minimally in FY 2003 due to the Supervisor of Tax Collection being an appointed county employee.	
Harford County			
HB 215	Election Code - Compensation of Election Judges - Harford County (Ch. 453)	Expenditures will increase by $13,500 per election.	
HB 341	Harford County - State's Attorney - Salary (Ch. 465)	Expenditures will increase by $5,700 in FY 2004 and by $11,400 annually beginning in FY 2005.	
HB 354	Harford County - Sheriff - Salary (Ch. 468)	Expenditures will increase by $3,500 in FY 2003 and by $14,200 in FY 2005.	
Howard County			
HB 129	Howard County - Sheriff - Salary (Ho. Co. 5-01) (Ch. 190)	Expenditures will increase by $3,700 in FY 2003 and by $12,200 in FY 2007.	

Legislation Affecting Local Government Expenditures

Bill #	Title	Expenditure Effect	Mandate
Maryland-National Capital Park and Planning Commission			
HB 1103	Maryland-National Capital Park and Planning Commission - Binding Arbitration (MC/PG 116-01) (Ch. 301)	Increase in administrative costs of $9,250 to $35,500 and potential meaningful increase in personnel costs.	X
Montgomery County			
SB 659	Juvenile Court - Montgomery County (Ch. 414)	Expenditures will increase by approximately $696,900 in FY 2002 and $1,167,100 annually thereafter.	
HB 161	Montgomery County - Long Branch Community Facilities Loan of 1999 (Ch. 195)	Montgomery County becomes the grantee under the bill and thus will receive the $100,000 grant and have to provide the required match.	
Prince George's County			
HB 826	Prince George's County - Rubble Landfills - Special Exceptions (MC/PG 121-01) (Ch. 686)	Potential increase in transportation costs relating to the removal of debris and rubble to landfills outside the county.	
HB 1153	Workers' Compensation - Prince George's County Deputy Sheriffs (PG 310-01) (Ch. 303)	Minimal increase in workers' compensation costs due to enhanced benefits for sheriff's deputies.	
HB 1154	Prince George's County - Waste Transfer Stations - Distance from Bowie State University (PG 410-01) (Ch. 304)	Meaningful increase in expenditures associated with finding an alternative site and accommodating additional waste at an existing landfill.	X
HB 1157	Prince George's County Court Security Officers - Collective Bargaining (PG 301-01) (Ch. 532)	Minimal increase in administrative costs. Potentially meaningful increase in personnel expenditures.	X

Legislation Affecting Local Government Expenditures

Bill #	Title	Expenditure Effect	Mandate
HB 1196	Prince George's Community College - Collective Bargaining (PG 407-01) (Ch. 539)	Administrative expenditures of Prince George's Community College could increase by up to $100,000 in the first year and up to $88,000 per year thereafter. Potentially meaningful increase in personnel expenditures.	X
HB 1203	Prince George's County - Assistant Sheriffs - Salaries (PG 308-01) (Ch. 541)	Expenditures could increase if the county sheriff appoints a deputy sheriff to the position of chief assistant sheriff or assistant sheriff and the county sheriff sets the position's salary above the amount prescribed in State law.	
HB 1229	Election - Compensation of Election Judges - Prince George's County (PG 316-01) (Ch. 310)	Expenditures will increase by $53,750 per election.	
HB 1230	Prince George's County Sheriff's Office - Compensation (PG 313-01) (Ch. 547)	Expenditures will increase by $10,000 in FY 2002 and by $13,300 annually thereafter.	
HB 1231	Prince George's County - Orphans' Court - Compensation of Judges (PG 312-01) (Ch. 311)	Expenditures will increase by approximately $11,200 in FY 2003 and by $19,200 annually thereafter.	
Queen Anne's County			
HB 1178	Queen Anne's County - State's Attorney - Salary and Duties (Ch. 534)	Expenditures will increase by approximately $35,500 in FY 2003 and by $60,900 annually thereafter.	
Somerset County			
HB 408	Somerset County - Volunteer Fire Companies - Appropriations (Ch. 74)	Expenditures will increase by $5,200 in FY 2002 and by $20,300 in FY 2005.	X
HB 724	Somerset County - Public Officials - Salaries (Ch. 262)	Expenditures will increase by $2,400 in FY 2002, by $21,100 in FY 2003, and by $39,800 annually thereafter.	

Legislation Affecting Local Government Expenditures

Bill #	Title	Expenditure Effect	Mandate
St. Mary's County			
HB 112	St. Mary's County - Capital Revolving Financial Fund for Fire Fighting Equipment and Facilities (Ch. 46)	Expenditures will increase by $54,000 in FY 2002 for debt service assuming $1,000,000 in additional bonds are issued.	
HB 613	St. Mary's County - Public Facilities Bonds (Ch. 489)	Debt service expenditures will increase by an estimated $1,453,000 annually for 30 years.	
HB 897	St. Mary's County - Hospital Bonds (Ch. 509)	Debt service expenditures will increase by an estimated $1,453,000 annually for 30 years, which will be reimbursed by the St. Mary's Hospital.	
Unknown County			
HB 825	Juvenile Justice Alternative Education Pilot Program - Suspended and Expelled Students (Ch. 685)	A selected county may be required to provide a building for the pilot program.	
Washington County			
HB 746	Washington County Board of Elections - Salary Increase (Ch. 500)	Expenditures will increase by $71,900 in FY 2003 and by $44,950 in FY 2004 and FY 2005.	
HB 1179	Washington County - Sheriff's Salary Increase (Ch. 307)	Expenditures will increase by $8,100 in FY 2003 and by $16,300 annually thereafter.	
Washington Suburban Sanitary Commission			
SB 828	Washington Suburban Sanitary Commission - Local Small Business Enterprise Program (Ch. 431)	Potential minimal increase in expenditures for construction contracts and goods and services.	

Legislation Affecting Local Government Expenditures

Bill #	Title	Expenditure Effect	Mandate
HB 855	Washington Suburban Sanitary Commission - Nondiscrimination Policy (MC/PG 125-01) (Ch. 277)	Potential minimal increase in the cost of construction contracts.	
HB 890	Washington Suburban Sanitary Commission - Contracting Authority - Revenue Bonds (MC-PG 109-01) (Ch. 508)	WSSC expenditures could increase by up to $240,000 in FY 2002 and by $4.0 - 6.4 million annually in FY 2003 - 2006.	
Worcester County			
HB 1347	Worcester County - Board of Education - Election of Members (Ch. 323)	Expenditures could decrease by $6,400 annually if the membership of the Board of Education is reduced from seven to five members.	

Chapter Five - Vetoed Legislation

Vetoed Legislation

The following is a list of all bills passed by the 2001 General Assembly and vetoed by the Governor for policy reasons.

SB 124/HB 791	Education - Public Schools - Firearms Safety and Accident Prevention Education Program
SB 217/HB 747	Vehicle Emissions Inspection Program - Motor Homes
SB 301	Allegany County - Board of Education - Elections
SB 327/HB 698	Tobacco Tax - Purchase of Tax Stamps
SB 344	Income Tax - Claims for Refunds
SB 376	Environment - Noise Inspectors
SB 455	Critical Skills and Occupations - Income Tax Credit for Individuals
SB 547/HB 522	State Board of Professional Counselors and Therapists
SB 748/HB 1039	Dorchester County - County Commissioners - Salaries
HB 70	District Court - Civil Jurisdiction - Dishonored Checks and Other Instruments
HB 82	Home Builders - Regulation
HB 108	Public Ethics - Executive Unit - Offices of Sheriffs and State's Attorneys
HB 376	Maryland Agricultural Land Preservation Foundation - Natural Gas Rights
HB 473	Health Maintenance Organizations - Patient Access to Choice of Provider
HB 546	District Court - Small Claim Actions
HB 963	Motor Vehicle Administration - Driver Instruction Over the Internet

HB 976	Vehicle Laws - School Buses - Repeal of Special Speed Limit
HB 1007	Garrett County - Deep Creek Lake - Recreation and Land Use Plan

These bills would have had the following fiscal effects:

SB 124/HB 791: Would have resulted in an increase in local school expenditures of $684,200 in FY 2002 for consulting fees and instructional materials. Future year expenditure increases would have only reflected the cost of instructional materials.

SB 327/HB 698: Would have resulted in a general fund tobacco tax revenue decrease of approximately $516,500 in FY 2002. Future year revenue decreases would have reflected a 2.7 percent reduction in tobacco tax collections.

SB 344: Would have resulted in a minimal general fund revenue loss due to the payment of additional income tax refunds.

SB 376: Would have resulted in a general fund expenditure increase of $78,600 in FY 2002 to hire one additional noise inspector and to issue citations; future year expenditure increases would have reflected annualization, inflation, and ongoing operating expenses. The bill would also have potentially resulted in an increase in general fund revenues related to civil penalties.

SB 455: Would have resulted in a potentially significant general fund revenue decrease due to the proposed tax credit being claimed against the individual income tax.

SB 748/HB 1039: Would have resulted in an increase in Dorchester County salary expenditures of $7,300 in FY 2003 and $14,600 in FY 2004 and each year thereafter.

HB 473: Would have resulted in a minimal special fund revenue increase for the Maryland Insurance Administration from the $125 rate and form filing fee.

HB 976: Would have resulted in a minimal decrease in general fund fine revenues due to the proposed repeal of the school bus speed limit.

SB 217/HB 747, SB 301, SB 547/HB 522, HB 70, HB 82, HB 108, HB 376, HB 546, HB 963, and HB 1007: Would not have had a discernible impact on State or local finances.