



# Annual Report Solid Waste Management In Maryland Calendar Year 2006

Prepared for the  
Senate Education, Health, and Environmental Affairs Committee  
and the  
House Environmental Matters Committee

September 2007



**MARYLAND DEPARTMENT OF THE ENVIRONMENT**  
1800 Washington Boulevard | Baltimore, MD 21230 | [www.mde.state.md.us](http://www.mde.state.md.us)  
410-537-3315 | 800-633-6101 x3315 | TTY Users: 800-735-2258  
Martin O'Malley, Governor | Anthony G. Brown, Lt. Governor | Shari T. Wilson, Secretary



MIDE





Maryland Department of the Environment

Table of Contents

Executive Summary .....4 - 6
Amount of Solid Waste Managed by Category .....7
Introduction .....8
Data Collection Methodology ..... 9
Amount of Solid Waste Disposed of in the State that is Generated Outside of the State and the Jurisdictions Where the Solid Waste Originated .....10-11
Amount of Solid Waste Generated in the State That is Transported Outside the State For Disposal .....12
Solid Waste Management Capacities .....13 - 14
Landfill Capacity Information.....15 - 17
Refuse Disposal Systems - Categories.....18 - 19
APPENDIX A - Waste Quantities At Permitted Solid Waste Acceptance Facilities... ..20 - 25
APPENDIX B - Economic Benefits Provided to Host Communities as Reported by Permitted Solid Waste Acceptance Facilities.....26 - 30
APPENDIX C - Definitions.....31
APPENDIX D - Permitted Natural Wood Waste Acceptance Facilities..... 32 - 35
APPENDIX E - Permitted Solid Waste Acceptance Facilities .....36 - 39

This report is produced by the Solid Waste Program of the Maryland Department of the Environment. Contents may be used without permission, provided credit is given.



This Report is Printed on Recycled Paper with a Minimum of 30% Post Consumer Fiber.

# Solid Waste Management in Maryland

## Calendar Year 2006

### Executive Summary

---

*The Maryland Department of the Environment (“MDE” or “the Department”) respectfully submits to the House Environmental Matters Committee and the Senate Education, Health and Environmental Affairs Committee the Department’s Annual Report describing how solid waste was managed in Maryland during calendar year 2006. The report has been prepared and is submitted in accordance with the requirements of § 9-204(m) of the Environment Article, Annotated Code of Maryland, Chapter 555 of the Acts of 1998.*

*The reporting requirements defined in § 9-204(m) of the Environment Article direct MDE to prepare a report regarding the amount of solid waste, by weight or volume, which was disposed in the State during the previous year. All permitted solid waste acceptance facilities (refuse disposal systems) must provide MDE with the information needed to prepare this report on an annual basis.*

*The recycling data reported in this document represents only the recycling activities conducted by the permitted refuse disposal systems. Statewide recycling information is available in the “Maryland Waste Diversion Activities Report”, which is available on the Department’s web page at: [www.mde.state.md.us/recycling](http://www.mde.state.md.us/recycling), or a copy of the report can be obtained by contacting the Department at 410-537-3314.*

*The following are highlights of information presented:*

- A total of 8,590,583 tons of solid waste was accepted at Maryland permitted solid waste acceptance facilities during calendar year 2006. This represents a slight increase of about 1% from calendar year 2005. Approximately 3,002,341 tons were exported to out-of-State facilities, 2,572,814 tons were landfilled, 1,643,458 tons were recycled, and 1,371,970 tons were incinerated in Maryland.*
- Maryland remains a significant exporter of solid waste and exports more waste than it receives from out-of-State. A total of 3,002,341 tons (35% of the total 8,590,583 tons of waste received) of largely municipal solid waste (1.9 million tons) was transported to out-of-State facilities. Approximately 2,861,849 tons were disposed and 140,492 tons were recycled. The majority of the solid waste generated in Maryland continues to be disposed of at facilities operated by governmental and commercial entities within the State. The majority of Maryland’s exported waste (2.8 million tons) was accepted by facilities in Virginia.*
- Approximately 302,167 tons of solid waste accepted at Maryland permitted solid waste acceptance facilities originated from out-of-State jurisdictions. This is a reduction of about 229,679 tons of solid waste imported into Maryland compared to calendar year 2005. The imported waste comprises approximately 4% of the total solid waste accepted from all sources at Maryland permitted solid waste acceptance facilities.*

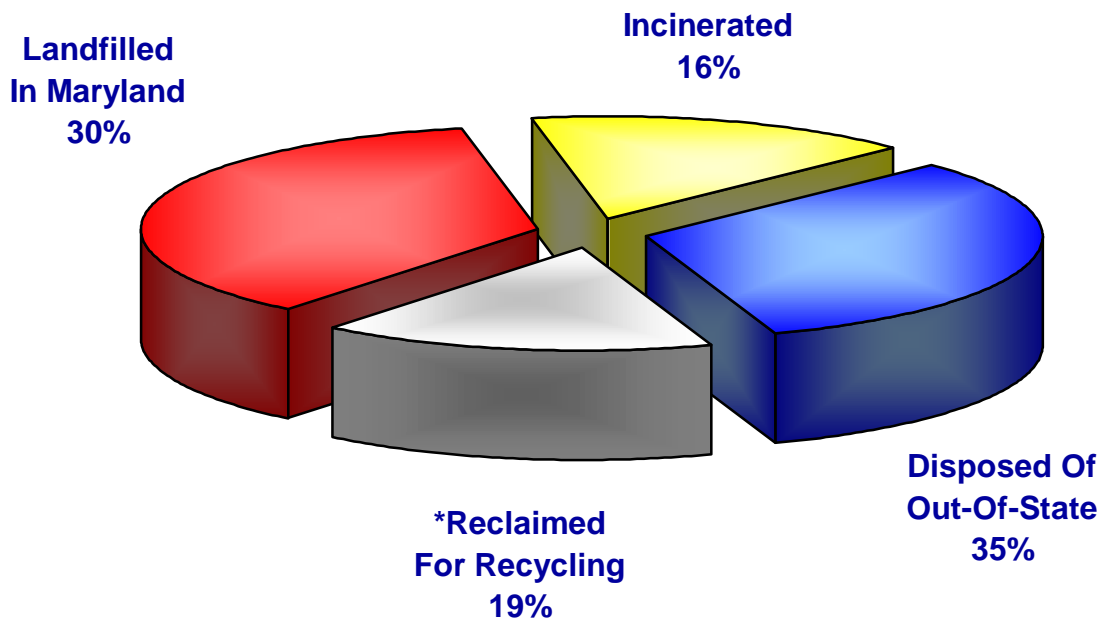
- *Municipal Solid Waste (MSW) and Construction & Demolition Waste (C&D) constituted 4,911,160 tons (57%) and 2,260,402 tons (26%), respectively, of the total amount of solid waste accepted during calendar year 2006.*
- *A total of 5,588,242 tons of the 8,590,583 tons of solid waste was accepted for disposal at Maryland permitted solid waste acceptance facilities. Of the total disposed, 2,572,814 tons (30%) were landfilled and 1,371,970 tons (16%) were incinerated. Approximately 1,643,458 tons of the total (19%) were recycled at the reporting facilities; note that this does not include materials recycled through county recycling and waste diversion efforts which are the subject of MDE's annual "Maryland Waste Diversion Activities Report" is found on MDE's website at [www.mde.state.md.us/Land/land\\_publications/index.asp](http://www.mde.state.md.us/Land/land_publications/index.asp).*
- *Maryland landfills reported a total available capacity of 81,382,451 tons based on the 2006 disposal rate of 3,540,503 tons. This available capacity is based on the calculated compaction rates provided by the landfills. Therefore, at the currently reported disposal rate, there would be 23 years of available landfill capacity in Maryland. Based on this analysis, at current disposal rates and assuming an even distribution of waste to utilize all available capacity, the total available landfill space in the MSW, C & D, Industrial, and Land Clearing Debris landfills would reach capacity in 23, 11, 158, and 26 years, respectively. Landfill capacity and the volume of waste to be disposed of is not distributed evenly, as the use of most of this capacity is controlled by the landfill owner or operator, usually a local government.*

### **Assessment**

- *Overall, solid waste generation in Maryland in 2006 followed the same trends as in recent years. A slight (1%) increase in reported solid waste generation was noted which is likely due to several factors including improvements in the data collection methods for reclaimed recyclables on the solid waste tonnage report form and the use of natural wood waste (NWW) recycling volume information. The NWW data enumerates the quantity of NWW that was recycled by permitted solid waste acceptance facilities to produce marketable products like mulch, etc. Through these additions, approximately 87,756 tons of additional waste generation was captured. Overall, the reported quantity of materials that actually are reclaimed from the waste stream and recycled increased by 25% from quantities reported in Calendar Year 2005.*
- *There was a reported reduction in waste acceptance from out-of-State jurisdictions. During 2006, approximately 302,167 tons of out-of-State solid waste were accepted in Maryland. This represents a reduction of approximately 43% from last year. It is speculated that increased fuel costs may be rendering local disposal sites more appealing, and reducing the attractiveness of interstate waste transportation.*
- *The volume of solid waste accepted, processed, and disposed of at the permitted facilities in Maryland is similar to previous years. A total of 1.16 million tons of MSW and 1.37 million tons of C&D were landfilled in Maryland. The reclaimed recyclables were collected, sorted, and transferred to recycling facilities. The land clearing debris (LCD) landfill operators reported that they recycled more than 50% of the waste accepted at these facilities. Two municipal landfills used approximately 260,484 tons of incinerator ash as alternative daily cover materials at their landfills.*

- Based on stated and anticipated plans by some counties and commercial entities, the use of out-of-State entities for disposal of municipal waste generated in Maryland is likely to increase at least in the short term. Very large commercial landfills can achieve higher efficiencies than that achievable by smaller local landfills, and the cost savings are currently being passed along to customers. Several local governments are using the cost differential to save money while conserving their available landfill space by transferring waste out-of-State. Over the next few years this trend may be somewhat counterbalanced if several commercial rubble landfills which are currently in the application process in Maryland are permitted and set prices that are attractive to out-of-State generators. In the longer term, the increasing cost of motor fuel may make long-haul disposal less attractive, and increase interest in other disposal and recycling options.*

## How Solid Waste Was Managed In Maryland In Calendar Year 2006



**\*Note:** These figures only include materials that are recycled or reused following separation from the waste stream at permitted solid waste acceptance facilities and does not include recyclable items that are separately collected for recycling. For a breakdown of all Statewide recycling information please see the “Maryland Waste Diversion Activities Report”.

**Table 1****Amount of Solid Waste Managed by Category**

<b>Solid Waste Category</b>	<b>Tons Accepted for Management</b>	<b>Tons Recycled/ Reused</b>	<b>Total Tons Disposed</b>
Municipal Solid Waste	4,911,160	447,904	4,463,256
Construction & Demolition Debris	2,260,402	181,722	2,078,680
Land Clearing Debris	62,360	37,976	24,384
Industrial Waste	121,598	31,476	90,122
Natural Wood Waste	199,299	160,946	1,492
Other Wastes	775,280	663,442	111,838
<b>Total Waste Received</b>	<b>8,330,099</b>	<b>1,523,466</b>	<b>6,769,772</b>
Total Tons of Incinerator Ash <sup>1</sup>	260,484	260,484	0
<b>TOTAL MANAGED</b>	<b>8,590,583</b>	<b>1,783,950</b>	<b>6,769,772</b>

Key elements for interpreting the data include:

- “Total Managed” represents a cumulative total of “Total Waste Received” and “Total Tons of Incinerator Ash” accepted at landfills for disposal or recycling. Incinerator ash is a by-product of waste that has been generated at incinerators, and is accounted for in the “Total Waste Received” category. The “Total Managed” tonnage, therefore, incorporates a redundancy but does reflect total tonnage managed.
- The reported “Tons Recycled/Reused” information is collected as a part of the Annual Solid Waste Tonnage data submitted by solid waste acceptance facilities regulated by Refuse Disposal Permits. The data only represents the recycling activities at these permitted refuse disposal systems.
- Volume of materials reported as “Other Wastes” includes special medical waste, non-MSW ash, asbestos, sewage sludge, scrap tires, yard waste, white goods, and metals.

<sup>1</sup> For the “Incinerator Ash” category, the “Tons Recycled or Reused” column indicates the total portion of ash that was utilized at facilities for “Landfill Construction” as daily cover at municipal waste landfills.

- Approximately 36,861 tons of processed NWW was retained at the facilities at the end of the reporting period.

**Maryland Department of the Environment  
Annual Report to the Legislature  
Solid Waste Management in Maryland  
Calendar Year 2006**

## **Introduction**

---

In accordance with § 9-204(m) of the Environment Article, MDE is required to prepare a report regarding the amount of solid waste, by weight or volume, which was managed in the State during the previous year. All permitted solid waste acceptance facilities must provide MDE with the information needed to prepare this report on an annual basis. The report must identify:

- (1) The amount of solid waste managed by the following solid waste categories:
  - Municipal Solid Waste (MSW);
  - Construction and Demolition Debris (C&D);
  - Land Clearing Debris (LCD);
  - Industrial Waste;
  - Incinerator Ash;
  - Natural Wood Waste (NWW); and,
  - Any other solid waste identified by the Department.
- (2) The amount of solid waste managed in the State that is generated outside the State.
- (3) The jurisdictions where the solid waste originated.
- (4) The amount of solid waste generated in the State that is transported outside the State for disposal.
- (5) An estimate of the amount of solid waste managed or disposed by:
  - Recycling
  - Composting
  - Landfilling
  - Incineration

In addition to reporting the information relating to the quantities of solid waste managed, permit holders for solid waste acceptance facilities may also submit optional information relating to the economic benefits provided by those permit holders to the community where that facility is located. Such information may include:

- (1) An accounting of the facility's economic benefits provided to the locality where the facility is located.
- (2) The value of disposal and recycling services provided to the locality at no cost or reduced cost.
- (3) Direct employment associated with the facility.
- (4) Other economic benefits resulting from the facility during the preceding calendar year.



# **Data Collection Methodology**

---

## **Solid Waste Disposal Data**

To collect the necessary information to comply with the reporting requirements of § 9-204(m) of the Environment Article, the Department has reviewed and compiled the data reported in the Annual Tonnage Reports submitted by permitted solid waste acceptance facilities that accepted solid waste during calendar year 2006. These reports are required as a condition of each facility's Refuse Disposal Permit. The reports describe each facility's solid waste management activities for the preceding year. *Appendix A* provides a list of the State's permitted solid waste acceptance facilities for CY 2006. The Annual Tonnage Report also provides an opportunity for the solid waste acceptance facility to provide additional optional information which describes the economic benefits that the facility provides to the community. *Appendix B* provides a summary of the information relating to these economic benefits that the Department received from the facilities that chose to submit this information.

## **Recycling Data**

To compile the required data summarizing recycling activities during the 2006 calendar year, the Department reviewed and analyzed the information contained in the Annual Tonnage Reports from permitted solid waste acceptance facilities. In previous reporting years, the recycling data submitted for this report was obtained from the Maryland Recycling Act (MRA) Tonnage Reports, submitted annually to the Department by County recycling programs and the City of Baltimore. The recycling data reported in this document represents only the recycling activities conducted by the permitted solid waste acceptance facilities. Statewide recycling information is available in the "Maryland Waste Diversion Activities Report", which is available on the Department's web page at [www.mde.state.md.us/recycling](http://www.mde.state.md.us/recycling), or a copy of the report can be obtained by contacting the Department at 410-537-3314.

## Amount of Solid Waste Disposed of in the State that is Generated Outside of the State, and the Jurisdictions Where the Solid Waste Originated.

The following table compares the amount of solid waste in tons, by category, that was generated outside of Maryland and imported into the State for disposal to the total amount of solid waste accepted for disposal at permitted solid waste acceptance facilities in Maryland.

**Table 2**

Solid Waste Category	Tons of Solid Waste Imported Into Maryland	Jurisdictions Where the Solid Waste Originated	Total Tons Accepted From All Sources
<b>MSW</b>	<b>29,916</b>	NY, PA, WV, District of Columbia	<b>4,911,160</b>
<b>C&amp;D</b>	<b>255,599</b>	DE, NJ, NY, PA, VA, WV, District of Columbia	<b>2,260,402</b>
<b>Miscellaneous</b>	<b>16,652</b>	DE, NJ, NY, OH, PA, VA, WV, District of Columbia	<b>1,419,021</b>
<b>Total (Tons)</b>	<b>302,167</b>		<b>8,590,583</b>

- There was a decrease of about **43%** of solid waste imported into Maryland in 2006 from out-of-State compared to calendar year 2005.
- The total solid waste imported into Maryland comprises only about **4%** of the total solid waste accepted at Maryland solid waste acceptance facilities.
- This year, Maryland received **256,895 tons of imported MSW** less than it did in CY2005. The facilities that received the most MSW were the Mountainview Landfill in Allegany County, Baltimore Processing and Transfer Center, Wheelabrator Baltimore LP (A.K.A.: BRESCO), and the Northern Landfill Processing and Transfer Station in Carroll County. The majority of MSW was landfilled or incinerated at the facilities or transferred to facilities in Virginia and Pennsylvania for the same purposes.
- The majority of **C&D** (Construction and Demolition) waste that was imported into Maryland was disposed of at privately owned rubble landfills, or was processed into segregated recyclables that were then transferred to Mid-Atlantic recycling facilities. The facilities that received the majority of C&D were Baker Rubble Landfill in Queen Anne's County; Pappy Inc. - Oak Avenue Rubble Landfill in Harford County; Honeygo Run Rubble Landfill and Recovermat Mid-Atlantic Processing Facility in Baltimore County; and Ritchie Land Reclamation Rubble Landfill and Sheriff Road Processing and Transfer Station in Prince George's County.
- The "**Miscellaneous**" category includes special medical waste, incinerator ash, non-hazardous industrial waste, asbestos, water treatment plant sludge, and other wastes imported into Maryland for disposal.

- The majority of the “Miscellaneous” solid waste stream (approximately 16,652 tons) consisted of out-of-State special medical waste accepted at Stericycle, Inc. a special medical waste facility in Baltimore City.

**Figure 2: Solid Waste Imported into Maryland for Disposal in Relation to Total Tons of Solid Waste Accepted for Management**

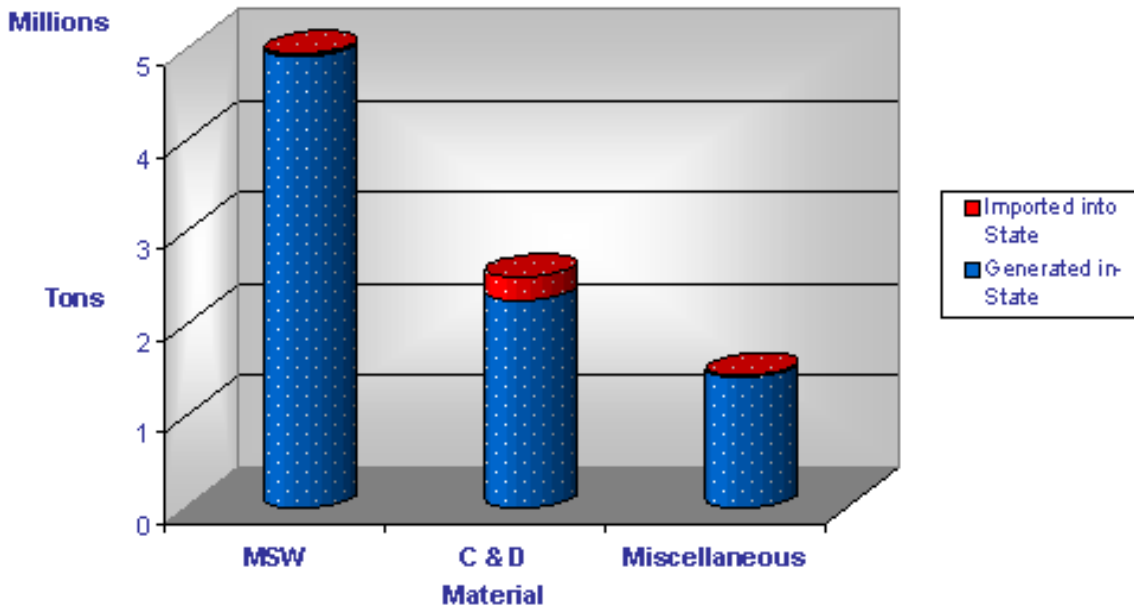


Figure 2: Illustrates the comparison of the amount of solid waste in tons imported into Maryland for disposal to the total amount of Maryland-generated solid waste accepted at permitted solid waste acceptance facilities. In Calendar Year 2006, Maryland’s permitted solid waste acceptance facilities accepted waste from Delaware, New Jersey, New York, Ohio, Pennsylvania, Virginia, West Virginia, and the District of Columbia.

**Figure 3: Where Maryland's Solid Waste Was Disposed/Recycled (8,590,583 Tons)**

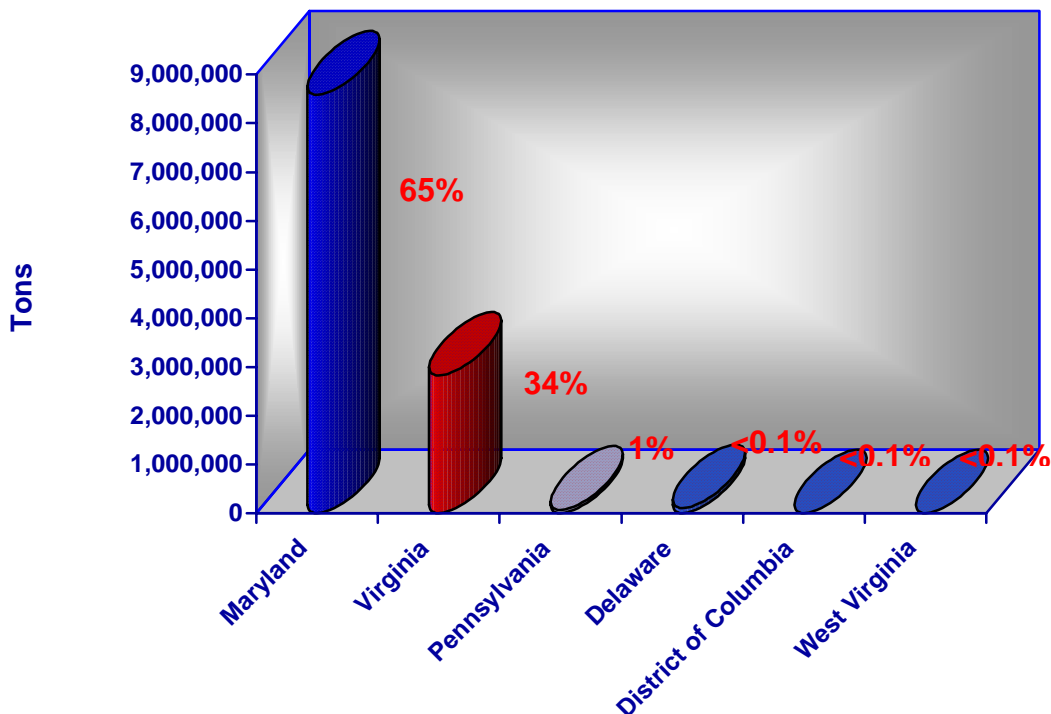


Figure 3: Illustrates by percentage where Maryland’s solid waste was disposed/recycled.

## Amount of Solid Waste Generated In the State and Transported Out of the State For Disposal

Due to economic considerations and the desire to conserve disposal capacity in county-owned landfills, many counties in Maryland transport some of their solid waste out-of-State for recycling or disposal. These jurisdictions include: Anne Arundel, Baltimore, Calvert, Carroll, Cecil, Dorchester, Frederick, Garrett, Harford, Howard, Montgomery, Prince George's, St. Mary's, Talbot, and Worcester Counties. The Maryland Environmental Service, which operates the Mid-shore Transfer Station, and the Baltimore County Resource Recovery Facility transported half of their solid waste to Virginia. Other counties including Queen Anne's, Talbot, Caroline, and Kent Counties transported a portion of their solid waste to the Waverly, Middle Peninsula, and King George landfills in Virginia. Montgomery County exports MSW incinerator ash and by-pass material from its Resource Recovery Facility in Dickerson and the Shady Grove Transfer Station in Rockville, while St. Mary's County directs solid waste to the Calvert County Transfer Station for transport to out-of-State disposal sites. Several other jurisdictions are evaluating the option of transporting solid waste out of State for disposal.

**Table 3**

Solid Waste Category	Virginia	Pennsylvania	Delaware	District of Columbia	West Virginia	Other	Total (Tons)
MSW	1,930,877	32,048	0	0	0	0	1,962,925
C&D	665,355	8,426	0	0	0	0	673,781
Recycling	22,380	7,090	100,233	8,942	486	1,361	140,492
Miscellaneous	203,420	21,482	241	0	0	0	225,143
<b>Total (Tons)</b>	<b>2,822,032</b>	<b>69,046</b>	<b>100,474</b>	<b>8,942</b>	<b>486</b>	<b>1,361</b>	<b>3,002,341</b>

Table 3 represents the amount of solid waste transported from Maryland for disposal outside the State and the State to which it was transported.

- Just over **three million tons (3,000,000)** of solid waste, consisting of MSW, C&D and miscellaneous wastes (including incinerator ash and recyclables) were transported outside Maryland for management, which represents approximately **thirty-five percent (35%)** of the total solid waste accepted for disposal at Maryland's permitted solid waste acceptance facilities.
- A total of **thirty-eight (38)** facilities exported solid waste for disposal or recycling at out-of-State facilities.
- The Annapolis Junction Processing Facility & Transfer Station, which transferred **550,954 tons of MSW** to Virginia for disposal, was the largest exporter of solid waste to out-of-State disposal.
- The King George Landfill in Virginia accepted over **a million** tons of solid waste from Maryland for disposal.

# Solid Waste Management Capacities

During 2006, the solid waste accepted at Maryland permitted solid waste acceptance facilities were managed in the following methods:

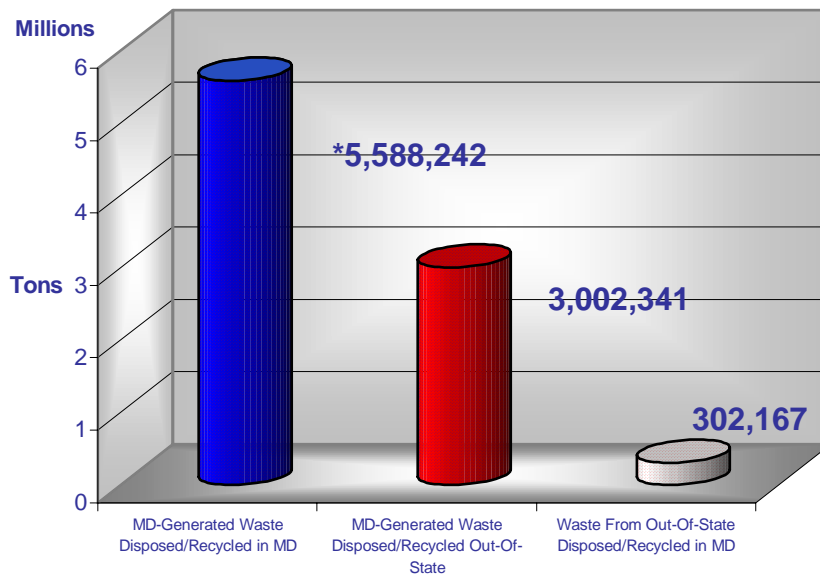
**Table 4**

Solid Waste Management Method	Tons
Transported Out-of-State	3,002,341
Landfilling	2,572,814
Recycled / Re-used	1,643,458
Incineration	1,371,970
<b>TOTAL</b>	<b>8,590,583</b>

Key points for interpreting Table 4 include:

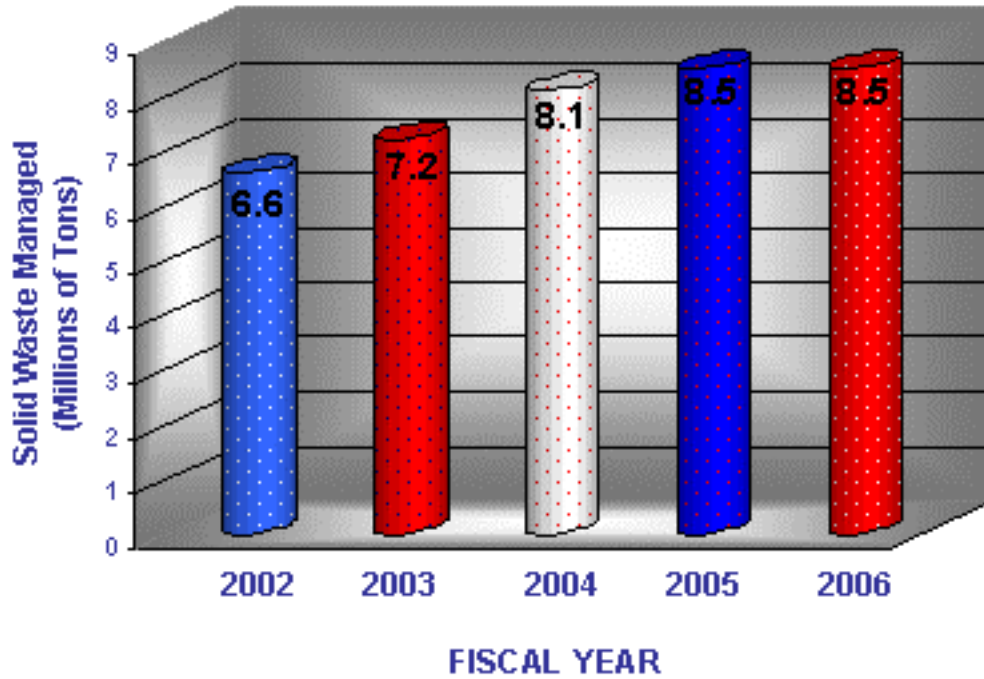
- Solid waste managed includes **302,167 tons** generated from out-of-State sources.
- A total of **260,484 tons** of incinerator ash was used as alternative daily cover materials at Maryland landfills and was included in the Recycled / Re-used category.
- Approximately **198,648 tons** of incinerator ash were exported out-of-State for disposal and included in the Transported Out-of-State category.

**Figure 4: Comparison of Solid Waste Managed  
Net Waste Flow**



\*Figure 4 – includes quantities of waste landfilled, incinerated, and recycled highlighted in Table 4.

**Figure 5: Maryland's Solid Waste Management Capacity**



## Solid Waste Management In Maryland



**New cell under construction at Quarantine Road Landfill, Baltimore City**



**Waste-to-Energy facility at Dickerson, Montgomery County**



**The largest processing and transferring facility in operation, Annapolis Junction Transfer Station, Jessup**



**The construction of a new lined cell at Honeygo Rubble Landfill in White Marsh, Baltimore County**

## Landfill Capacity Information

Municipal Landfills in Maryland are required to report on their available capacity and the expected life of the facilities at the current disposal rates. This information is summarized in Table 5. MSW landfills reported a total available capacity of 59,386,975 tons with a disposal rate of 2,556,419 tons during 2006. This available capacity is based on the calculated compaction rates provided by the landfills. Thus, at the current disposal rate, there would be 23 years of available MSW landfill capacity in Maryland. However, this calculation does not account for population changes, changes in waste generation or disposal rates, or the closing of older MSW disposal units. Nor does it include facilities for which permits may have been issued, but which have not yet been built and are not accepting waste. Lastly, the Department notes that due to the anticipated relocation of military personnel to Maryland under the Federal BRAC program, jurisdictions must pay close attention to capacity issues in the coming years.

Construction and Demolition Debris landfills (Table 6) reported a total available capacity of 9,732,392 tons with a current disposal rate of 898,584 tons per year. At the current disposal rate, there would be 11 years of available C&D landfill capacity in Maryland. For Industrial landfills, there are 12,015,054 tons of available capacity with a current disposal rate of 76,000 tons per year (158 years). The available capacity in Land Clearing Debris landfills is 248,030 tons (26 years) at the current disposal rate of 9,500 tons per year.

In total, there are 81,382,451 tons of available capacity with a current disposal rate of 3,540,503 tons per year (23 years).

**Table 5 -- Municipal Landfills**

MUNICIPAL LANDFILL FACILITY NAME	PERMIT NUMBER	Permitted Capacity *(CY)	Landfilled To Date *(CY)	Landfilled To Date (TONS)	Remaining Capacity *(CY)	Reach Capacity Year	Landfilled in 2006 (TONS)	% Used in 2006	Permitted Cells
ALPHA RIDGE MUNICIPAL LAND-FILL	2005-WMF-0110	9,978,000	4,165,876	2,291,332	5,812,124	2123	1263	0.017%	4
APPEAL MUNICIPAL LANDFILL	2002-WMF-0531	2,799,290	603,498	361,376	2,195,792	2031	568	<1%	5
BEULAH SANITARY LANDFILL	2004-WMF-0554	1,483,205	1,003,621	752,716	479,584	2011	86,237	.78%	4
BROWN STATION ROAD LANDFILL	2003-WMF-0589	16,000,000	10,059,381	7,544,535	5,940,619	2016	600,252	7%	11
CECIL COUNTY CENTRAL LANDFILL	2002-WMF-0532	4,505,000	3,942,876	2,957,157	562,124	2046	205,599	6.5%	3
CHARLES COUNTY MUNICIPAL LAND-FILL	2005-WMF-0076	4,374,700	1,347,445	668,593	3,027,255	2025	74,740	3.6%	4
EASTERN SANITARY LANDFILL SOLID WASTE MANAGEMENT FACILITY	2005-WMF-0052	22,813,000	9,675,000	4,837,287	12,148,000	2039	137,927	1.2%	
FORT DETRICK - AREA B	2005-WMF-0327	1,000,900	95,289	75,564	905,611	2554	690	1%	17
FORTY WEST MUNICIPAL LANDFILL	2005-WMF-0266	20,273,000	2,087,048	851,440	18,185,952	2050	155,469	2%	15
GARRETT COUNTY SOLID WASTE DISPOSAL & RECY. FAC.	2006-WMF-0094	1,537,185	636,045	338,089	1,406,882	2026	40,513	3.8%	4
HARFORD WASTE DISPOSAL CENTER	2005-WMF-0098	2,980,000	2,677,903	1,454,500	302,097	2008	59,111	4.7%	10



**Table 5 -- Municipal Landfills (Continued)**

MUNICIPAL LANDFILL FACILITY NAME	PERMIT NUMBER	Permitted Capacity *(CY)	Landfilled To Date *(CY)	Landfilled To Date (TONS)	Remaining Capacity *(CY)	Reach Capacity Year	Landfilled in 2006 (TONS)	% Used in 2006	Permitted Cells
MIDSHORE REGIONAL SOLID WASTE FACILITY	2004-WMF-0144	3,751,244	2,858,925	1,483,167	912,216	2010	124,405	5.2%	4
MILLERSVILLE MUNICIPAL LANDFILL	1999-WMF-0240	14,300,000	4,147,503	2,728,994	10,152,497	2050	148,197	1.52%	8
MOUNTAINVIEW SANITARY LANDFILL	2006-WMF-0010	4,260,000	2,179,228	1,634,421	1,540,772	2015	136,913	4.28%	9
NORTHERN MUNICIPAL LANDFILL	2005-WMF-0066	3,504,187	985,602	739,201	2,518,585	2053	15,870	0.006%	4
QUARANTINE ROAD LANDFILL	2005-WMF-0325	18,320,622	11,093,864	9,563,675	7,226,758	2019	394,191	2.55%	6
SOMERSET COUNTY LANDFILL	2004-WMF-0268	1,610,000	431,275	323,456	1,178,725	2024	35,152	2.9%	4
ST. ANDREW'S MUNICIPAL LANDFILL	2005-WMF-0138	0	0	0	0		0		
WICOMICO COUNTY LANDFILL	2005-WMF-0283	7,200,000	1,674,478	1,255,858	5,525,522	2030	176,036	3.3%	10
WORCESTER COUNTY SANITARY LANDFILL	2006-WMF-0152	4,800,000	1,320,000	924,000	3,480,000	2028	152,895	4.6%	9
<b>Totals</b>		149,716,521	61,273,624	42,451,487	84,838,536		2,556,419		142

\*(CY) = CUBIC YARS

**Table 6 – Construction and Demolition Debris Facilities**

CONSTRUCTION AND DEMOLITION DEBRIS FACILITY NAME	PERMIT NUMBER	Permitted Capacity *(CY)	Landfilled To Date *(CY)	Landfilled To Date (TONS)	Remaining Capacity *(CY)	Reach Capacity Year	Landfilled in 2006 (TONS)	% Used in 2006	Permitted Cells
BAKER RUBBLE LANDFILL HORIZONTAL EXPANSION	2004-WRF-0132	470,000	362,843	217,706	107,157	2008	40,938	14%	1
DAYS COVE RUBBLE LANDFILL-LATERAL EXPANSION	2003-WRF-0592	3,200,000	627,281	342,264	2,564,719	2015	213,158	11%	9
HONEYGO RUN RUBBLE LANDFILL SOUTHERN EXPANSION	2002-WRF-0579	10,456,206	2,826,356	1,780,604	7,629,850	2017	242,780	4%	9
PAPPY, INC.- OAK AVENUE RUBBLE LANDFILL	2004-WRF-0104	2,750,000	2,647,200	1,588,320	102,800	2007	109,750	7%	5
RITCHIE LAND RECLAMATION LIMITED PARTNERSHIP	2004-WRF-0126	12,655,800	5,525,300	3,315,180	7,130,500	2027	291,958	44%	7
WASHINGTON COUNTY RUBBLE LANDFILL	2004-WRF-0270	2,097,500	175,742	87,871	1,921,758		0		5
<b>Totals</b>		31,629,506	12,164,722	7,331,945	19,456,784		898,584		

\*(CY) = CUBIC YARD



**Table 7 – Industrial Landfills**

MUNICIPAL LANDFILL FACILITY NAME	PERMIT NUMBER	Permitted Capacity * (CY)	Landfilled To Date * (CY)	Landfilled To Date (TONS)	Remaining Capacity * (CY)	Reach Capacity Year	Landfilled in 2006 (TONS)	% Used in 2006	Permitted Cells
EASTALCO ALUMINUM COMPANY	2003-WIF-0537	380,000	72,833	134,741	307,167	2,164	9,181	1.7%	5
MILLENNIUM INORGANIC CHEMICALS INC	2004-WIF-0527	7,293,378	1,105,921	2,045,376	6,187,457	2,856	67,578	0.1%	5
<b>TOTALS</b>		7,673,378	1,178,754	2,180,117	6,494,624		76,759		10

**Table 8 – Land Clearing Debris Landfills**

MUNICIPAL LANDFILL FACILITY NAME	PERMIT NUMBER	Permitted Capacity * (CY)	Landfilled To Date * (CY)	Landfilled To Date (TONS)	Remaining Capacity * (CY)	Reach Capacity Year	Landfilled in 2006 (TONS)	% Used in 2006	Permitted Cells
HOWLIN LAND CLEARING DEBRIS LANDFILL	2002-WLC-0577	64,120	23,100	28,875	41,020	2016	9,450	12%	1
KNOTT LAND CLEARING DEBRIS LANDFIL	2006-WLC-0134	94,500	75,530	6,867	18,970	2015	34	1%	5
HANCE LAND CLEARING DEBRIS LANDFIL	2005-WLC-0252	140,080	0	0	140,080		0	0	
HILL LAND CLEARING DEBRIS LANDFILL	2004-WLC-0551	25,439	22,600	5,650	2,900		0	0	
M.T. PARRAN LANDCLEARING DEBRIS LANDFILL	2004-WLC-0550	55,180	20,120	5030	45,060		30	0.017%	
<b>TOTALS</b>		379,319	141,350	46,422	248,030		9,514		6

## Refuse Disposal Systems - Categories

---

Under Maryland law, a refuse disposal system (“System”) is a system of refuse disposal including the services, facilities, or properties used in connection with the intermediate or final disposal of any solid waste unless these activities are limited to waste generated by an individual, a single corporation or business, or are disposed of as authorized by a permit issued by the Department under Environment Article, §7-232, 9-224, or 9-323, Annotated Code of Maryland. The regulated processes and operations that are part of this System are as follows and the amount of waste accepted, managed/disposed, or transferred off site for each facility is listed in Appendix A.

### **Municipal Solid Waste Landfill:**

A municipal solid waste landfill (MSW) is designed, constructed and operated so that all types of waste generated by a community, except waste specifically prohibited by Solid Waste regulations, can be accepted. During 2006, there were 22 municipal solid waste landfills permitted for this purpose and 21 of these operated, accepted waste, managed/disposed waste, and/or transferred recyclables to the market place. A total of approximately 1.5 million tons of solid waste was disposed of at these facilities. The two facilities that accepted the most waste tonnage were Quarantine Road Landfill (394,191 tons) in Baltimore City and Brown Station Road Landfill (442,616 tons) in Upper Marlboro, Prince George’s County, both of which are publicly owned facilities.



**Municipal Solid Waste Landfill.**

### **Rubble (Construction & Debris) Landfill:**

A rubble (construction & debris) landfill is a solid waste acceptance facility that is restricted to waste derived from building construction, demolition, or remodeling, such as wood, metal, bricks (excluding refractory type) and masonry, cement and concrete, glass, shingles and roofing material, plaster and plasterboard, carpets, floor and wall tile, asphalt, insulation material, pipes, wires, and appliances, and debris derived from land clearing operations, such as tree stumps, root mats, brush and limbs, logs, topsoil, vegetation, and rock; paper or cardboard packaging, spacing, or building materials, provided that they do not exceed 10 percent by volume of the waste: Paint containers, caulk containers, or glaze containers are acceptable, provided that they are empty, and any residual material is dried before acceptance at the rubble fill, and further provided that this waste category does not exceed one percent by volume of the waste accepted at the rubble landfill. During 2006, there were seven rubble landfills permitted for this purpose; five were operational and accepted approximately 1.2 million tons of waste. The two that managed the most waste by weight were Ritchie Rubble Landfill in Upper Marlboro, Prince

George's County, (405,700 tons) and Honeygo Rubble Landfill in White Marsh, Baltimore County, (291,514 tons).



**Rubble Landfill Liner Installation.**

### **Industrial Waste Landfill:**

An industrial waste landfill is a solid waste acceptance facility restricted to the acceptance of only non-hazardous industrial waste. Industrial waste is defined as any liquid, gaseous, solid, or other waste substance, or combination thereof, resulting from (a) any process of industry, manufacturing, trade or business; or (b) the development of any natural resource, including agriculture. The definition is generally applied to materials that are not generated from homes or offices, and may include materials such as dusts, powders or sludges from pollution control devices, residuals from filters or cleaning of items or areas, and residual materials from a variety of processes (e.g., sandblasting grit, paint sludge, oil/water separator grit, etc). These materials must be characterized prior to disposal to insure that they are not hazardous. Industrial wastes may also be disposed of in permitted municipal solid waste landfills. During 2006, there were three permitted industrial waste landfills, of which two were operational, the Millennium HPP Industrial Waste Landfill and the W. R. Grace and Company Landfills in Baltimore City, both of which accepted approximately a total of 90,000 tons of waste.

### **Land Clearing Debris Landfill:**

A land clearing debris (LCD) Landfill is a solid waste acceptance facility that is restricted to acceptance of the following waste: earthen material such as clays, sands, gravels, and silts, topsoil, tree stumps, root mats, brush and limbs, logs, vegetation, and rock. During 2006, three of the five permitted facilities conducted operations and accepted a total of approximately 24,300 tons of waste.

### **Solid Waste Transfer Station:**

A solid waste transfer station is a solid waste acceptance facility where waste materials are taken from one collection vehicle (for example, compactor trucks) and placed in another transportation unit (for example, over-the-road tractor-trailers, railroad gondola cars, barges or ships) for movement to other solid waste acceptance facilities. Individuals and businesses can dispose of a wide variety of solid waste materials at the transfer station. A typical transfer station accepts all kinds of waste, including: MSW, C&D, metals, wood waste, yard waste, recyclables, etc. During 2006, there were 10 permitted transfer stations in operation that transferred a total of 1.5 million tons of solid waste. The two busiest transfer stations in Maryland during 2006 were Montgomery County's Shady Grove Transfer Station (842,073 tons) and the Western Acceptance Transfer Station in Baltimore County (218,941 tons).

### **Solid or Medical Waste Processing Facility:**

A solid or medical waste processing facility is a facility where a combination of structures, machinery, or devices are used to reduce or alter the volume, chemical, or physical characteristics of solid waste. This can include sorting for diversion as recyclables. In general, processes are performed either to remove recyclables or to reduce the volume that the waste occupies, for example by shredding, so it takes up less room during transport or at final disposal. A wide variety of solid waste can be processed at these facilities. A typical solid waste processing facility accepts MSW, C&D, metals, wood waste, etc. During 2006, a total of seven permitted processing facilities were in operation in Maryland. A total of approximately 431,000 tons of waste was accepted at six solid waste processing facilities and a special medical waste processing facility. During 2006 the largest of these facilities were the Recovermat Mid-Atlantic facility in Baltimore County and Roll Off Express in Carroll County, which accepted 135,194 tons and 98,213 tons of solid waste, respectively.

### **Solid Waste Processing Facilities & Transfer Stations:**

Solid waste processing facilities and transfer stations are facilities which perform the functions of both a transfer station and a processing facility. During 2006, a total of nine facilities were in operation which processed and transferred approximately 1.2 million tons of waste. The two facilities that accepted the most tonnage of waste in 2006 were Annapolis Junction Processing and Transfer Station in Anne Arundel County (611,880 tons) and Baltimore County's Resource Recovery Facility (407,000 tons).



**Processing Facility and Transfer Station.**

### **Municipal Solid Waste Incinerator/Waste-to-Energy Facility:**

A municipal solid waste incinerator/waste-to-energy facility is equipped with a furnace or combustion unit that uses controlled flame combustion for the thermal destruction of municipal solid waste, industrial waste, or special medical waste. Incinerators which are “waste-to-energy” facilities use the heat generated by combustion to create steam that is either used directly for heat, or is used to



drive electrical power generators. During 2006, a total of nine facilities were in operation, which accepted approximately 1.4 million tons of solid waste. The Baltimore City Southwest Resource Recovery (BRESKO) facility and Montgomery County's Resource Recovery Facility processed the bulk of material in this category, accounting for approximately 699,053 tons and 620,388 tons, respectively.



### **Natural Wood Waste Recycling Facility:**

A natural wood waste recycling (NWWR) facility manages and recycles NWW, (which is considered solid waste until it is recycled), including tree stumps and limbs, brush, root mats, logs, leaves, grass clippings, unadulterated wood wastes, and other natural vegetative materials that are generated when land is cleared for construction purposes. These facilities produce a variety of products including wood chips, mulch, compost, and firewood, which may be sold to consumers. These facilities are valued because they prevent NWW from entering the landfill and make useful products from such waste. Recycling NWW saves valuable space in landfills, thereby extending their useful lives. An individual or general NWWR Facility Permit is required for persons constructing and operating such a facility. A NWW recycling facility does not include a collection or processing facility operated by a nonprofit or governmental organization located in the State, or a single individual or business that provides recycling services solely for its employees or for its own recyclable materials generated on its own premises. During 2006, there were 33 permitted operations that reported processing approximately 199,299 tons of NWW. The two highest volume facilities were Edrich Lumber Inc. and Wirtz and Daughters in Baltimore County, which processed approximately 40,250 tons and 24,810 tons, respectively.



## APPENDIX A

### Waste Quantities At Permitted Solid Waste Acceptance Facilities Operating In CY2006 (Waste quantities shown in tons.)

#### Municipal Solid Waste Landfills

Jurisdiction	Facility Name	Ownership	Waste Accepted	Waste Managed	Waste Transported
Allegany	Mountainview	Private	132,582	132,582	0
Anne Arundel	Millersville	County	162,229	151,926	10,303
Baltimore City	Quarantine Road	City	394,191	393,117	1,074
Baltimore	Eastern	County	209,057	203,886	5,171
Calvert	Appeal	County	5,160	568	4,592
Carroll	Northern	County	11,140	10,569	571
Cecil	Central	County	208,887	205,599	3,288
Charles	Charles Co. #2	County	128,910	126,279	2,630
Dorchester	Beulah	County	69,601	68,728	873
Frederick	Fort Detrick	Federal	690	690	0
	Site B (Reich's Ford)	County	281,919	26,100	255,819
Garrett	Garrett Co SWD & RF	County	40,994	39,951	1,043
Harford	Harford Waste Disposal Cntr.	County	126,457	112,182	16,475
Howard	Alpha Ridge	County	26,951	4,239	22,712
Prince George's	Brown Station Road	County	442,616	438,167	4,449
St. Mary's	St. Andrew's	County	13,208	0	13,208
Somerset	Fairmount Rd.	County	27,098	27,098	0
Talbot	Midshore	County	194,449	192,206	2,243
Washington	Forty West	County	159,754	156,362	3,392
Wicomico	Newland Park	County	126,746	126,746	0
Worcester	Central	County	152,895	144,859	8,036

#### Rubble [Construction & Demolition (C&D)] Landfills

Jurisdiction	Facility Name	Ownership	Waste Accepted	Waste Managed	Waste Transported
Baltimore	Days Cove	Private	213,158	213,000	158
	Honeygo Run	Private	291,514	291,514	0
Harford	Pappy, Inc. – Oak Avenue	Private	109,750	109,745	5
Prince George's	Ritchie Land	Private	405,700	438,012	7,131
Queen Anne's	Baker	Private	46,264	46,211	53

**APPENDIX A**  
**Permitted Solid Waste Acceptance Facilities Operating In CY2006**  
**(Continued)**

**Land Clearing Debris Landfills**

<b>Jurisdiction</b>	<b>Facility Name</b>	<b>Ownership</b>	<b>Waste Accepted</b>	<b>Waste Managed</b>	<b>Waste Transported</b>
Calvert	Hance	Private	13,962	0	13,962
	Hill	Private	0	0	0
	M. T. Parran	Private	0	0	0
	Howlin	Private	9,450	9,450	0
St. Mary's	Knott	Private	34	34	0

**Industrial Waste Landfills**

<b>Jurisdiction</b>	<b>Facility Name</b>	<b>Ownership</b>	<b>Waste Accepted</b>	<b>Waste Managed</b>	<b>Waste Transported</b>
Baltimore City	Millennium	Private	67,578	67,578	0
Frederick	EASTALCO	Private	9,181	9,181	0

**Municipal Solid Waste Incinerators/Waste-to-Energy Facilities (WTE)**

<b>Jurisdiction</b>	<b>Facility Name</b>	<b>Ownership</b>	<b>Waste Accepted</b>	<b>Waste Managed</b>	<b>Waste Transported</b>
Baltimore City	Wheelabrator Baltimore (aka: BRESCO)	Private	669,053	666,842	218,665
Charles	Indian Head - Naval Surface Warfare Center	Federal	94	0	94
Frederick	Fort Detrick – Area A (Solid & Medical Waste)	Federal	3,013	3,501	2,178
Harford	Harford-WTE	County	116,724	117,642	50,142
Montgomery	Montgomery County Resource Recovery Facility (WTE)	County / Northeast MD Waste Disposal Authority	620,388	620,664	204,240
Somerset	Smith Island MSW Incinerator	County	232	107	157

**Special Medical Solid Waste Incinerators (MWI)**

<b>Jurisdiction</b>	<b>Facility Name</b>	<b>Ownership</b>	<b>Waste Accepted</b>	<b>Waste Managed</b>	<b>Waste Transported</b>
Baltimore City	Baltimore Regional MWI	Private	27,963	27,963	11,269
	University of Maryland at Baltimore	State	177	96	81
Washington	Washington County Hospital, Inc.	Private	274	218	56

**APPENDIX A**  
**Permitted Solid Waste Acceptance Facilities Operating In CY2006**  
**(Continued)**

**Solid Waste Transfer Stations**

<b>Jurisdiction</b>	<b>Facility Name</b>	<b>Ownership</b>	<b>Waste Accepted</b>	<b>Waste Managed</b>	<b>Waste Transported</b>
Baltimore City	Northwest	Municipal	128,424	0	128,424
Baltimore	Eastern	County	84,721	0	84,721
	Western Acceptance	County	218,941	131	218,861
Calvert	Calvert	Private	177,302	0	117,302
Cecil	Stemmers Run	County	2,409	0	2,409
	Woodlawn	County	4,124	0	4,124
Howard	Workplace Essentials	Private	118	0	118
Montgomery	Shady Grove	County	842,073	0	842,073
Talbot	Midshore	Maryland Environmental Service	32,533	0	32,,533
Worcester	Ocean City	Municipal	37,006	0	37,006

**Solid & Medical Waste Processing Facilities**

<b>Jurisdiction</b>	<b>Site Name</b>	<b>Ownership</b>	<b>Waste Accepted</b>	<b>Waste Managed</b>	<b>Waste Transported</b>
Baltimore City	Baltimore Environmental	Private	51,660	0	51,711
	Edison Processing	Private	28,617	0	28,617
Baltimore	Recovermat Mid-Atlantic	Private	135,194	0	160,322
Calvert	Southern Maryland Recycling	Private	49,776	0	49,776
Carroll	Roll-Off Express	Private	98,213	0	98,213
Montgomery	C&D Recovery	Private	67,559	1380	67,559
Prince George's	Dower House Recycling and Processing	Private	0	0	0
	Kenilworth Recycling Plant	Private	0	0	0
Wicomico	Peninsula Medical Waste	Private	6	0	6



**APPENDIX A**  
**Permitted Solid Waste Acceptance Facilities Operating In CY2006**  
**(Continued)**

**Solid Waste Processing Facilities & Transfer Stations**

<b>Jurisdiction</b>	<b>Facility Name</b>	<b>Ownership</b>	<b>Waste Accepted</b>	<b>Waste Managed</b>	<b>Waste Transported</b>
Anne Arundel	Curtis Creek Recovery Systems	Private	237,351	0	237,351
	Garnet of Maryland (A.K.A Annapolis Junction)	Private	661,880	0	661,880
Baltimore City	Baltimore Processing and Transfer Center	Private	138,123	0	138,123
	Stericycle	Private	19,535	0	21,192
Baltimore	Balto. County Resource Recovery Facility	County	407,321	10,428	397,523
Carroll	Northern	County	104,338	0	104,338
Howard	Alpha Ridge Landfill Processing and Transfer Facility	Private	35,275	0	35,275
	Ameriwaste	Private	182,557	0	182,557
Prince George's	Sheriff Road Processing and Transfer Station	Private	116,129	0	118,634

**Permitted Solid Waste Acceptance Facilities Not In Operation In CY 2006**

<b>Jurisdiction</b>	<b>Site Name</b>	<b>Facility Type</b>	<b>Ownership Type</b>	<b>Status</b>
Baltimore City	CS & D	Processing Facility	Private	Closed
Baltimore	ER&WR	Processing Facility	Private	Closed
Harford	Gravel Hill	C&D Landfill	Private	Not Built
Montgomery	Site 2	MSW Landfill	County	Not Built
Prince George's	Dower House Road	Processing Facility	Maryland Environmental Service	Under Construction
	Kenilworth	Processing Facility (C&D Only)	Private	Under Construction
	Washington Co. Rubblefill	C&D Landfill	County	Inactive
Wicomico	Bennett	Processing Facility	Private	Under Construction

## APPENDIX B

### Economic Benefits Provided In CY 2006 to Host Communities Reported by Permitted Solid Waste Acceptance Facilities

This table provides additional information that was voluntarily reported by **19** permitted solid waste acceptance facilities in **14** political jurisdictions describing the economic benefits of the facilities to the host communities. While the economic benefits identified in the table are very significant, the information does not fully represent the total economic benefit to Maryland's communities that are provided by all permitted solid waste acceptance facilities.

<b>Jurisdiction</b>	<b>Site Name</b>	<b>Economic Benefits To Community</b>	<b>Value of Facilities Provided</b>	<b>Direct Employment Benefits</b> <i>(Salaries / # of Employees)</i>	<b>Other Economic Benefits</b>
<i>Allegany</i>	<i>Mountainview MSWLF (Privately Owned)</i>	<i>Provides County residents and businesses an environmentally safe disposal site for County solid wastes at reasonable rates.  Saves Allegany County the cost of owning and operating a landfill.</i>	<i>Landfill site serves as a collection site for recyclables in Allegany County.</i>	<i>\$502,000 / 9 full time employees</i>	<i>In CY 2006, the Mountainview Landfill had purchases of \$900,000 for supplies and materials from Allegany County businesses.  Also has on-site used oil, cardboard, and aluminum recycling programs to boost recycling in Allegany County.</i>
<i>Anne Arundel</i>	<i>Annapolis Junction (Privately Owned)</i>	<i>Facility pays Host Community Fee to County for each ton of solid waste received.  Tip fee charged County is below the area's rates for disposal.</i>	<i>Area highway traffic from large tractor trailer trucks is reduced due to rail transfer of solid waste.  Use of facility allows Anne Arundel and Howard Counties to conserve disposal capacity in county landfills.</i>	<i>24 employees</i>	<i>No information provided.</i>
<i>Baltimore City</i>	<i>Baltimore Environmental Processing Facility (Privately Owned)</i>	<i>Annual real estate, personal property and sales taxes paid to City.</i>	<i>Convenient location for contractors.</i>	<i>\$200,000 / 4 employees including manager, clerk and 2 equipment operators.</i>	<i>Purchases of goods and services from the local community include fuel, temporary labor, parts and repairs.</i>
<i>Baltimore</i>	<i>Baltimore Processing and Transfer Center (Privately Owned)</i>	<i>Paid local taxes</i>	<i>Convenient location for C&amp;D haulers to offload.</i>	<i>12 employees Mostly operators and a few sorters</i>	

**APPENDIX B  
Economic Benefits (Continued)**

<b>Jurisdiction</b>	<b>Site Name</b>	<b>Economic Benefits To Community</b>	<b>Value of Facilities Provided</b>	<b>Direct Employment Benefits</b> <i>(Salaries / # of Employees)</i>	<b>Other Economic Benefits</b>
<b>Baltimore</b>	<b>Honeygo Run C&amp;D Landfill</b> <i>(Privately Owned)</i>	<i>Paid approximately \$50,000 in taxes to Baltimore County.</i>	<i>Donated approximately \$5,000 in disposal and recycling services to community organizations in the Perry Hall and White Marsh communities.</i>	<b>\$700,000 / 13 full time employees</b>  <i>80% of employees live within 20 miles of facility.</i>  <i>Provided free disposal service to area churches, softball fields, scouts, high school group, neighbors &amp; senior citizens.</i>	<b>\$2.2 million</b> to the community for the purchase of materials, goods and services.  <i>Continues to have philanthropic outreach programs that provide financial and educational resources to the local community. Contributions to various community organizations in the Perry Hall and White Marsh area.</i>
<b>Baltimore</b>	<b>Recovermat Mid-Atlantic C&amp;D Processor</b> <i>(Privately Owned)</i>	<b>\$33,118</b> paid in taxes to Baltimore County.  <i>Has a hiring priority for local residents.</i>	<i>Provides free disposal service for the Park Service.</i>	<b>\$760,956 / 14 employees</b>  <i>Jobs include laborers, equipment operators, mechanics, administrative and office staff.</i>	<b>90%</b> of all purchases are made locally.
<b>Baltimore</b>	<b>Wheelabrator Baltimore LP (BRESKO).</b> <i>(Privately Owned)</i>	<i>Extends life of landfills by reducing MSW volume through incineration</i>	<i>Sponsors several community outreach &amp; partnership programs</i>	<b>\$6 – 7 Million / 68 employees</b> including professionals and skilled workers	<i>No information provided.</i>
<b>Calvert</b>	<b>Howlin Land Clearing Debris Landfill</b> <i>(Privately Owned)</i>	<i>Tax incentive</i>	<i>Assisting county in disposing county solid waste.</i>	<b>3 employees</b>	<i>No information provided.</i>
<b>Calvert</b>	<b>Southern Maryland Processing Facility</b> <i>(Privately Owned)</i>	<i>Assisting county in handling solid waste &amp; promoting recycling</i>	<i>Not provided</i>	<b>4 employees</b>	<b>\$10,000</b> annually purchase of goods and services, recycled products with <b>\$9,000.</b>

**APPENDIX B  
Economic Benefits (Continued)**

<b>Jurisdiction</b>	<b>Site Name</b>	<b>Economic Benefits To Community</b>	<b>Value of Facilities Provided</b>	<b>Direct Employment Benefits</b> <i>(Salaries / # of Employees)</i>	<b>Other Economic Benefits</b>
<i>Calvert</i>	<b>Appeal Municipal Landfill</b> <i>(County Owned)</i>	<i>Provides waste disposal services for County residents, commercial institutions &amp; out-of-County communities. It is a self-sufficient facility &amp; does not require any General Funds.</i>	<i>Revenues are collected from users of the facility via user fees &amp; excise taxes. County residents may use the convenience center free of charge &amp; for chargeable items. County residents pay a lower fee at the landfill than commercial haulers.</i>	<b>87 Employees</b> <i>including Professional and Skilled Workers.</i>	<i>No information provided.</i>
<i>Carroll</i>	<b>Roll-Off Express, Inc. C&amp;D Processor</b> <i>(Privately Owned)</i>	<b>\$54,000/year</b> <i>paid in real estate, personal property and sales taxes.</i>	<b>\$2.25 million</b> <i>Investment for facilities.</i>	<b>\$275,000 / 17 employees</b> <i>including Equipment Operators, Drivers, Laborers.</i>	<b>\$375,000</b> <i>annually purchase of goods and services.</i>
<i>Cecil</i>	<b>Central County Landfill</b> <i>(County Owned)</i>	<i>Amnesty program for recycling materials, household hazardous waste days, and e-cycling events. Mulch for minimum fees.</i>	<i>No information provided.</i>	<b>\$400,000 / 23 Employees</b>	<i>Special no cost programs for recycling sand. \$700,000 to tax payers.</i>
<i>Frederick</i>	<b>Reichs Ford Site B Landfill</b> <i>(County Owned)</i>	<i>Free curbside recycling, 12 recycling drop-off centers, HHW collection, mulch free, etc.</i>	<i>Disposal of C&amp;D and MSW</i>	<b>\$1.2 Million / 35 Employees</b>	<i>Spent \$1.7 million on various recycling contracts and programs.</i>
<i>Harford</i>	<b>Harford Waste Disposal Center MSWLF</b> <i>(Publicly Owned)</i>	<i>Provides County residents with mulch and compost products free or at a reduced cost based on quantity</i>	<i>Provides County residents with solid waste disposal services at a competitive cost.</i>  <i>Provides Recycling services at "no cost."</i>	<b>\$2.18 Million / 51 full time employees</b> <i>Jobs include management, clerical, equipment operators, mechanics, chauffeur/laborers, laborers, &amp; weighmaster / attendants involved in both landfill and recycling activities</i>	<b>\$1.3 Milion / Contractual Services</b>

**APPENDIX B**  
**Economic Benefits (Continued)**

<b>Jurisdiction</b>	<b>Site Name</b>	<b>Economic Benefits To Community</b>	<b>Value of Facilities Provided</b>	<b>Direct Employment Benefits</b> <i>(Salaries / # of Employees)</i>	<b>Other Economic Benefits</b>
<i>Harford</i>	<b>Harford Waste to Energy Incinerator</b> <i>(Publicly Owned)</i>	<i>Produces equivalent of 4 million gallons #2 fuel/year.</i>	<i>Revenues from ferrous material recovery and recycling.</i>	<b>\$3,000,000 / 45 full time employees</b>	<i>Purchased goods for \$3 million.</i>
<i>Howard</i>	<b>Work Place Essential Transfer Station</b> <i>(Privately Owned)</i>	<i>Paid taxes and provides waste collection services to locality.</i>	<i>Assists County in providing collection of sanitary waste products originating from commercial restrooms in Baltimore, Howard, Anne Arundel counties and others.</i>	<b>\$800,000 / 18 employees</b>	<i>No information provided.</i>
<i>Howard</i>	<b>Ameriwaaste Processing Facility and Transfer Station</b> <i>(Privately Owned)</i>	<i>Payment of real estate, personal property and sales taxes to Howard County.</i>	<i>Facility supplements County facilities for solid waste disposal.</i>	<b>12 employees</b> <i>Jobs include 53 equipment operators, 2 clerks, &amp; 5 laborers.</i>	<b>\$200,000</b> in purchase from local vendors, <b>\$19,000</b> in value of recycled items.
<i>Montgomery</i>	<b>Shady Grove Transfer Station</b> <i>(Publicly Owned)</i>	<i>Strategically located for easy access to accommodate residential, industrial and commercial use.</i>	<i>No information provided.</i>	<b>14 – full time County employees</b> <b>44 - full time / 2 temporary Covanta Montgomery, Inc.</b> <b>15 full time / 5 MES employees.</b>	<i>No information provided.</i>
<i>St. Mary's</i>	<b>St. Andrew's Landfill</b> <i>(Publicly Owned)</i>	<i>Tipping fees waived during emergency/storm damage situations and other approved non-profit organization projects. Provides mulch made from yard and wood waste free to county residents.</i>	<i>Processes county's residential yard waste into mulch. Provides location for disposal of appliances and up to five (5) tires per trip, free of charge. Future, expansion of area C (36.8 acres) permitted landfill, if required.</i>	<b>\$700,000 / 21 employees</b> <i>Includes a Manager, 4 Equipment Operators, 2 Scale House Operators, and 14 Attendants (full &amp; part time)</i>	<b>\$300,000</b> - County subsidy of Recycling.  <b>\$1.3 million</b> - County subsidy for residential solid waste disposal.

**APPENDIX B  
Economic Benefits (Continued)**

<b>Jurisdiction</b>	<b>Site Name</b>	<b>Economic Benefits To Community</b>	<b>Value of Facilities Provided</b>	<b>Direct Employment Benefits</b> <i>(Salaries / # of Employees)</i>	<b>Other Economic Benefits</b>
<b>Washington</b>	<b>Forty West Municipal Landfill</b> <i>(Publicly Owned)</i>	<i>Centrally located in County for easy access to accommodate residential, industrial, and commercial use.</i>	<i>Facility owned and operated by Washington County for the solid waste disposal need of County residents.</i>	<b>\$1,000,000 / 28 employees</b> <i>Jobs include: Director, 2- Assistant Directors, 3 -Office Staff, 1 - Weighmaster / Inspector, 4 full time &amp; 3 part time Weigh Clerks, 8 - Equipment Operators, 2 - Mechanics, 1 Recycling Coordinator, &amp; 4 Residential Drop-off Attendants.</i>	<b>\$9.5 million annual</b> <i>operating budget spent locally for the purchase of materials, goods and services.</i>
<b>Worcester</b>	<b>Ocean City Transfer Station</b> <i>(Publicly Owned)</i>	<i>Provides for the consolidation of solid waste collected in the Town of Ocean City for transport 26 miles to the County's MSWLF.</i>	<i>No information provided.</i>	<i>No information provided.</i>	<i>No information provided.</i>

## APPENDIX C

### **Definitions**

---

For the purpose of this report, the terms below have the following meanings. Where applicable, the corresponding citation for the Code of Maryland Regulations (COMAR) is provided.

**Construction and Demolition Waste (C&D)** - Structural steel, cement, concrete, bricks (excluding refractory brick), lumber, plaster, plasterboard, insulation material, shingles and roofing material, floor and wall tile, asphalt, pipes and wires, and other structural fabrics. COMAR 26.04.07.13

**Disposal** - The landfilling, incineration, processing, or transfer of solid waste at a permitted solid waste acceptance facility.

**Incinerator Ash** - The residual by-products resulting from the incineration/combustion of solid waste, including bottom ash and residuals from air pollution abatement equipment, at permitted incinerators and waste-to-energy facilities.

**Industrial Solid Waste** - Any solid waste generated by a process of industry, manufacturing, trade or business or by the development of any natural resource, including agriculture. COMAR 26.08.01.01B(40)

**Land Clearing Debris (LCD)** - Materials from land clearing operations including earthen materials such as clays, sands, gravels, and silts; topsoil; tree stumps; root mats; brush and limbs; logs; vegetations; and rock. COMAR 26.04.07.11(B)

**Maryland Recycling Act (MRA) Recycling Rate** - The percentage of materials that was recycled as defined by the Maryland Recycling Act. Materials counted towards the MRA recycling rate include garbage or refuse that would, unless recycled, be disposed of in a refuse disposal system. The MRA recycling rate excludes the following materials in its calculation: hospital solid waste, construction and demolition waste, scrap metal, LCD, and sewage sludge.

**Municipal Solid Waste (MSW)** - That portion of "solid waste" as defined in COMAR 26.13.02.02 that originates from households, private residences, schools, institutions, businesses, commercial enterprises or as the result of community activities.

**Other Wastes** - Includes wastes such as non MSW ash, sewage sludge, scrap tires, yard waste, white goods, metals, compost, wood waste, food waste, electronics, pallets, textiles, special medical waste, asbestos, and other non-hazardous materials.

**Solid Waste Acceptance Facility** - A landfill, incinerator, transfer station, or processing facility whose primary purpose is to dispose of, treat, or process solid waste.

## APPENDIX D

### Permitted Natural Wood Waste Acceptance Facilities

<i>COUNTY</i>	<i>PERMITTEE</i>	<i>EPSC</i> <i>No.</i>	<i>PERMIT</i> <i>NUMBERS</i>	<i>SITE</i> <i>ACRES</i>	<i>ISSUED</i> <i>DATE</i>	<i>EXPIRATION</i> <i>DATE</i>	<i>PHONE</i> <i>NUMBER</i>	<i>FAX</i> <i>NUMBER</i>
<i>ALLEGANY</i>	NONE							
<i>ANNE ARUNDEL</i>	A-A Recycling, Inc. 8217 Baltimore-Annapolis Blvd. Pasadena MD 21122	2002	2006-NWW-GP01	9.90	09/22/2006	09/21/2011	(410) 437-7718	(410) 437-7718
	Broadneck Hauling 1461 Middletown Road Annapolis MD 21401	9824	2001-NWW-GP01	3.98	03/28/2001	03/27/2006	(410) 757-6152	(410) 626-7140
	Wm. Alan Boehm 1230 Cronson Blvd. Crofton MD 21114	21759	2004-NWW-GP01	10.00	11/24/2004	11/23/2009	(410) 721-1866	(410) 721-2031
	L&W Recycling , Inc. 8316 Lokus Road Odenton MD 21113	2667	2006-NWW-GP01	12.00	10/20/2006	10/19/2011	(410) 551-9142	(410) 551-9155
<i>BALTIMORE CITY</i>	NONE							
<i>BALTIMORE</i>	Albert J. Bierman 111 Hengemihle Avenue Essex MD 21221	14075	2002-NWW-GP01	5.90	08/28/2002	08/27/2007	(410) 682-2992	(410) 574-0123
	Baltimore County DPW 6259 Days Cove Road Baltimore MD 21162	3865	2005-WMF-0052	200.00	08/26/2005	08/25/2010	(410) 887-2009	(410) 887-2931
	Edrich Lumber, Inc. 9700 Old Court Road Baltimore MD 21244	2829	2005-NWW-GP01	12.00	06/08/2005	06/07/2010	(410) 922-5959	(410) 521-2778
	Hollins Organic Product 6247 Falls Road Baltimore MD 21209	2838	2005-NWW-GP01	2.00	04/22/2005	04/21/2010	(410) 828-0210	(410) 823-7645
	Northwest Recycling, LLC 212 Cockeyes Mill Road Baltimore MD 21136	24154	2005-NWW-GP01	5.00	11/02/2005	11/01/2010	(410) 833-9369	(410) 833-3963
	Wirtz & Daughters 6275 Days Cove Road White Marsh MD 21162	6891	2005-NWW-0552	14.00	03/31/2005	03/30/2010	(410) 335-0400	(410) 592-6248



## Permitted Natural Wood Waste Acceptance Facilities (Continued)

COUNTY	PERMITTEE	EPSC No.	PERMIT NUMBERS	SITE ACRES	ISSUED DATE	EXPIRATION DATE	PHONE NUMBER	FAX NUMBER
<b>CARROLL</b>	Carroll Co. Department of Enterprise & Recreation 1400 Baltimore Blvd. Westminster MD 21157	4344	2005-WMF-0066	80.00	08/10/2005	08/09/2010	(410) 386-2097	(410) 876-8284
	C.J. Miller, LLC 390 Vision Way Westminster MD 21158	3548	2006-NWW-GP01	40.00	08/15/2006	08/14/2011	(410) 239-8006	(410) 239-4204
	Green-Cycle Industries, LLC 7901 Kabik Court Woodbine MD 21797	23489	2005-NWW-GP01	30.00	08/01/2005	07/31/2010	(301) 674-6689	(301) 942-6734
<b>CECIL</b>	A.L.C. Mulch & Soil, LLC 1726 East Old Philadelphia Road Elkton MD 21421	25391	2006-NWW-GP01	25.00	04/18/2006	04/17/2011	(410) 392-0770	(410) 392-2317
	Grass Busters Landscaping 383 Hotton Road Elkton MD 21921	21763	2004-NWW-GP01	48.80	03/30/2005	03/29/2010	(301) 292-1166	(302) 292-1197
<b>CHARLES</b>	James E. Hill 6585 Ripley Road Ripley MD 20646	21448	2005-NWW-GP01	8.50	09/02/2005	09/01/2010	(301) 934-7158	(301) 934-7158
	Maximulch, LLC 12340 Crain Highway Newburg MD 20664	19966	2005-NWW-GP01	12.50	06/02/2005	06/01/2010	(301) 259-4906	(301) 259-4168
	Mona Enterprises 6901 Our Place Port Tobacco MD 20677	8905	2003-NWW-GP01	70.00	05/14/2003	05/13/2008	(301) 932-6332	(301) 932-0076
<b>DORCHESTER</b>	NONE							
<b>FREDERICK</b>	Frederick County Board of County Commissioners 9031 Reichs Ford Road Frederick MD 21704	2861	2005-WMF-0307	58.00	08/26/2005	08/25/2010	(301) 694-1848	(301) 631-3044
	William Lee Butler 4039 Tuscarora Road Point of Rocks MD 21777	20607	2003-NWW-GP01	n/a	07/20/2004	07/19/2009	(301) 607-4541	(301) 874-8348
<b>GARRETT</b>	NONE							
<b>HARFORD</b>	Comer Construction Co. 900 Cirelli Court Aberdeen MD 21001	6792	2003-NWW-GP01	6.00	09/19/2003	09/18/2008	(410) 879-6094	(410) 638-0289

## Permitted Natural Wood Waste Acceptance Facilities (Continued)

COUNTY	PERMITTEE	EPSC No.	PERMIT NUMBERS	SITE ACRES	ISSUED DATE	EXPIRATION DATE	PHONE NUMBER	FAX NUMBER
<b>HARFORD</b>	<b>T&amp;M Mulch, Inc.</b> 1900 N. Fountain Green Road Bel Air MD 21015	2837	2002-NWW-GP01	7.30	04/16/2002	04/15/2007	(410) 838-2266	(410) 838-2266
	<b>Crouse Construction Co.</b> 1001 Philadelphia Road Aberdeen MD 21001	2828	2000-NWW-GP01	25.00	06/27/2005	06/26/2010	(410) 879-1822	(410) 893-0045
<b>HOWARD</b>	<b>Jerom M. Carlin</b> 2020 Daniels Road Ellicott City MD 21043	21874	2004-NWW-GP01	15.00	12/02/2004	12/01/2009	(410) 465-4078	(410) 465-5483
<b>KENT</b>	<b>NONE</b>							
<b>MONTGOMERY</b>	<b>ACME Biomass Reduction, Inc.</b> 21601 New Hampshire Ave. Brookville MD 20833	8509	2004-NWW-GP01	107.50	09/08/2004	09/07/2010	(301) 540 - 2968	(301) 540 - 9630
	<b>Twin Ponds Farm, LLC</b> 15315 Mt. Nebo Road Poolesville MD 20837	15519	2003-NWW-GP01	4.00	05/18/2003	05/17/2008	(301) 942-6700	(301) 942-6734
<b>PRINCE GEORGE'S</b>	<b>Aggregate &amp; Dirt Solutions, LLC</b> 5900 Sheriff Road Capital Height MD 20743	10501	2002-NWW-GP01	7.35	02/15/2002	02/14/2007	(301) 572-9450	(301) 636-6244
	<b>Aggregate &amp; Dirt Solutions, LLC</b> 7041 Contee Road Laurel MD 20743	10501	2002-NWW-GP01	26.60	03/11/2002	04/10/2007	(301) 572-9450	(301) 636-6244
	<b>Dower House Road, LLC</b> 5900 Dower House Road Upper Marlboro MD 20772	5419	2005-WPF-0563	10.50	08/31/2005	08/30/2010	(301) 809-6113	(301) 809-0025
	<b>Ritchie Land Reclamation LP</b> 24024 Frederick Road Clarksburg MD 20871	2815	2004-WRF-0126	78.00	04/05/2005	04/04/2010	(301) 428-0800	(301) 428-1736
<b>QUEEN ANNE'S</b>	<b>R. B. Baker &amp; Sons, Inc.</b> 501 4-H Park Road Queenstown MD 21658	5605	2006-NWW-0620	3.00	12/13/2006	12/12/2011	(410) 827-8831	(410) 827-8831
<b>ST. MARY'S</b>	<b>NONE</b>							
<b>TALBOT</b>	<b>Dependable Sand &amp; Gravel, Inc.</b> 13155 Ocean Gateway Queen Anne MD 21657	3132	2005-NWW-GP01	343.00	09/30/2005	09/29/2010	(410) 822-6363	(410) 820-7789

## Permitted Natural Wood Waste Acceptance Facilities (Continued)

COUNTY	PERMITTEE	EPSC No.	PERMIT NUMBERS	SITE ACRES	ISSUED DATE	EXPIRATION DATE	PHONE NUMBER	FAX NUMBER
TALBOT	L & I Tree Clearing, LLC 14251 Willow Road Hancock MD 21750	18870	2004-NWW-GP01	10.00	03/08/2004	03/07/2009	(301) 678-7100	(301) 678-7100
WICOMICO	Dunn's Tractor Services, Inc. 9042 Taylor Road Delmar MD 21875	19804	2004-NWW-GP01	10.00	05/07/2004	05/06/2009	(410) 742-7429	(410) 742-7429
	Eastern Shore Forest Product, Inc. 3667 St. Lukes Road Salisbury MD 21804	24398	2005-NWW-0615	2.00	12/13/2006	12/12/2011	(410) 548-7136	(410) 742-5540
WORCESTER	David J. Reeves, Inc. 12032 Saturn Lane Bishopville MD 21813	2832	2002-NWW-GP01	2.00	11/27/2002	12/27/2007	(410) 352-5063	(410) 352-5063



# APPENDIX E

## Permitted Solid Waste Acceptance Facilities

COUNTY	PERT NO.	FACILITY NAME	TYPE	OWNER TYPE	MD GRID * E / N	PERMIT NUMBER	EXPIRATION DATE	FILL/SITE ACREAGE	SITE LOCATION / COMMENTS
ALLEGANY	2226	Mountainview Municipal LF	WMF	PRI	262 / 652	2006-WMF-0010	03/29/2011	40 / 396	13300 New George's Creek Road, Frostburg MD 21532.
ANNE ARUNDEL	6167	Curtis Creek PF & TS	WPT	PRI	917 / 500	2003-WPT-0539	11/12/2008	- / 12.8	23 Stahl Road, Baltimore MD 21226. <b>Accepts C&amp;D Waste.</b>
	5442	Annapolis Junction PF & TS	WPT	PRI	860 / 470	2005-WPT-0158	02/12/2011	- / 17	8077 Brock Bridge Road, Jessup MD 20794.
	2134	Millersville Municipal Landfill	WMF	CTY	895 / 460	1999-WMF-0240	11/13/2007	330 / 567	389 Burns Crossing Road, Severn MD 21144-341.
BALTIMORE CITY	5701	Baltimore Environmental PF	WPF	PRI	903 / 526	2003-WPF-0588	03/04/2009	- / 1.7	1437 West Hamburg Street, Baltimore MD 21230. <b>Accepts C&amp;D Waste.</b>
	2051	Baltimore Proc. & Transfer Center	WPT	PRI	921 / 499	2003-WPT-0600	09/13/2009	- / 15.6	5800 Chemical Road, Baltimore MD 21226.
	3322	Baltimore Regional MWI	WMI	PRI	926 / 568	2005-WIN-0036	05/04/2011	- / 4.0	3200 Hawkins Point Rd, Baltimore MD 21226. <b>Formerly Phoenix Services.</b>
	3013	Southwest Resource Recovery	WTE	PRI	904 / 523	2005-WTE-0030	02/20/2010	- / 15	1801 Annapolis Road, Baltimore MD 21230. <b>Formerly BRESKO.</b>
	2775	CS&D Processing Facility	WPF	PRI	904 / 527	2003-WPF-0546	10/05/2008	- / <1	1100 Wicomico Street, Baltimore MD 21230. <b>Off-spec Cosmetics Processor.</b>
	5427	Edison Processing Facility	WPF	PRI	535 / 920	2006-WPF-0565	09/13/2011	- / 12.5	1030 Edison Highway, Baltimore MD 21213. <b>Accepts Only C&amp;D Waste.</b>
	5313	Millennium HPP Industrial Waste LF	WIF	PRI	925 / 501	2004-WIF-0527	05/25/2010	57/95	3901 Fort Armistead Road, Baltimore MD 21226.
	2776	Northwest Transfer Station	WTS	MUN	855 / 550	2005-WTS-0038	08/03/2010	- / 6.6	5030 Reisterstown Road, Baltimore MD 21215.
	4202	Quarantine Road Municipal LF	WMF	MUN	922 / 502	2005-WMF-0325	03/31/2010	126 / 153	6100 Quarantine Road, Baltimore MD 21226.
	3323	Stericycle, Inc. PF	WPT	PRI	921 / 501	2003-WPT-0591	03/30/2009	- / 2.4	5902 Chemical Road, Baltimore MD 21226.
BALTIMORE	5191	University of MD @ Baltimore MWI	WMI	UMD	907 / 532	2005-WMI-0512	03/07/2010	- / <1	714 W. Lombard St., Baltimore MD 21201-1010.
	2779	BCRRF	WPT	CTY	900 / 507	2005-WPT-0048	04/07/2010	- / 7.3	10320 York Road, Cockeysville MD 21030.
	5268	Days Cove Rubble Landfill	WRF	PRI	975 / 570	2003-WRF-0592	08/19/2009	35.6 / 99	6425 Days Cove Road, White Marsh MD 21162.
	2781	Eastern Municipal Landfill	WMF	CTY	974 / 570	2005-WMF-0052	08/25/2010	200 / 367	6259 Days Cove Road, White Marsh MD 21162.
	2781	Eastern Transfer Station	WTS	CTY	974 / 570	2006-WTS-0508	12/21/2011	- / 3.2	6260 Days Cove Road, White Marsh MD 21162.
	5188	ER&WR Processing Facility	WPF	PRI	940 / 508	2003-WPF-0545	12/03/2008	7 / 10.0	Riverside Rd & Tin Mill Rd, Sparrows Point MD 21219. <b>Facility Closed.</b>
	14404	Honeygo Run Rubble Landfill SE	WRF	PRI	958/564	2002-WRF-0579	04/19/2010	77/117	10710 Philadelphia Road, Perry Hall MD 21128. <b>Expansion of Existing Landfill.</b>
	2782	Western Acceptance Facility TS	WTS	CTY	905 / 510	2003-WTS-0599	06/13/2009	- / 5.2	3310 Transway Road, Halethorpe MD 21227.

## Permitted Solid Waste Acceptance Facilities (Continued)

COUNTY	PERT NO.	FACILITY NAME	TYPE	OWNER TYPE	MD GRID * E / N	PERMIT NUMBER	EXPIRATION DATE	FILL/SITE ACREAGE	SITE LOCATION / COMMENTS
CALVERT	2783	Appeal Municipal Landfill	WMF	CTY	961 / 200	2002-WMF-0531	10/07/2007	30 / 350	401 Sweetwater Road, Lusby MD 20678.
	2783	Calvert County Transfer Station	WTS	PRI	961 / 200	2002-WTS-0519	04/29/2007	- / 1	401 Sweetwater Road, Lusby MD 20678.
	2865	Hance Land Clearing Debris LF	WLC	PRI	923 / 246	2005-WLC-0252	11/22/2010	10.2 / 23.6	1/4 mile west of MD Rtes 2 & 506, Prince Frederick MD 20678.
	2784	Hill Land Clearing Debris LF	WLC	PRI	914 / 304	2004-WLC-0551	10/05/2009	2.9 / 17.6	MD Rte. 2 & Dalrymple Rd, Sunderland MD 20689.
	12596	Howlin Land Clearing Debris LF	WLC	PRI	961 / 200	2002-WLC-0577	06/24/2008	3.0 / 32.7	8580 Nursery Road, Lusby MD 20657.
	2785	M.T. Parran LCD Landfill	WLC	PRI	945 / 227	2004-WLC-0550	01/17/2010	4.3 / 6.6	Eastside MD Rte 765 - North of MD Rtes 2 & 4, St. Leonard MD 20689.
	11591	Southern Md. Recycling and PF	WPF	PRI	910 / 310	2003-WPF-0597	02/05/2009	- / 0.2	7659 Binnacle Lane, Owings MD 20736
CAROLINE		None							
CARROLL	4344	Northern Municipal Landfill	WMF	CTY	816 / 626	2005-WMF-0066	08/09/2010	80 / 220	1400 Baltimore Boulevard, Westminster MD 21157.
	4344	Northern Landfill PF&TS	WPT	CTY	816 / 626	2003-WPT-0541	08/14/2008	3 / 220	1400 Baltimore Boulevard, Westminster MD 21157.
	5388	Roll-Off Express PF	WPF	PRI	832 / 605	2002-WPF-0159	01/12/2008	- / 6.8	2900 Dede Road, Finksburg MD 21048. <b>Accepts C&amp;D Waste.</b>
CECIL	2789	Cecil Co. Central Municipal LF	WMF	CTY	1107 / 644	2002-WMF-0532	10/30/2007	40 / 418	758 East Old Philadelphia Rd., Elkton MD 21921.
	2790	Stemmer's Run Transfer Station	WTS	CTY	1095 / 581	2005-WTS-0072	03/19/2010	- / 9.7	45 Stemmer's Run Road, Earleville MD 21919.
	2791	Woodlawn Transfer Station	WTS	CTY	1058 / 658	2005-WTS-0074	03/13/2010	- / 37	Fire Tower & Waibel Rds, Port Deposit MD 21904.
CHARLES	2792	Charles Co. Municipal LF No. 2	WMF	CTY	832 / 269	2005-WMF-0076	10/12/2010	73 / 114	12305 Billingsley Road, Waldorf MD 20602.
	3364	Indian Head NSWC Incinerator	WIN	FED	750 / 275	2004-WIN-0529	03/16/2009	- / 1	101 Strauss Avenue, Indian Head MD 20640.
DORCHESTER	2794	Beulah Municipal Landfill	WMF	CTY	1115 / 307	2004-WMF-0554	05/25/2009	27 / 40	6812 East New Market-Ellwood Rd, Hurlock MD 21643.
FREDERICK	3157	EASTALCO Industrial Waste LF	WIF	PRI	650 / 535	2003-WIF-0537	07/11/2009	10.2 / 20	5601 Manor Wood Rd, Frederick MD 21703.
	1348	Fort Detrick Municipal Landfill	WMF	FED	672 / 583	2005-WMF-0327	07/10/2010	61 / 297	Area B - Rosemont Avenue & Shookstown Road. <b>Fort Detrick Waste Only.</b>
	3190	Fort Detrick Incinerator Complex	WIN	FED	678 / 582	2005-WIN-0341	06/29/2010	- / 1	Area A - East off Beasley Drive. <b>Limited To Waste Only From Fort Detrick.</b>
	2861	Site B Solid Waste PF&TS	WPT	CTY	702 / 561	2004-WPT-0604	07/20/2011	58 / 184	9031 Reichs Ford Road, Frederick MD 21704.
GARRETT	5026	Garrett Co. SWD&RF	WMF	CTY	116 / 604	2006-WMF-0094	03/29/2011	30 / 188	3118 Oakland-Sang Run Rd, Oakland MD 21550.

## Permitted Solid Waste Acceptance Facilities (Continued)

COUNTY	PERT NO.	FACILITY NAME	TYPE	OWNER TYPE	MD GRID * E / N	PERMIT NUMBER	EXPIRATION DATE	FILL/SITE ACREAGE	SITE LOCATION / COMMENTS
HARFORD	5745	Gravel Hill Rubble Landfill	WRF	PRI	1037 / 631	2002-WRF-0517	12/07/2008	35 / 55.4	Gravel Hill Road, Havre De Grace MD 21078. <b>Landfill Not Constructed.</b>
	2799	Harford Waste Disposal Ctr. LF	WMF	CTY	1000 / 650	2005-WMF-0098	10/27/2010	60 / 259	3241 Scarboro Road, Street MD 21154.
	5742	Harford Waste-To-Energy	WIN	PRI	994 / 573	2002-WIN-0576	01/23/2008	- / 4	1 Magnolia Rd, Joppa MD 21085. <b>Produces Steam for APG Complex.</b>
	2802	Oak Avenue Rubble Landfill	WRF	PRI	982 / 580	2004-WRF-0104	03/21/2010	39 / 42.8	1020 Oak Avenue, Joppa MD 21085.
HOWARD	2805	Alpha Ridge Municipal Landfill	WMF	CTY	823 / 539	2005-WMF-0110	10/27/2010	195 / 590	2350 Marriottsville Road, Marriottsville MD 21104.
	2805	Alpha Ridge PF&TS	WPT	CTY	823 / 539	2002-WPT-0578	12/26/2007	195 / 590	2350 Marriottsville Road, Marriottsville MD 21104.
	8202	Ameriawaste PF&TS	WPT	PRI	865 / 489	2001-WPT-0572	11/05/2011	- / 12.89	7150 Kit Kat Road, Elkridge MD 21075. <b>Accepts Only C&amp;D Waste.</b>
	16558	Workplace Essentials, Inc. TS	WTS	PRI	885 / 550	2004-WTS-0594	09/28/2009	- / 1	7184 Troy Hill Drive, Suites J & K, Elkridge MD 21075. <b>Accepts Diapers &amp; Other Special Sanitary Wastes.</b>
KENT		None							
MONTGOMERY	15721	C & D Recovery PF	WPF	PRI	710 / 510	2003-WPF-0581	03/11/2009	- / 10.8	24120 Frederick Road, Clarksburg MD 20871.
	2808	MCRRF	WTE	CTY	671 / 501	2003-WTE-0538	04/22/2008	- / 35	21204 Martinsburg Road, Dickerson MD 20842.
	5562	Montgomery Co. Site 2 MFW	WMF	CTY	680 / 490	2002-WMF-0237	05/05/2009	125 / 650	3 miles southwest of Dickerson, MD 20842. <b>Landfill Not Constructed.</b>
	2809	Shady Grove PF&TS	WPT	CTY	845 / 465	2006-WPT-0617	11/02/2011	- / 43	16101 Frederick Road, Derwood MD 20850.
PRINCE GEORGE'S	2813	Brown Station Road Municipal LF	WMF	CTY	865 / 365	2003-WMF-0589	09/21/2010	134 / 164	3500 Brown Station Road, Upper Marlboro MD 20772.
	5419	Dower House PF	WPF	PRI	843 / 355	2005-WPF-0563	08/30/2010	- / 10	5900 Dower House Road, Upper Marlboro MD 20772.
	10720	Kenilworth PF	WPF	PRI	820 / 392	2001-WPF-0571	10/19/2011	- / 9.2	4516 S Street, Capital Heights MD 20743. <b>Accepts C&amp;D Waste.</b>
	2815	Ritchie Land Rubble LF	WRF	PRI	849 / 372	2004-WRF-0126	04/04/2010	78 / 258	2001 Ritchie Marlboro Rd, Upper Marlboro MD 20772.
	2815	Ritchie Land Rubble LF-Phase 2	WRF	PRI	849 / 372	2003-WRF-0590	01/10/2011	78 / 258	2001 Ritchie Marlboro Rd, Upper Marlboro MD 20772.
	3011	Sheriff Road PF&TS	WPT	PRI	826 / 391	2002-WPT-0218	09/12/2007	- / 1.5	5800 Sheriff Road, Fairmont Heights MD 20743. <b>Accepts Only C&amp;D Waste.</b>
QUEEN ANNE'S	2817	Baker Rubble Landfill	WRF	PRI	1046 / 429	2004-WRF-0132	08/15/2009	13 / 18.5	501 4-H Park Road, Queenstown MD 21658. <b>Serves Mid-Shore Counties.</b>
ST. MARY'S	2818	Knott Land Clearing Debris LF	WLC	PRI	946 / 140	2006-WLC-0134	04/23/2011	4.3 / 55	1/4 mile North - Flat Iron Rd 2 & Boothe Road, Great Mills MD 20634.
	2819	St. Andrews Municipal Landfill	WMF	CTY	934 / 167	2005-WMF-0138	10/27/2010	36.8 / 55	44825 St. Andrews Church Rd., California MD 20619. <b>Landfill Not Operating.</b>

## Permitted Solid Waste Acceptance Facilities (Continued)

COUNTY	PERT NO.	FACILITY NAME	TYPE	OWNER TYPE	MD GRID * E / N	PERMIT NUMBER	EXPIRATION DATE	FILL/SITE ACREAGE	SITE LOCATION / COMMENTS
SOMERSET	2821	<b>Fairmount Rd. Municipal Land-fill</b>	WMF	CTY	1158 / 184	2004-WMF-0268	09/08/2009	33 / 62	8716 James Ring Road, Westover MD 21871.
	3467	<b>Smith Island Incinerator</b>	WIN	CTY	1076 / 057	2005-WIN-0140	09/12/2010	0.06	Smith Island Road, Ewell MD 21824.
TALBOT	4323	<b>Midshore Regional Municipal LF</b>	WMF	MES	1080 / 356	2004-WMF-0144	02/14/2010	67 / 140	7341 Barkers Landing Road, Easton MD 21601. <b>Serves Talbot, QA, Caroline and Kent Counties.</b>
	4323	<b>Midshore Transfer Station</b>	WTS	MES	1080 / 356	2004-WTS-0549	10/04/2009	0.5 / 140	7341 Barkers Landing Road, Easton MD 21601. <b>Serves Talbot, QA, Caroline and Kent Counties</b>
WASHINGTON	2862	<b>Forty West Municipal Land-fill</b>	WMF	CTY	575 / 673	2005-WMF-0266	06/14/2010	189 / 425	12630 Earth Care Road, Hagerstown MD 21740.
	3535	<b>Washington Co. Hosp. Assn. MWI</b>	WMI	PRI	658 / 598	2005-WMI-0553	06/15/2010	0.25 / 77	251 East Antietam Sreet, Hagerstown MD 21740.
	2823	<b>Washington Co. Rubble Landfill</b>	WRF	CTY	568 / 652	2004-WRF-0270	08/04/2009	75 / 100	11112 Kemps Mill Road, Williamsport MD 21740. <b>Landfill Not Operating.</b>
WICOMICO	15673	<b>Bennett Processing Facility</b>	WPF	PRI	0802 / 220	2005-WPF-0579	08/04/2010	5 / 14.3	513-515 South Camden Ave., Fruitland MD
	2824	<b>Newland Park Municipal Land-fill</b>	WMF	CTY	1180 / 200	2005-WMF-0283	03/21/2010	60 / 125	7161 Brick Kiln Road, Salisbury MD 21801.
	2575	<b>Peninsula Medical Waste PF</b>	WPM	PRI	1201 / 186	2006-WPM-0505	12/19/2011	- / 23	100 East Carroll Street, Salisbury MD 21801.
WORCESTER	2826	<b>Central Municipal Landfill</b>	WMF	CTY	1278 / 140	2006-WMF-0152	05/31/2011	230 / 725	7091 Central Lane, Newark MD 21863.
	2827	<b>Ocean City Transfer Station</b>	WTS	MUN	1353 / 207	2005-WTS-0156	08/08/2010	- / 2.2	306 - 65th Street, Ocean City MD 21842. <b>Accepts Only MSW.</b>

### Summary

<u>Type Of Facility</u>		<u>Type of Ownership</u>	
WMF: Municipal Solid Waste Landfill	22	CTY: County Government	30
WRF: Rubble / Construction & Demolition Landfill	8	PRI: Private (Commercial)	39
WLC: Land Clearing Debris Landfill	5	MUN: Municipal Government	3
WIF: Industrial Landfill	2	UMD: University of Maryland System	1
WIN: MSW or Special Medical Waste Incinerator	4	FED: Federal Government	3
WMI: Medical Waste Incinerator	3	MES: Maryland Environmental Service	2
WPF: Processing Facility	11		
WPM: Special Medical Waste Processing Facility	1		
WTS: Transfer Station	9		
WPT: Processing Facility & Transfer Station	11		
WTE: Waste to Energy / MSW Incinerator	2		
<b>TOTAL</b>	<b>78</b>	<b>TOTAL</b>	<b>78</b>