

SOLID WASTE MANAGED IN MARYLAND

CALENDAR YEAR 2002

*Robert L. Ehrlich, Jr., Governor
State of Maryland*

*Kend P. Philbrick, Acting Secretary
Maryland Department of the Environment*

*Jonas A. Jacobson, Director
Waste Management Administration*

*Hilary D. Miller, Administrator
Recycling, Marketing & Operations Program*



MARYLAND DEPARTMENT OF THE ENVIRONMENT
1800 Washington Blvd., Suite 610, Baltimore, Maryland 21230-1719
800-633-6101 x3314 410-537-3314 TTY Users 800-735-2258 www.mde.state.md.us

***REPORT TO THE
HOUSE ENVIRONMENTAL MATTERS COMMITTEE
and
SENATE EDUCATION, HEALTH, and
ENVIRONMENTAL AFFAIRS COMMITTEE***

September 2003

Table of Contents

Introduction	1
Data Collection Methodology.....	2
Definitions.....	3
Amount of Solid Waste Managed by Category.....	4
Amount of Solid Waste Disposed in the State that is Generated Outside the State and the Jurisdictions Where the Solid Waste Originated.....	5
Amount of Solid Waste Generated in the State and Transported Out of the State For Disposal.....	7
Amount of Solid Waste Managed or Disposed in the State.....	8
APPENDIX A - Permitted Solid Waste Acceptance Facilities.....	10
APPENDIX B - Economic Benefits Provided to Host Communities as Reported by Permitted Solid Waste Acceptance Facilities.....	14

Maryland Department of the Environment

Annual Report to the Legislature Solid Waste Managed in Maryland Calendar Year 2002

Introduction

The Maryland Department of the Environment (MDE or Department) respectfully submits to the House Environmental Matters Committee and the Senate Education, Health and Environmental Affairs Committee the Department's Annual Report regarding how solid waste was managed in Maryland during calendar year 2002. MDE has prepared the report in accordance with the requirements of § 9-204(m) of the Environment Article, Annotated Code of Maryland, Chapter 555 of the Acts of 1998.

The reporting requirements defined in § 9-204(m) of the Environment Article direct MDE to prepare a report on the amount of solid waste, by weight or volume, which was disposed in the State during the previous year. All permitted solid waste acceptance facilities must provide MDE with the information needed to prepare this report on an annual basis. The report must identify:

- (1) The amount of waste disposed by the following solid waste categories:
 - Construction and Demolition Debris (C&D)
 - Incinerator Ash
 - Industrial Waste
 - Land Clearing Debris (LCD)
 - Municipal Solid Waste (MSW)
 - Any other solid waste identified by the Department;
- (2) The amount of solid waste disposed in the State that is generated outside the State.
- (3) The jurisdictions where the solid waste originated.
- (4) The amount of solid waste generated in the State that is transported outside the State for disposal.
- (5) An estimate of the amount of solid waste managed or disposed by:
 - Recycling
 - Composting
 - Landfilling
 - Incineration

In addition to reporting the information relating to the quantities of solid waste managed and disposed, owners of permitted solid waste acceptance facilities may also submit optional information to MDE relating to the economic benefits provided by the solid waste acceptance facility to the community where that facility is located. Information reported by the permitted facilities may include:

- (1) An accounting of the facility's economic benefits provided to the locality where the facility is located.
- (2) The value of disposal and recycling facilities provided to the locality at no cost or reduced cost.
- (3) Direct employment associated with the facility.
- (4) Other economic benefits resulting from the facility during the preceding calendar year.

Data Collection Methodology

Solid Waste Disposal Data:

To collect the necessary information to comply with the reporting requirements of § 9-204(m) of the Environment Article, MDE compiled the data reported by permitted solid waste acceptance facilities that accepted waste for the 2002 calendar year from the Annual Tonnage Reports. These reports are required to be submitted as a condition of each facility's Refuse Disposal Permit and describe the facility's waste management activities for the preceding year. Appendix A provides a list of the State's permitted solid waste acceptance facilities. The Annual Tonnage report also provides an opportunity for the solid waste acceptance facility to provide optional information, which describes the economic benefits that the facility provides to the community. Appendix B provides a summary of the information MDE received from the facilities that chose to provide this optional information.

Recycling Data:

To develop the required data summarizing recycling activities during the 2002 calendar year, MDE compiled the information contained in the Maryland Recycling Act (MRA) Tonnage reports. These reports are submitted annually to the Department by county recycling programs and the City of Baltimore. The MRA Tonnage reports provide detailed information relating to the types and quantities of materials recycled in each political jurisdiction for the preceding year. The information contained in these reports demonstrates a jurisdiction's compliance with the mandated recycling goals as defined in § 9-505 of the Environment Article. Specifically, the goals mandate a 15% recycling rate for counties with populations of less than 150,000 and a 20% recycling rate for counties with populations greater than 150,000.

Definitions

Construction and Demolition Waste - Structural steel, cement, concrete, bricks (excluding refractory brick), lumber, plaster, plasterboard, insulation material, shingles and roofing material, floor and wall tile, asphalt, pipes and wires, and other structural fabrics (COMAR 26.04.07.13).

Disposal - For the purpose of this report, the term disposal means the landfilling or combustion of solid waste.

Incinerator Ash - The residual by-products resulting from the combustion of solid waste, including bottom ash and residuals from air pollution abatement equipment, at permitted incinerators and waste-to-energy facilities.

Industrial Waste - Any waste generated by a process of industry, manufacturing, trade or business or by the development of any natural resource, including agriculture (COMAR 26.08.01.01B(40)).

Land Clearing Debris - Materials from land clearing operations including: earthen materials such as clays, sands, gravels, and silts; topsoil; tree stumps; root mats; brush and limbs; logs; vegetations; and rock (COMAR 26.04.07.11(B)).

Maryland Recycling Act (MRA) recycling rate - The percentage of materials that were recycled as defined by the Maryland Recycling Act. Materials counted towards the MRA recycling rate include garbage or refuse that would, unless recycled, be disposed of in a refuse disposal system. The MRA recycling rate excludes the following materials in its calculation: hospital waste, construction and demolition waste, scrap metal, land clearing debris, and sewage sludge.

Municipal Solid Waste - That portion of "solid waste" as defined in COMAR 26.13.02.02 that originates from households, private residences, schools, institutions, businesses, commercial enterprises or as the result of community activities.

Other Wastes - Includes wastes such as special medical waste, asbestos and other non-hazardous materials.

Solid Waste Acceptance Facility – A landfill, incinerator, processing facility or transfer station having a Refuse Disposal Permit, which disposes, treats, or processes solid waste.

Amount of Solid Waste Managed by Category

The information presented in this report provides a summary of how solid waste was managed during calendar year 2002.

Table 1 represents the amount of solid waste in tons, by solid waste category, that was managed.

Table 1

Solid Waste Category	Tons Accepted for Disposal ¹	Tons Recycled or Composted ²	Total Tons Managed
Construction & Demolition Waste (C&D)	1,464,631	1,810,837	3,275,468
Industrial Waste	175,543	129,169	304,712
Land Clearing Debris (LCD)	10,944	33,282	44,226
Municipal Solid Waste (MSW)	4,663,141	2,056,110	6,719,251
Other Wastes	116,070	528,959	645,029
Sub-total	6,430,329	4,558,357	10,988,686
Incinerator Ash	223,722	270,564	494,286
TOTAL	6,654,051	4,828,921	11,482,972

1. Includes waste accepted at landfills and incinerators and waste accepted for transport by transfer stations and processing facilities for out-of-state disposal.

2. Does not include pozzolan reported as recycled since § 15-407 of the Environment Article, Annotated Code of Maryland exempts pozzolan as a solid waste.

Key elements for interpreting the data include:

- The tons reported as recycled or composted includes other materials in addition to those counted for the Maryland Recycling Act recycling rate (e.g. estimates of asphalt and concrete recycled in roadways as reported by the Maryland Department of Transportation and counties).
- Most recycling activities are performed at facilities that do not have a refuse disposal permit.
- **58.5%** (6,719,251 tons) of the solid waste managed in the State during calendar year 2002 was municipal solid waste.
- Tons of scrap tires and sewage sludge managed in the State are not a reporting requirement under § 9-204(m).

Amount of Solid Waste Disposed in the State That is Generated Outside of the State And the Jurisdictions Where the Solid Waste Originated

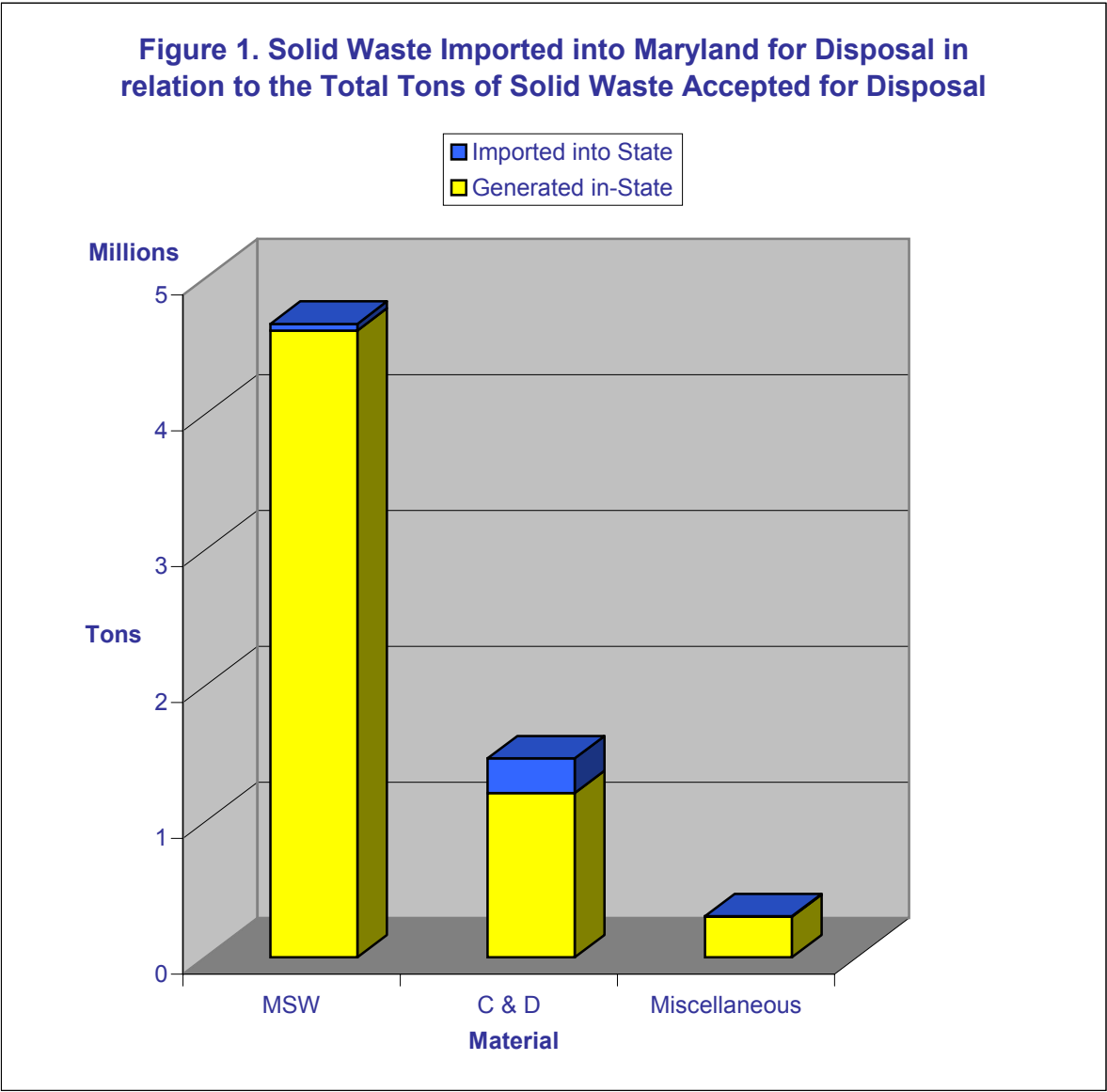
Table 2 compares, by category of waste, the amount of waste in tons imported into Maryland for disposal to the amount of waste accepted for disposal at State permitted solid waste acceptance facilities. Waste generated outside of the State comes from California, (CA), Delaware (DE), Iowa (IA), New Jersey (NJ), New York (NY), Pennsylvania (PA), Rhode Island (RI), Virginia (VA), West Virginia (WV) and the District of Columbia (DC).

- The **Mountainview MSW** landfill in Allegany County is the only permitted municipal solid waste landfill that accepts solid waste from other states. This privately owned facility has a contractual agreement with Allegany County allowing it to accept "other than County" waste after meeting the terms of its contract with the County. The landfill is limited to a maximum tonnage of 125,000 tons per year.
- There were **five (5)** Construction & Demolition Debris Landfills operating during the year, **three (3)** of which accepted waste from out of the state.
- “**Miscellaneous**” includes Land Clearing Debris, Industrial, and Other Waste (e.g. special medical waste, asbestos) brought into Maryland for disposal.

Table 2

Solid Waste Category	Tons Imported into Maryland	Total Tons Accepted for Disposal	Source Jurisdiction
MSW	49,455	4,663,141	DC, DE, NJ, NY, PA, VA, WV
C&D	255,657	1,464,631	DC, DE, NJ, PA, VA, WV
Miscellaneous	4,978	302,557	CA, DC, DE, IA, NJ, NY, PA, RI, VA, WV
TOTAL	310,090	6,430,329	CA, DC, DE, IA, NJ, NY, PA, RI, VA, WV

Figure 1 illustrates the comparison of the amount of waste in tons imported into Maryland for disposal to the amount of waste accepted for disposal at State permitted solid waste acceptance facilities. In Calendar Year 2002, the facilities accepted waste from California, Delaware, Iowa, New Jersey, New York, Pennsylvania, Rhode Island, Virginia, West Virginia and the District of Columbia.



Amount of Solid Waste Generated In the State and Transported Out of the State For Disposal

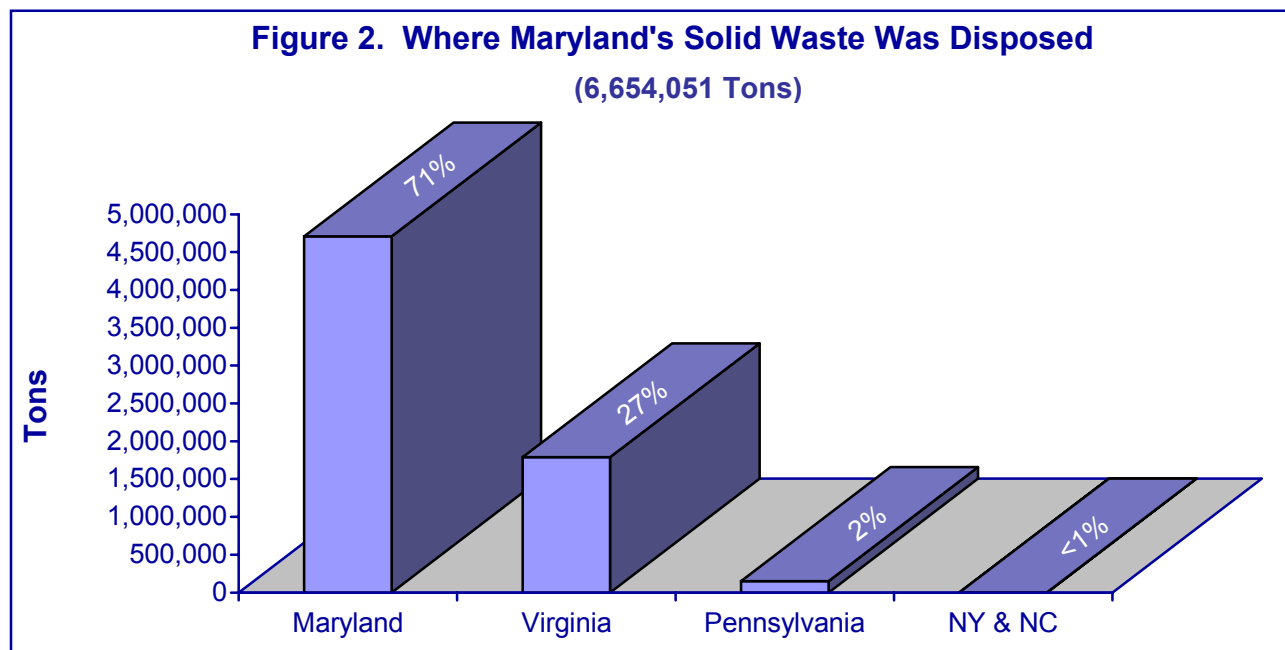
Twelve (12) of Maryland’s 24 jurisdictions have contracted for the out-of-state disposal of their waste. These include: Anne Arundel, Baltimore, Baltimore City, Calvert, Carroll, Howard, Montgomery, Prince George’s Counties, and the Midshore region consisting of Caroline, Kent, Queen Anne’s and Talbot Counties. Additionally, St. Mary’s County’s waste is transported to Calvert County for out-of-state disposal.

Table 3 represents the amount of solid waste transported from Maryland for disposal outside of the State. The **1,943,124 tons** of waste that was transported out of Maryland for disposal represents approximately **29%** of the total waste accepted for disposal at Maryland’s permitted solid waste acceptance facilities (approximately 6.65 million tons total).

Table 3

Solid Waste Category	To VA	To PA	TO NY	TO NC	Total (tons)
MSW	1,401,745	143,091	0	0	1,544,836
Incinerator Ash	176,890	0	266	0	177,156
C&D	210,879	9,426	0	0	220,305
Special Medical Waste	85	395	0	347	827
Total (tons)	1,789,599	152,912	266	347	1,943,124

Figure 2 illustrates by percentage where Maryland’s solid waste was disposed.



Amount of Solid Waste Managed or Disposed in the State

Table 4 summarizes how Maryland managed the solid waste that was received for disposal, recycling or composting during calendar year 2002.

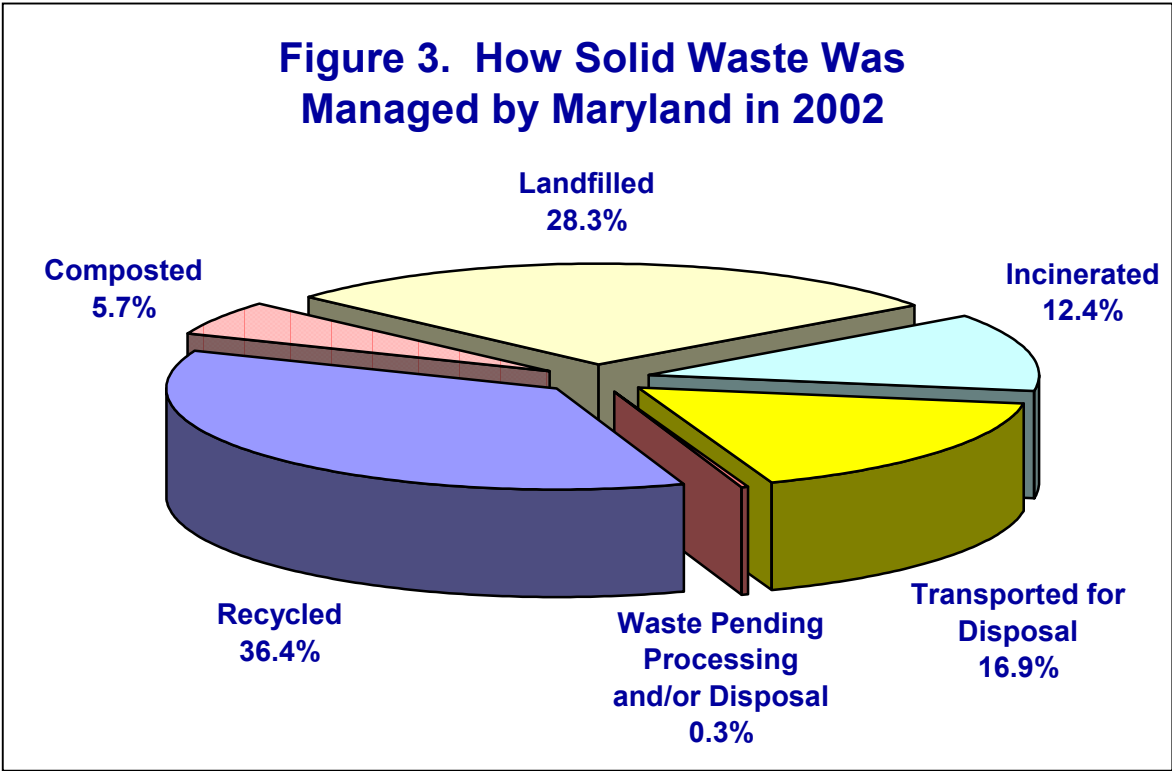
Table 4

Waste Management Method	Tons
Disposal	
Landfilled	3,245,840
Incinerated	1,425,915
Transported out-of-state	1,943,124
Waste Pending Processing and/or Disposal	39,172
Sub-total	6,654,051
Recycling/Composting	
Recycled	4,183,691
Composted	645,230
Sub-total	4,828,921
TOTAL	11,482,972

Key points for interpreting this table include:

- The category “Waste Pending Processing and/or Disposal” references **39,172 tons** of waste that was accepted by permitted solid waste acceptance facilities in Maryland that had not yet been managed by the end of calendar year 2002. This includes waste that has been stockpiled pending recyclable material removal or shredding, and materials that have been segregated for future use at the facility as temporary landfill cover.
- Tons of waste disposed by either landfilling or transport out of the state includes **223,722 tons** of ash that was generated by permitted waste-to-energy facilities and special medical waste incinerators (see page 4).
- Tons of waste disposed includes **310,090 tons** generated from out of state sources (see page 5).
- Tons reported as recycled or composted includes other materials not counted towards the Maryland Recycling Act recycling rate (e.g. estimates of asphalt and concrete recycled in roadways as reported by the Maryland Department of Transportation and counties). In calendar year 2002, the Maryland Recycling Act recycling rate was 37%, similar to 2001.

Figure 3 illustrates by percentage Maryland's integrated solid waste management system.



APPENDIX A

Active Permitted Solid Waste Acceptance Facilities In CY2002

Municipal Solid Waste Landfills

Jurisdiction	Site Name	Ownership Type
Allegany	Mountainview	Private
Anne Arundel	Millersville	County
Baltimore City	Quarantine Road	Municipal
Baltimore	Eastern	County
Calvert	Appeal	County
Carroll	Northern	County
Cecil	Central	County
Charles	Charles Co. #2	County
Dorchester	Beulah	County
Frederick	Fort Detrick Site B	Federal County
Garrett	Garrett Co	County
Harford	Harford Waste Disposal Center	County
Howard	Alpha Ridge	County
Prince George's	Brown Station Road	County
St. Mary's	St. Andrews	County
Somerset	Somerset County	County
Talbot	Midshore	Maryland Environmental Service
Washington	Forty West	County
Wicomico	Newland Park	County
Worcester	Central	County

Municipal Solid Waste-to-Energy Facilities (WTE) / Municipal Solid Waste Incinerators

Jurisdiction	Site Name	Ownership Type
Baltimore City	Wheelabrator Baltimore, L.P. WTE	Private
Charles	Naval Surface Warfare Center-Indian Head	Federal
Harford	Waste Energy Partnership WTE	Private (now public in 2002)
Montgomery	Montgomery County Resource Recovery Facility	County / Northeast Maryland Waste Disposal Authority
Somerset	Smith Island MSW Incinerator	County

APPENDIX A
Active Permitted Solid Waste Acceptance Facilities

Municipal Solid Waste Transfer Stations

Jurisdiction	Site Name	Ownership Type
Anne Arundel	Annapolis Junction	Private
Baltimore City	Northwest	Municipal
Baltimore	Eastern Western	County County
Calvert	Appeal	Private
Carroll	Northern	County
Cecil	Stemmers Run Woodlawn	County County
Montgomery	Shady Grove	County
Talbot	Midshore	Maryland Environmental Service
Worcester	Ocean City	Municipal

Municipal Solid Waste Processing Facilities

Jurisdiction	Site Name	Ownership Type
Anne Arundel	Curtis Creek Recovery Systems	Private
Baltimore City	Baltimore Processing Facility	Private
Baltimore	Baltimore County Resource Recovery Facility	County

Construction & Demolition Landfills (Rubble Landfills)

Jurisdiction	Site Name	Ownership Type
Baltimore	Days Cove Honeygo Run Reclamation	Private Private
Harford	Oak Avenue	Private
Prince George's	Ritchie Land Reclamation	Private
Queen Anne's	R.B. Baker & Sons	Private

APPENDIX A
Active Permitted Solid Waste Acceptance Facilities

Construction & Demolition Processing Facilities

Jurisdiction	Site Name	Ownership Type
Baltimore City	Baltimore Environmental	Private
Baltimore	ER & WR, LLC	Private
	Recovermat Mid-Atlantic, LLC	Private
Calvert	Southern Maryland	Private
Carroll	Roll Off Express	Private
Prince George's	Sheriff Road	Private

Land Clearing Debris Landfills

Jurisdiction	Site Name	Ownership Type
Calvert	Hance	Private
	Hill	Private
	M. T. Parran	Private
St. Mary's	Knott	Private

Industrial Waste Landfills

Jurisdiction	Site Name	Ownership Type
Baltimore City	Millennium	Private
Frederick	EASTALCO	Private

Special Medical Waste Incinerators

Jurisdiction	Site Name	Ownership Type
Baltimore City	Baltimore Regional Medical Waste Incinerator	Private
	Stericycle, Inc.	Private
	University of Maryland @ Baltimore City	State
Frederick	Fort Detrick	Federal
Harford	MRICD	Federal
Washington	Washington County Hospital, Inc.	Private

Other Processing Facilities

Jurisdiction	Site Name	Ownership Type
Baltimore City	CS&D	Private
Wicomico	Peninsula Regional Medical Center	Private

APPENDIX A

Other Permitted Solid Waste Acceptance Facilities

Jurisdiction	Site Name	Facility Type	Ownership Type	Status
Baltimore City	Edison	C&D Processing Facility	Private	Under construction
Frederick	Essroc CKD	Industrial Waste Landfill	Private	Under construction
Harford	Gravel Hill	C&D Landfill	Private	Not Built
Howard	Alpha Ridge TS	Transfer Station	County	Under construction
	Ameriwaste	C&D Processing Facility	Private	Not Built
Montgomery	Site 2	MSW Landfill	County	Not Built
Prince George's	Dower House Road	MSW Processing	Maryland Environmental Service	Not Built
	Kenilworth	C&D Processing Facility	Private	Under construction
Washington	Resh Road ¹	MSW Landfill	County	Closed
	Washington Co. Rubblefill ²	C&D Landfill	County	Closed

¹Facility stopped operating in 2001 but permit remains active until 2005.

²Facility stopped operating in 2001 but permit remains active until 2004.

APPENDIX B

Economic Benefits Provided In 2002 to Host Communities Reported by Permitted Solid Waste Acceptance Facilities

This table provides additional information that was voluntarily reported by **18** permitted solid waste acceptance facilities in **14** political jurisdictions describing the economic benefits of the facilities to the host communities. While the economic benefits identified in the table are very significant, the information does not fully represent the total economic benefit to Maryland's communities that are provided by permitted solid waste acceptance facilities.

<i>Jurisdiction</i>	<i>Site Name</i>	<i>Economic Benefits To Community</i>	<i>Value of Facilities Provided</i>	<i>Direct Employment Benefits</i> <i>(Salaries / # of Employees)</i>	<i>Other Economic Benefits</i>
<i>Allegany</i>	<i>Mountainview MSWLF</i> <i>(Privately Owned)</i>	<i>Provides Allegany County residents and businesses an environmentally safe disposal site at reasonable rates.</i> <i>Saves Allegany County the cost of owning and operating a landfill.</i>	<i>Provides Allegany County with a site for recyclables collection.</i>	<i>\$370,000 / 8 full time employees</i>	<i>\$250,000 worth of purchases of supplies and materials from Allegany County businesses.</i>
<i>Anne Arundel</i>	<i>Curtis Creek Recovery Systems, Inc. MSW Processing & Transfer Facility</i> <i>(Privately Owned)</i>	<i>In CY 2002, paid a Host Fee of \$1.35 per ton to Anne Arundel County.</i>			
<i>Baltimore City</i>	<i>Baltimore Regional Medical Waste Incinerator</i> <i>(Privately Owned)</i>	<i>\$280,000 - Baltimore City Solid Waste Surcharge</i> <i>\$73,000 - Baltimore City Personal Property Tax</i> <i>\$49,500 - Baltimore City Real Estate Tax</i> <i>\$50,000 - Annual Baltimore City Health Department Fee</i>		<i>\$1,967,112 / 47 full time employees</i> <i>\$2,821,500 / 20 contractual employees</i>	

**APPENDIX B
Economic Benefits**

Jurisdiction	Site Name	Economic Benefits To Community	Value of Facilities Provided	Direct Employment Benefits <i>(Salaries / # of Employees)</i>	Other Economic Benefits
Baltimore City	Certified Storage & Disposal, Inc. Processing Facility <i>(Privately Owned)</i>	Site is leased from the City of Baltimore and located in a designated Empowerment Zone.		\$100,000 / 3 employees including forklift operators, truck drivers and warehouse employees.	\$12,000 per year in goods & services purchased from local community. \$36,000 per year in rent paid to Baltimore City.
Baltimore	Days Cove Reclamation Company C&D Landfill <i>(Privately Owned)</i>	Provides funding for the DNR Smuck Environmental Educational Center.		\$950,000 / 30 employees	
Baltimore	Environmental Recycling & Waste Reduction Services, LLC. Processing Facility <i>(Privately Owned)</i>	Over 80% of employees are from an enterprise zone.	Provides recycling of wood waste saving landfill space. Produces approx 15,000 cu. yds of mulch, 6,000 cu. yds of topsoil, & 15,000 tons of wood fuel.	14 employees Average annual salaries of \$30,000 per year.	Purchases of goods and services from the local community includes fuel, temporary labor, parts and repairs.
Baltimore	Honeygo Reclamation Center C&D Landfill <i>(Privately Owned)</i>	In 2002, paid approximately \$50,000 in taxes to Baltimore County.		\$400,000 / 11 full time employees 80% of workforce live within 20 miles of facility.	\$3,800,000 annually to the community for the purchase of materials, goods and services.
Baltimore	Recovermat Mid-Atlantic LLC. C&D Processor <i>(Privately Owned)</i>	\$38,055.82 paid in taxes to Baltimore County. Has a priority for local residents.	Provides free disposal service for the Park Service.	12 - 18 employees Jobs include laborers, equipment operators, mechanics, administrative & office staff.	90% of all purchases are made locally. \$210,535.34 in the sale of recovered and recycled metals.

**APPENDIX B
Economic Benefits**

Jurisdiction	Site Name	Economic Benefits To Community	Value of Facilities Provided	Direct Employment Benefits <i>(Salaries / # of Employees)</i>	Other Economic Benefits
Carroll	Roll-Off Express, Inc. C&D Processor <i>(Privately Owned)</i>	\$50,000 annually paid in real estate, personal property and sales taxes.	Compliments local government's recycling programs - \$3,810,007.30 \$2,000,000 Investment for facilities.	\$304,840 annual salaries paid to 20 employees including Equipment Operators, Drivers, and Laborers.	\$363,815 annually purchase of goods and services. \$350,000 for equipment purchases. \$1,500,000 estimated savings to taxpayers for a C&D recycling facility.
Charles	Charles County No. 2 MSWLF Landfill <i>(Publicly Owned)</i>	Complements County programs and provides a convenient disposal location for county residents and businesses.		Annual salaries in excess of \$1,000,000 / 26 full time & 10 part time employees.	\$1.4 million annual operating budget with majority of money spent in Charles County.
Dorchester	Beulah MSWLF Landfill <i>(Publicly Owned)</i>			\$360,000 / 13 employees Including a Superintendent, Engineer, Accountant, 5 Equipment Operators, & 5 Scale Attendants.	
Frederick	Reich's Ford – Site B MSWLF Landfill <i>(Publicly Owned)</i>	Only municipal waste disposal facility in county. Provides free disposal of yard waste to county residents. Wood waste is processed into mulch, free to County residents.	Facility owned and operated by Frederick County for the waste disposal need of Frederick County residents.	\$886,882 / 24 employees 10 heavy equipment operators 3 laborers, 1 recycling coordinator, 4 weigh masters, 1 mechanic, 1 environmental technician, & 5 administrative staff.	\$2,000,000 spent annually for contractual services.

**APPENDIX B
Economic Benefits**

Jurisdiction	Site Name	Economic Benefits To Community	Value of Facilities Provided	Direct Employment Benefits <i>(Salaries / # of Employees)</i>	Other Economic Benefits
Harford	Harford Waste Disposal Center MSWLF <i>(Publicly Owned)</i>	<i>Provides county residents with mulch and compost products free or at a reduced cost based on quantity.</i>	<i>Provides county residents with waste disposal services at a competitive cost.</i> <i>Provides recycling services at "no cost."</i>	\$1,422,500 / 37 full time employees <i>Jobs include management, clerical, equipment operators, mechanics, chauffeur/laborers, laborers, & weigh-master / attendants involved in both landfill and recycling activities.</i>	\$2,187,063 - Contractual Services \$406,553 - Supplies & Materials \$93,050 - Capital Equipment
Montgomery	Montgomery County Solid Waste Transfer Station <i>(Publicly Owned)</i>	<i>Strategically located for easy access to accommodate residential, industrial and commercial use.</i>		14 – full time <i>County employees.</i> 55 – Contractor employees <i>(MES & Covanta Montgomery, Inc.)</i> 2 – Contractual MES employees.	
St. Mary's	St. Andrew's MSWLF <i>(Publicly Owned)</i>	<i>Provides mulch made from yard and wood waste free to county residents.</i>	<i>Closed landfill site may be expanded to accommodate future landfill.</i>	\$671,919 / 21 employees <i>Includes a Manager, 4 Equipment Operators, 2 Scale House Operators, and 14 Attendants (full & part time)</i>	\$332,705 - County subsidy of Recycling & Convenience Centers. \$746,379 - County subsidy from General Fund for residential solid waste disposal.
Talbot	Midshore Regional Solid Waste Transfer Station and MSWLF <i>(Private / Publicly Owned)</i>	<i>One regional solid waste acceptance facility serving the Midshore Counties of Caroline, Kent, Queen Anne's and Talbot.</i>		14 – full time / 3-4 part time employees <i>Jobs include 2- Administrative, 2 - Management, 1- Environmental/Technical, 2-Mechanical, 5- Equipment Operators, 2- Laborers, & 3-4 Part Time General Laborers.</i>	\$1.25 million spent annually in the community for the purchase of goods and services.

Jurisdiction	Site Name	Economic Benefits To Community	Value of Facilities Provided	Direct Employment Benefits <i>(Salaries/# of Employees)</i>	Other Economic Benefits
Washington	Forty West MSWLF <i>(Publicly Owned)</i>	<i>Centrally located in County for easy access to accommodate residential, industrial and commercial use.</i>	<i>Facility owned and operated by Washington County for the waste disposal need of County residents</i>	\$1,000,000 / 27 employees <i>Jobs include: Director, 2- Assistant Directors, 3 –Office Staff, 1 - Weighmaster / Inspector, 4 full time & 3 part time Weigh Clerks, 8 - Equipment Operators, @ - Mechanics, 1 Recycling Coordinator, & 4 Residential Drop-off Attendants.</i>	\$4.0 million <i>annual operating budget spent locally for the purchase of materials, goods and services.</i>
Worcester	Ocean City Transfer Station <i>(Publicly Owned)</i>	<i>Provides for the consolidation of waste collected in the Town of Ocean City for transport 26 miles to the County's MSWLF.</i>			

09.03