

***REPORT TO THE
HOUSE ENVIRONMENTAL MATTERS COMMITTEE
and
SENATE EDUCATION, HEALTH, and ENVIRONMENTAL
AFFAIRS COMMITTEE***

***SOLID WASTE MANAGED IN MARYLAND
CALENDAR YEAR 2001***

September 2002

MARYLAND DEPARTMENT OF THE ENVIRONMENT



Merrylin Zaw-Mon, Acting Secretary
Maryland Department of the Environment

Richard W. Collins, Director
Waste Management Administration

1800 Washington Blvd., Suite 610, Baltimore, Maryland 21230-1719 800-633-6101 x3314 410-537-3314 TTY Users 800-735-2258

Visit us at our internet site at <http://www.mde.state.md.us>

SOLID WASTE MANAGED IN MARYLAND CALENDAR YEAR 2001

Parris N. Glendening, Governor
State of Maryland

Merrylin Zaw-Mon, Acting Secretary
Maryland Department of the Environment

Richard W. Collins, Director
Waste Management Administration

Regina Rochez, Program Manager
Planning, Recycling, & Outreach Program

THIS REPORT IS PRINTED ON RECYCLED PAPER

Table of Contents

Introduction	1
Data Collection Methodology	2
Definitions.....	3
Tons of Solid Waste Managed by Category	4
Amount of Solid Waste Disposed in the State that is Generated Outside of the State and the Jurisdictions Where the Solid Waste Originated	5
Amount of Solid Waste Generated in the State and Transported Out of the State For Disposal.....	6
Amount of Solid Waste Managed or Disposed in the State.....	7
APPENDIX A - Permitted Solid Waste Acceptance Facilities	8
APPENDIX B - Economic Benefits Provided to Host Communities as Reported by Permitted Solid Waste Acceptance Facilities	13

Maryland Department of the Environment

Annual Report to the Legislature Solid Waste Managed in Maryland Calendar Year 2001

Introduction

The Maryland Department of the Environment (MDE or Department) respectfully submits to the House Environmental Matters Committee and the Senate Economic and Environmental Affairs Committee the Department's Annual Report regarding how solid waste was managed in Maryland during calendar year 2001. MDE has prepared the report in accordance with the requirements of § 9-204(l) of the Environment Article, Annotated Code of Maryland, Chapter 555 of the Acts of 1998.

The reporting requirements defined in § 9-204(m) of the Environment Article direct MDE to prepare a report on the amount of solid waste, by weight or volume, which was disposed of in the State during the previous year. All permitted solid waste acceptance facilities must provide MDE with the information needed to prepare this report on an annual basis. The report must identify:

- (1) The amount of waste disposed by the following solid waste categories:
 - ❑ Construction and Demolition Debris (C&D)
 - ❑ Incinerator Ash
 - ❑ Industrial Waste
 - ❑ Land Clearing Debris (LCD)
 - ❑ Municipal Solid Waste (MSW)
 - ❑ Any other solid waste identified by the Department;
- (2) The amount of solid waste disposed in the State that is generated outside of the State.
- (3) The jurisdictions where the solid waste originated.
- (4) The amount of solid waste generated in the State that is transported outside of the State for disposal.

- (5) An estimate of the amount of solid waste managed or disposed of by:
- Recycling
 - Composting
 - Landfilling
 - Incineration

In addition to reporting the information relating to the quantities of solid waste managed and disposed, owners of permitted solid waste acceptance facilities may also submit optional information to MDE relating to the economic benefits provided by the solid waste acceptance facility to the community where that facility is located. Information reported by the permitted facilities may include:

- (1) An accounting of the facility's economic benefits provided to the locality where the facility is located.
- (2) The value of disposal and recycling facilities provided to the locality at no cost or reduced cost.
- (3) Direct employment associated with the facility.
- (4) Other economic benefits resulting from the facility during the preceding calendar year.

Data Collection Methodology

Solid Waste Disposal Data:

To collect the necessary information to comply with the reporting requirements of § 9-204(m) of the Environment Article, MDE compiled the data reported by permitted solid waste acceptance facilities that accepted waste for the 2001 calendar year from the Annual Tonnage Reports. These reports are required to be submitted as a condition of each facility's Refuse Disposal Permit and describe the facility's waste management activities for the preceding year. Appendix A provides a list of the State's permitted solid waste acceptance facilities. The Annual Tonnage report also provides an opportunity for the solid waste acceptance facility to provide optional information, which describes the economic benefits that the facility provides to the community. Appendix B provides a summary of the information MDE received from the facilities that chose to provide this optional information.

Recycling Data:

To develop the required data summarizing recycling activities during the 2001 calendar year, MDE compiled the information contained in the Maryland Recycling Act (MRA) Tonnage reports. These reports are submitted annually to the Department by county recycling programs and the City of Baltimore. The MRA Tonnage reports provide detailed information relating to the types and quantities of materials recycled in each political jurisdiction for the preceding year. The information contained in these reports demonstrates a jurisdiction's compliance with the mandated recycling goals as defined in § 9-505 of the Environment Article. Specifically, the goals mandate a 15% recycling rate for counties with populations of less than 150,000 and a 20% recycling rate for counties with populations greater than 150,000.

Definitions

Construction and Demolition Waste - Structural steel, cement, concrete, bricks (excluding refractory brick), lumber, plaster, plasterboard, insulation material, shingles and roofing material, floor and wall tile, asphalt, pipes and wires, and other structural fabrics (COMAR 26.04.07.13).

Disposal - For the purpose of this report, the term disposal means the landfilling or combustion of solid waste.

Incinerator Ash - The residual by-products resulting from the combustion of solid waste, including bottom ash and residuals from air pollution abatement equipment, at permitted incinerators and waste-to-energy facilities.

Industrial Waste - Any waste generated by a process of industry, manufacturing, trade or business or by the development of any natural resource, including agriculture (COMAR 26.08.01.01B(40)).

Land Clearing Debris - Materials from land clearing operations including: earthen materials such as clays, sands, gravels, and silts; topsoil; tree stumps; root mats; brush and limbs; logs; vegetations; and rock (COMAR 26.04.07.11(B)).

Maryland Recycling Act (MRA) recycling rate - The percentage of materials that were recycled as defined by the Maryland Recycling Act. Materials counted towards the MRA recycling rate include garbage or refuse that would, unless recycled, be disposed of in a refuse disposal system. The MRA recycling rate excludes the following materials in its calculation: hospital waste, construction and demolition waste, scrap metal, land clearing debris, and sewage sludge.

Municipal Solid Waste - That portion of "solid waste" as defined in COMAR 26.13.02.02 that originates from households, private residences, schools, institutions, businesses, commercial enterprises or as the result of community activities.

Other Wastes - Includes wastes such as special medical waste, asbestos and other non-hazardous materials.

Solid Waste Acceptance Facility – A landfill, incinerator, processing facility or transfer station having a Refuse Disposal Permit which disposes, treats, or processes solid waste.

Amount of Solid Waste Managed by Category

The information presented in this report provides a summary of how solid waste was managed during calendar year 2001.

Table 1 represents the amount of solid waste in tons, by solid waste category, that was managed. Key elements for interpreting the data include:

- The tons reported as recycled or composted includes other materials in addition to those counted for the Maryland Recycling Act recycling rate (e.g. estimates of asphalt and concrete recycled in roadways as reported by the Maryland Department of Transportation and counties).
- Most recycling activities are performed at facilities that do not have a refuse disposal permit.
- **58.7%** (6,535,446 tons) of the solid waste managed in the State during calendar year 2001 was municipal solid waste.
- Tons of scrap tires and sewage sludge managed in the State are not a reporting requirement under § 9-204(m).

Table 1

Solid Waste Category	Tons Received for Disposal ¹	Tons Recycled or Composted ²	Total Tons Managed
Construction & Demolition Waste (C&D)	1,818,132	1,474,806	3,292,938
Industrial Waste	196,698	132,003	328,701
Land Clearing Debris (LCD)	88,575	33,201	121,776
Municipal Solid Waste (MSW)	4,527,796	2,007,650	6,535,446
Other Wastes	97,686	277,360	375,046
Sub-total	6,728,887	3,925,020	10,653,907
Incinerator Ash	205,200	270,327	475,527
TOTAL	6,934,087	4,195,347	11,129,434

1. Includes waste accepted at landfills and incinerators and waste accepted for transport by transfer stations and processing facilities for out-of-state disposal.
2. Does not include pozzolan reported as recycled since § 15-407 of the Environment Article, Annotated Code of Maryland exempts pozzolan as a solid waste.

Amount of Solid Waste Disposed in the State that is Generated Outside of the State and the Jurisdictions Where the Solid Waste Originated

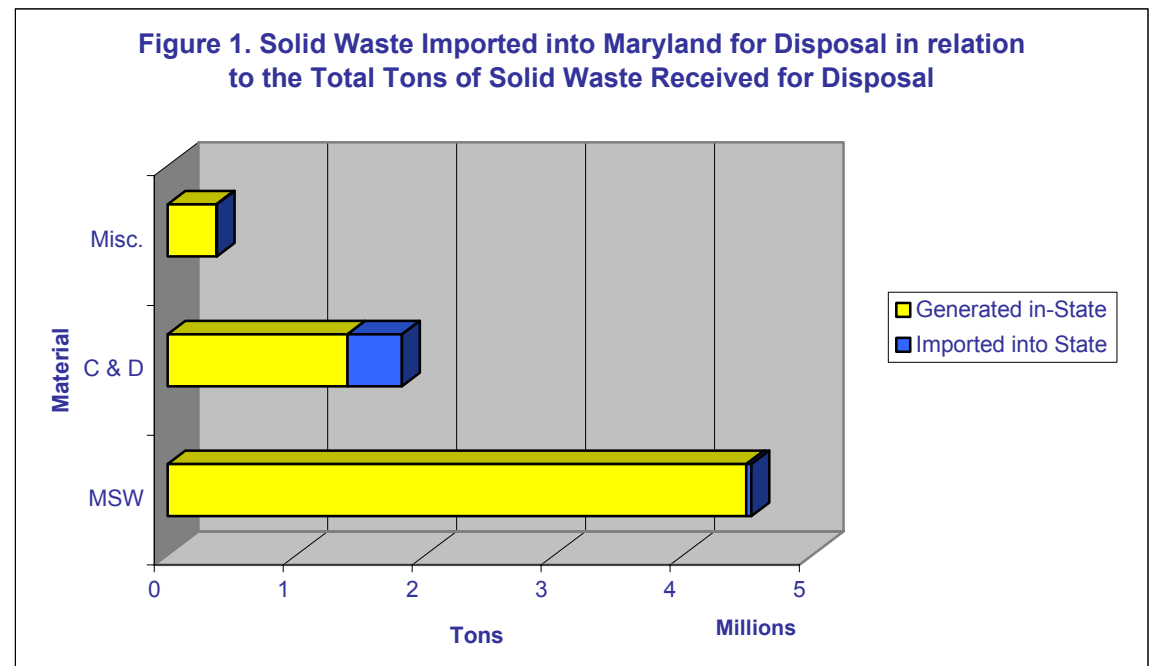
Table 2 compares, by category of waste, the amount of waste in tons imported into Maryland for disposal to the amount of waste received for disposal at State permitted solid waste acceptance facilities. **Figure 1** illustrates this comparison. Waste generated outside of the State comes from nearby jurisdictions including Delaware (DE), New Jersey (NJ), New York (NY), Pennsylvania (PA), Virginia (VA), West Virginia (WV) and the District of Columbia (DC).

- The **Mountainview MSW** landfill in Allegany County is the only permitted municipal solid waste landfill that accepts solid waste from other states. This privately owned facility has a contractual agreement with Allegany County allowing it to accept "other than County" waste after meeting the terms of its contract with the County. The landfill is limited to a maximum tonnage of 125,000 tons per year.
- There were **nine (9)** Construction & Demolition Debris landfills operating during the year, **six (6)** of which accepted waste from out of the state.
- “**Miscellaneous**” includes Land Clearing Debris, Industrial, and Other Waste (e.g. special medical waste) brought into Maryland for disposal.

Table 2

Solid Waste Category	Tons Imported into Maryland	Total Tons Received for Disposal	Source Jurisdiction
MSW	39,926	4,527,796	DC, DE, PA, VA, WV
C&D	422,945	1,818,133	DC, DE, NJ, NY, PA, VA, WV
Miscellaneous	5,838	382,958	DC, DE, PA, VA, WV
Total	468,709	6,728,887	DC, DE, NJ, NY, PA, VA, WV

Figure 1. Solid Waste Imported into Maryland for Disposal in relation to the Total Tons of Solid Waste Received for Disposal



Amount of Solid Waste Generated In the State and Transported Out of the State For Disposal

Fifteen (15) of Maryland’s 24 jurisdictions have contracted for the out-of-state disposal of their waste. These include: Anne Arundel, Baltimore, Baltimore City, Calvert, Carroll, Frederick, Garrett, Howard, Montgomery, Prince George’s, Wicomico and the Midshore region consisting of Caroline, Kent, Queen Anne’s and Talbot.

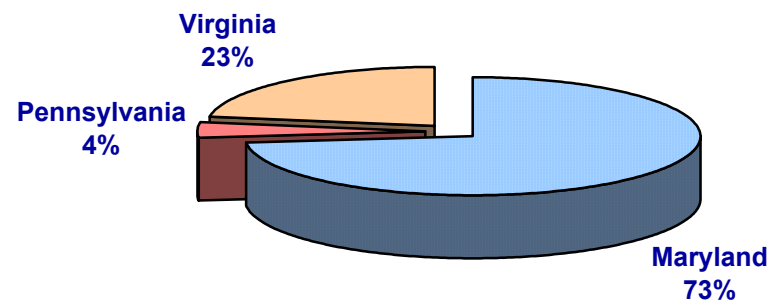
Table 3 represents the amount of solid waste transported from Maryland for disposal outside of the State. The **1,857,033 tons** of waste that was transported out of Maryland for disposal represents approximately **27%** of the total waste received for disposal at Maryland’s permitted solid waste acceptance facilities (approximately 6.93 million tons total).

Figure 2 illustrates by percentage where Maryland’s solid waste was disposed.

Table 3

Solid Waste Category	To PA	To VA	Total (tons)
MSW	292,595	1,319,608	1,612,203
Incinerator Ash	1,059	163,065	164,124
C&D	0	80,686	80,686
Other Waste	0	20	20
Total (tons)	293,654	1,563,378	1,857,033

Figure 2. Where Maryland Solid Waste Was Disposed



Amount of Solid Waste Managed or Disposed in the State

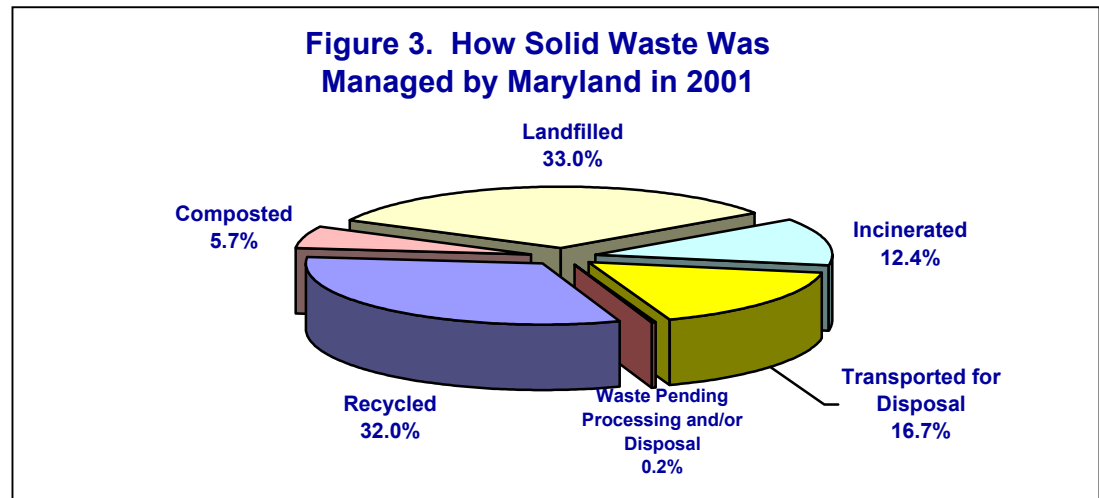
Table 4 summarizes how Maryland managed the solid waste that was received for disposal, recycling or composting during calendar year 2001. Key points for interpreting this table include:

- The category “Waste Pending Processing and/or Disposal” references **25,762 tons** of waste that was accepted by permitted solid waste acceptance facilities in Maryland that had not yet been managed by the end of calendar year 2001. This includes waste that has been stockpiled pending recyclable material removal, shredding, and materials that have been segregated for future use at the facility as temporary landfill cover.
- Tons of waste disposed by either landfilling or transport out of the state include **205,200 tons** of ash that was generated by permitted waste-to-energy facilities and special medical waste incinerators (see page 4).
- Tons of waste disposed includes **468,709 tons** generated from out of state sources (see page 5).
- Tons reported as recycled or composted includes other materials in addition to those counted for the Maryland Recycling Act recycling rate (e.g. estimates of asphalt and concrete recycled in roadways as reported by the Maryland Department of Transportation and counties). In calendar year 2001, the Maryland Recycling Act recycling rate was **37%**.

Figure 3 illustrates by percentage Maryland’s integrated solid waste management system.

Table 4

Waste Management Method	Tons
Disposal	
Landfilled	3,673,543
Incinerated	1,377,749
Transported out-of-state	1,857,033
Waste Pending Processing and/or Disposal	25,762
Sub-total	6,934,087
Recycling/Composting	
Recycled	3,562,738
Composted	632,609
Sub-total	4,195,347
TOTAL	11,129,434



APPENDIX A

Permitted Solid Waste Acceptance Facilities In CY2001

Municipal Solid Waste Landfills

Jurisdiction	Site Name	Ownership Type
Allegany	Mountainview	Private
Anne Arundel	Millersville	County
Baltimore City	Quarantine Road	Municipal
Baltimore	Eastern	County
Calvert	Appeal	County
Carroll	Northern	County
Cecil	Central	County
Charles	Charles Co. #2	County
Dorchester	Beulah	County
Frederick	Fort Detrick Reich's Ford	Federal County
Garrett	Garrett Co	County
Harford	Harford Waste Disposal Center	County
Howard	Alpha Ridge	County
Prince George's	Brown Station Road	County
St. Mary's	St. Andrews	County
Somerset	Fairmont Rd	County
Talbot	Midshore	Maryland Environmental Service
Washington	Forty West Resh Road II*	County County
Wicomico	Newland Park	County
Worcester	Central	County

* Denotes facility accepted waste during the calendar year but is now closed as of July 2002.

APPENDIX A
Permitted Solid Waste Acceptance Facilities

Municipal Solid Waste-to-Energy Facilities (WTE) / Municipal Solid Waste Incinerators

Jurisdiction	Site Name	Ownership Type
Baltimore City	Wheelabrator Baltimore, L.P. WTE	Private
Charles	Naval Surface Warfare Center-Indian Head	Federal
Harford	Waste Energy Partnership WTE	Private (now public in 2002)
Montgomery	Montgomery County Resource Recovery Facility	County / Northeast Maryland Waste Disposal Authority
Somerset	Smith Island MSW Incinerator	County

Municipal Solid Waste Transfer Stations

Jurisdiction	Site Name	Ownership Type
Anne Arundel	Annapolis Junction	Private
Baltimore City	Northwest	Municipal
Baltimore	Eastern	County
	Western	County
Calvert	Appeal	Private
Carroll	Northern	County
Cecil	Stemmers Run	County
	Woodlawn	County
Montgomery	Shady Grove	County
Talbot	Midshore	Maryland Environmental Service
Worcester	Ocean City	Municipal

Municipal Solid Waste Processing Facilities

Jurisdiction	Site Name	Ownership Type
Anne Arundel	Curtis Creek Recovery Systems	Private
Baltimore City	Baltimore Processing Facility	Private
Baltimore	Baltimore County Resource Recovery Facility	County

APPENDIX A
Permitted Solid Waste Acceptance Facilities

Construction & Demolition Landfills (Rubble Landfills)

Jurisdiction	Site Name	Ownership Type
Anne Arundel	PST Reclamation*	Private
Baltimore	Days Cove	Private
	Honeygo Run Reclamation	Private
Harford	Oak Avenue	Private
	Phillips Army Airfield*	Federal
	Westwood*	Federal
Prince George's	Cross Trails Road*	Private
	Ritchie Land Reclamation	Private
Queen Anne's	R.B. Baker & Sons	Private

* Denotes facility accepted waste during the calendar year 2001 but is now closed as of July 2002.

Construction & Demolition Processing Facilities

Jurisdiction	Site Name	Ownership Type
Baltimore City	Baltimore Environmental	Private
Baltimore	ER & WR, LLC	Private
	Recovermat	Private
Calvert	Southern Maryland	Private
Carroll	Roll Off Express	Private
Prince George's	Sheriff Road	Private

APPENDIX A
Permitted Solid Waste Acceptance Facilities

Land Clearing Debris Landfills

Jurisdiction	Site Name	Ownership Type
Calvert	Hance	Private
	Hill	Private
	M. T. Parran	Private
St. Mary's	Knott	Private

Industrial Waste Landfills

Jurisdiction	Site Name	Ownership Type
Baltimore City	Millennium	Private
Frederick	EASTALCO	Private

Special Medical Waste Incinerators

Jurisdiction	Site Name	Ownership Type
Baltimore City	Baltimore Regional Medical Waste Incinerator	Private
	Stericycle, Inc.	Private
	University of Maryland @ Baltimore City	State
Frederick	Fort Detrick	Federal
Harford	MRICD*	Federal
Washington	Washington County Hospital, Inc.	Private

* Denotes facility accepted waste during the calendar year 2001 but is now closed as of July 2002.

Other Processing Facilities

Jurisdiction	Site Name	Ownership Type
Baltimore City	CS&D	Private
Wicomico	Peninsula Regional Medical Center	Private

APPENDIX A
Permitted Solid Waste Acceptance Facilities

Other Permitted Solid Waste Acceptance Facilities

Jurisdiction	Site Name	Facility Type	Ownership Type	Status
Allegany	Amcelle	C&D Landfill	County / Maryland Environmental Service	Inactive
Frederick	Essroc CKD	Industrial Waste Landfill	Private	Under construction
Harford	Gravel Hill	C&D Landfill	Private	Not Built
Montgomery	Site 2	MSW Landfill	County	Not Built
Prince George's	Dower House Road	MSW Processing	Maryland Environmental Service	Not Built

APPENDIX B

Economic Benefits Provided to Host Communities for 2001 As Reported by Permitted Solid Waste Acceptance Facilities

This table provides the additional information that was voluntarily reported by 21 permitted solid waste acceptance facilities in 12 political jurisdictions describing the economic benefits of the facilities to host communities. While the economic benefits identified in the table are very significant, the information does not represent the total economic benefit to Maryland's communities that is provided by permitted solid waste acceptance facilities.

Jurisdiction	Site Name	Economic Benefits To Community	Value of Facilities Provided	Direct Employment Benefits <i>(Salaries / # of Employees)</i>	Other Economic Benefits
<i>Allegany</i>	<i>Mountainview MSWLF (Privately Owned)</i>	<i>Provides Allegany County residents and businesses an environmentally safe disposal site. Saves Allegany County the cost of owning and operating a landfill.</i>	<i>Provides Allegany County with a site for recyclables collection.</i>	<i>\$370,000 / 9 full time employees</i>	<i>\$500,000 worth of purchases of supplies and materials from Allegany County businesses.</i>
<i>Anne Arundel</i>	<i>Annapolis Junction Transfer Station (Privately Owned)</i>	<i>\$654,834 in host fees paid to Anne Arundel County</i>	<i>The central location of the facility provides cost effective and environmentally sound waste disposal for the region resulting in an estimated saving of \$10 per ton in transportation costs for waste transported to Pennsylvania and Virginia disposal sites.</i>	<i>\$1 million / 26 employees of Waste Management, Inc. and the Maryland Environmental Service</i>	<i>Over \$3 million spent locally for the purchase of goods and services.</i>

**APPENDIX B
Economic Benefits**

Jurisdiction	Site Name	Economic Benefits To Community	Value of Facilities Provided	Direct Employment Benefits <i>(Salaries / # of Employees)</i>	Other Economic Benefits
<i>Anne Arundel</i>	Curtis Creek Recovery Systems, Inc. MSW Processing & Transfer Facility <i>(Privately Owned)</i>	<i>In 2001, paid a Host Fee of \$1.60 per ton to Anne Arundel County through Aug 15th and \$1.35 from Aug. 16th to Dec. 31st.</i>			
Baltimore City	Baltimore Environmental Processing Facility <i>(Privately Owned)</i>	<i>Pays Real Estate & Personal Property Taxes to Baltimore City.</i>	<i>Provides convenient disposal for C&D waste generated in Baltimore City from urban redevelopment projects.</i>	4 employees - Facility Manager, Site Manager, Loader Operator & Scale House Clerk.	<i>Purchase of goods & services by company exceeds \$1.3 Million.</i>
Baltimore City	Baltimore Regional Medical Waste Incinerator <i>(Privately Owned)</i>	\$208,970 - Baltimore City Solid Waste Surcharge \$71,684 - Baltimore City Personal Property Tax \$49,239 - Baltimore City Real Estate Tax \$50,000 - Annual Baltimore City Health Department Fee		\$1.8 million / 50 full time employees and \$2.5 million / 20 contractual employees, 10 drivers, & 13 contract maintenance employees	
Baltimore City	CS&D Processing Facility <i>(Privately Owned)</i>	<i>Site is leased from the City of Baltimore and located in a designated Empowerment Zone.</i> <i>Company pays property taxes to the City of Baltimore</i>		\$90,000 / 4 employees including forklift and truck drivers and warehouse and processing employees	<i>\$14,000 per year in goods & services purchased from local community.</i>
Baltimore	Days Cove Reclamation Company C&D Landfill <i>(Privately Owned)</i>	<i>Provides funding for the DNR Smuck Environmental Center</i>	<i>Processes Baltimore County's wood waste at no cost into mulch and provides mulch to County residents at no cost.</i>	\$650,000 / 25 employees <i>Jobs range from management level to equipment operators to laborers</i>	

**APPENDIX B
Economic Benefits**

Jurisdiction	Site Name	Economic Benefits To Community	Value of Facilities Provided	Direct Employment Benefits <i>(Salaries / # of Employees)</i>	Other Economic Benefits
Baltimore	Environmental Recycling & Waste Reduction, LLC. Processing Facility <i>(Privately Owned)</i>	<i>Over 80% of employees are from an enterprise zone.</i>	<i>Provides recycling of wood waste saving landfill space. Produces mulch and screened topsoil used in landscaping</i>	15 employees including <i>2 Office Staff; 4 Equipment, Operators 1 Mechanic, 1 Welder, & 7 Truck Drivers</i>	<i>Purchases of goods and services including fuel, temporary labor, parts and repairs from the local community.</i>
Baltimore	Honeygo Reclamation Center C&D Landfill <i>(Privately Owned)</i>	<i>In 2001, paid more than \$30,000 in taxes to Baltimore County.</i>		\$400,000 / 10 full time employees <i>90% of workforce live within 20 miles of facility</i>	\$3.2 million annually to the community for the purchase of materials, goods and services.
Baltimore	Recovermat Mid-Atlantic LLC. C&D Processor <i>(Privately Owned)</i>	\$26,167 paid in annual taxes to Baltimore County in 2001; hiring Priority for local residents	<i>Provides free disposal service for the Park Service</i>	12 - 18 employees <i>Jobs include laborers, equipment operators, mechanics, administration and office staff</i>	<i>90% of all purchases are made locally. \$222,076 in the sale of recovered and recycled metals.</i>
Calvert	Appeal MSWLF & Transfer Station <i>(Publicly / Privately Owned)</i>	<i>As a regional waste transfer facility, County residents receive a lower tip fee for solid waste disposal services.</i>	<i>The use of the Transfer Station conserves county landfill capacity while providing revenues for debt retirement on the facility.</i>	\$1.1 million / 47 employees	\$202,896 annually to the local community for the purchase of materials and services. \$100,000 worth of materials recovered and recycled in 2001
Carroll	Roll-Off Express, Inc. C&D Processor <i>(Privately Owned)</i>	\$94,000 in annual taxes and fees paid to Carroll County	<i>Provides an alternative means of disposal for C&D waste that conserves landfill space in the county-owned Northern MSWLF at no cost to the County.</i>	\$1.1 to \$1.4 million in annual salaries and benefits employing between 50 to 75 people	\$1.6 million annually to the local community for the purchase of goods and services.

**APPENDIX B
Economic Benefits**

Jurisdiction	Site Name	Economic Benefits To Community	Value of Facilities Provided	Direct Employment Benefits <i>(Salaries / # of Employees)</i>	Other Economic Benefits
Frederick	Reich's Ford MSWLF and C&D Landfill <i>(Publicly Owned)</i>	Only municipal waste disposal facility in county. Provides free drop-off of yard waste to county residents. Wood waste is processed into mulch, free to County residents.	Facility owned and operated by Frederick County for the disposal need of County residents.	\$801,139 / 24 employees 10 heavy equipment operators 3 laborers, 1 recycling coordinator, 3 weigh masters, 1 mechanic, 1 environmental technician, & 5 administrative staff	\$2 million spent in 2000 for contractual services
Harford	Harford Waste Disposal Center MSWLF <i>(Publicly Owned)</i>	Provides county residents with mulch and compost products free or at a reduced cost based on quantity.	Provides county residents with waste disposal services at a competitive cost. Provides recycling services at "no cost."	\$1.4 million / 38 full-time employees Jobs include management, clerical, equipment operators, mechanics, chauffeur/laborers, laborers, & weigh-master / attendants involved in both landfill and recycling activities	\$6.7 million - Contractual Services \$377,188 - Supplies & Materials \$48,974 - Capital Equipment \$63,000 - Savings to County by utilizing Harford County Detention Center trustee labor at facility
Harford	Pappy's, Inc. Oak Avenue C&D Landfill <i>(Privately Owned)</i>			8 employees Including 2-Office Employees, 1 Supervisor, 1 Mechanic, 2 Laborers, & 2 Heavy Equipment Operators	
Harford	Waste Energy Partners L.P. WTE MSW Incinerator <i>(Privately Owned)</i>			\$2 million / 40 full time employees Jobs range from entry level through technical, clerical and management positions	

**APPENDIX B
Economic Benefits**

Jurisdiction	Site Name	Economic Benefits To Community	Value of Facilities Provided	Direct Employment Benefits <i>(Salaries / # of Employees)</i>	Other Economic Benefits
<i>Montgomery</i>	<i>Montgomery County Solid Waste Transfer Station (Publicly Owned)</i>	<i>Strategically located for easy access to accommodate residential, industrial and commercial use</i>		<i>15 – Full Time County Employees 1 – Part Time County Employee 1 – Contractual MES Employee & Other Contractor Employees With MES and Covanta Montgomery, Inc.</i>	
<i>Prince George's</i>	<i>Brown Station Road MSWLF (Publicly Owned)</i>	<i>Provides disposal capacity for County citizens valued at \$24 million.</i>	<i>Provides no charge waste disposal services to county residents valued at \$749,210.</i>	<i>\$7.1 million paid in salaries and benefits.</i>	<i>\$66.7 million annually to the community for the purchase of goods and services.</i>
<i>Prince George's</i>	<i>Ritchie Land Reclamation L.P. C&D Landfill (Privately Owned)</i>	<i>Facility pays property and other taxes, licensing and permit fees to County.</i>	<i>Recycles concrete, cardboard, metal, land clearing debris, and some wood products that would otherwise be disposed of in landfills.</i>	<i>21 employees Including laborers, equipment operators, & supervisory people.</i>	<i>Company rents various types of equipment from local companies.</i>
<i>St. Mary's</i>	<i>St. Andrew's MSWLF (Publicly Owned)</i>	<i>Provides mulch made from yard and wood waste free to county residents.</i>	<i>Site of existing facility may be expanded to accommodate future landfill.</i>	<i>\$670,994 / 20 employees Includes a Manager, 4 Equipment Operators, 2 Scale House Operators, and 13 Landfill Workers (full & part time)</i>	<i>\$383,225 - County subsidy of Recycling & Convenience Centers \$850,434 - County subsidy from General Fund for residential waste disposal</i>
<i>Washington</i>	<i>40 West MSWLF (Publicly Owned)</i>	<i>New landfill facility with a designed disposal capacity of 80+ years.</i>		<i>23 - full time employees serving as Administrative, Scale Personnel, Equipment Operators, Mechanics, and Transfer Station Attendants</i>	