

***REPORT TO THE
HOUSE ENVIRONMENTAL MATTERS COMMITTEE
and
SENATE ECONOMIC AND ENVIRONMENTAL
AFFAIRS COMMITTEE***

***SOLID WASTE MANAGED IN MARYLAND
CALENDAR YEAR 2000***

September 2001

MARYLAND DEPARTMENT OF THE ENVIRONMENT



Jane Nishida, Secretary
Maryland Department of the Environment

Richard W. Collins, Director
Waste Management Administration

2500 Broening Highway, Baltimore, Maryland 21224 800-633-6101 x3314 410-631-3314 TTY Users 800-735-2258

Visit us at our internet site at <http://www.mde.state.md.us>

Table of Contents

Introduction.....	1
Data Collection Methodology.....	2
Definitions.....	3
Tons of Solid Waste Managed in Maryland by Category.....	4
Amount of Solid Waste Disposed in the State that is Generated Outside of the State and the Jurisdictions Where the Solid Waste Originated	5
Solid Waste Generated In-State and Transported Out-of-State For Disposal.....	6
Amount of Solid Waste Managed in the State.....	7
APPENDIX A - Permitted Solid Waste Acceptance Facilities Submitting Annual Tonnage Reports in 2000.....	8
APPENDIX B - Economic Benefits Provided to Host Communities for 2000 Reported by Permitted Solid Waste Acceptance Facilities.....	13

Maryland Department of the Environment

Annual Report to the Legislature Solid Waste Managed in Maryland Calendar Year 2000

Introduction

The Maryland Department of the Environment (MDE) respectfully submits to the House Environmental Matters Committee and the Senate Economic and Environmental Affairs Committee the Department's Annual Report regarding how solid waste was managed in Maryland during calendar year 2000. MDE has prepared the report in accordance with the requirements of § 9-204(l) of the Environment Article, Annotated Code of Maryland, Chapter 555 of the Acts of 1998.

The reporting requirements defined in § 9-204(l) of the Environment Article direct MDE to prepare a report on the amount of solid waste, by weight or volume, that is disposed of in the State during the previous year. All permitted solid waste acceptance facilities must provide MDE with the information needed to prepare this report on an annual basis. The report must identify:

- (1) The quantity of waste disposed by the following solid waste categories:
 - Construction and Demolition Debris (C&D)
 - Incinerator Ash
 - Industrial Waste
 - Land Clearing Debris (LCD)
 - Municipal Solid Waste (MSW)
 - Any other solid waste identified by the Department;
- (2) The amount of solid waste disposed in the State that is generated outside of the State.
- (3) The jurisdictions where the solid waste originated.
- (4) The amount of solid waste generated in the State that is transported outside of the State for disposal.

- (5) An estimate of the amount of solid waste managed or disposed of by:
- Recycling
 - Composting
 - Landfilling
 - Incineration

In addition to reporting the information relating to the quantities of solid waste managed and disposed, owners of permitted solid waste acceptance facilities may also submit optional information to MDE relating to the economic benefits provided by the solid waste acceptance facility to the community where that facility is located. Information reported by the permitted facilities may include:

- (1) An accounting of the facility's economic benefits provided to the locality where the facility is located.
- (2) The value of disposal and recycling facilities provided to the locality at no cost or reduced cost.
- (3) Direct employment associated with the facility.
- (4) Other economic benefits resulting from the facility during the preceding calendar year.

Data Collection Methodology

Solid Waste Disposal Data:

To collect the necessary information to comply with the reporting requirements of § 9-204(1) of the Environment Article, MDE compiled the data reported to MDE by permitted solid waste acceptance facilities that accepted waste in 2000 from the Annual Tonnage Reports. These reports are required to be submitted as a condition of each facility's Refuse Disposal Permit and describe the facility's waste management activities for the preceding year. Appendix A provides a list of the State's permitted solid waste acceptance facilities. The report also provides an opportunity for the solid waste acceptance facility to provide optional information, which describes the economic benefits that the facility provides to the community. Appendix B provides the responses MDE received from the facilities that chose to provide the optional information relating to the economic benefits to the community.

Recycling Data:

To develop the required data summarizing recycling activities for 2000, MDE compiled the information contained in the Maryland Recycling Act Tonnage reports. These reports are submitted annually to the Department by county recycling programs and the City of Baltimore. The Tonnage reports provide detailed information relating to the types and quantities of materials and other materials recycled in each political jurisdiction for the preceding year. The information contained in these reports demonstrates a jurisdiction's compliance with the mandated recycling goals as defined in § 9-505 of the Environment Article. Specifically, the goals mandate a 15% recycling rate for counties with populations of less than 150,000 and a 20% recycling rate for counties with populations greater than 150,000.

Definitions

Construction and Demolition Waste - Structural steel, cement, concrete, bricks (excluding refractory brick), lumber, plaster, plasterboard, insulation material, shingles and roofing material, floor and wall tile, asphalt, pipes and wires, and other structural fabrics (COMAR 26.04.07.13).

Disposal - For the purpose of this report, the term disposal means the landfilling or combustion of solid waste.

Incinerator Ash - The residual by-products resulting from the combustion of solid waste, including bottom ash and residuals from air pollution abatement equipment, at permitted incinerators and waste-to-energy facilities.

Industrial Waste - Any waste generated by a process of industry, manufacturing, trade or business or by the development of any natural resource, including agriculture (COMAR 26.08.01.01B(40)).

Land Clearing Debris - Materials from land clearing operations including: earthen materials such as clays, sands, gravels, and silts; topsoil; tree stumps; root mats; brush and limbs; logs; vegetations; and rock (COMAR 26.04.07.11(B)).

Maryland Recycling Act (MRA) recycling rate - The percentage of materials that were recycled as defined by the Maryland Recycling Act. Materials counted towards the MRA recycling rate include garbage or refuse that would, unless recycled, be disposed of in a refuse disposal system. The MRA recycling rate excludes the following materials in its calculation: hospital waste, construction and demolition waste, scrap metal, land clearing debris, and sewage sludge.

Municipal Solid Waste - That portion of "solid waste" as defined in COMAR 26.13.02.02 that originates from households, private residences, schools, institutions, businesses, commercial enterprises or as the result of community activities.

Other Wastes - Includes wastes such as special medical waste, asbestos and other non-hazardous materials.

Solid Waste Acceptance Facility – A landfill, incinerator, processing facility or transfer station having a Refuse Disposal Permit which disposes, treats, or processes solid waste.

Tons of Solid Waste Managed in Maryland by Category

The information presented in this report provides a summary of how solid waste was managed in Maryland during calendar year 2000. The report consolidates the data collected on all solid waste received by, disposed at, or transported from permitted solid waste acceptance facilities. It also provides data on materials recycled or composted.

Table 1 represents the tons of solid waste, by category, that were managed in Maryland during calendar year 2000. Key elements for interpreting the data include:

- **85% (9.8 million tons)** of the solid waste managed in the State during calendar year 2000 was municipal solid waste and construction and demolition waste.
- Construction and demolition waste data includes estimates of asphalt and concrete recycling activity as reported by the **Maryland Department of Transportation** and 15 counties.
- Tons of scrap tires and sewage sludge managed in the State are not a reporting requirement under § 9-204(1).

Table 1

Solid Waste Category	Tons Received for Disposal ¹	Tons Recycled or Composted ²	Total Tons Managed
Construction & Demolition Waste (C&D)	1,732,973	1,770,918	3,503,891
Industrial Waste	294,646	216,095	510,741
Land Clearing Debris (LCD)	278,125	38,574	316,699
Municipal Solid Waste (MSW)	4,439,981	1,827,536	6,267,517
Other Wastes	96,705	309,483	406,188
Sub-total	6,842,430	4,162,606	11,005,036
Incinerator Ash	206,543	255,916	462,459
TOTAL	7,048,973	4,418,522	11,467,495

1. Includes waste accepted at landfills and incinerators and waste accepted for transport by transfer stations and processing facilities for out-of-state disposal.
2. Does not include pozzolan reported as recycled since § 15-407 of the Environment Article, Annotated Code of Maryland exempts "pozzolan" as a solid waste.

Amount of Solid Waste Disposed in the State that is Generated Outside of the State and the Jurisdictions Where the Solid Waste Originated

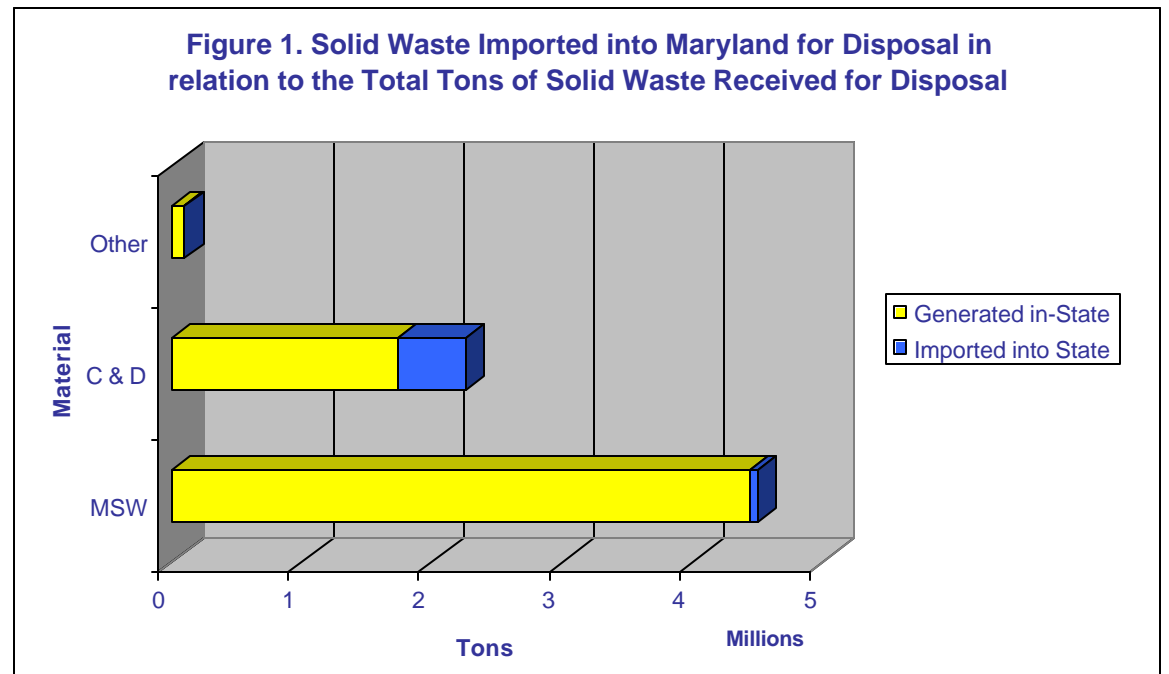
Table 2 compares, by category of waste, the tons of waste imported into Maryland for disposal to the total tons of waste received for disposal at State permitted solid waste acceptance facilities. **Figure 1** illustrates this comparison. Waste generated outside of the State comes from neighboring jurisdictions including Delaware, New Jersey, New York, Pennsylvania, Virginia, West Virginia and the District of Columbia.

- The **Mountainview MSW** landfill in Allegany County is the only permitted solid waste landfill that accepts solid waste from other states. This privately owned landfill has a contractual agreement with Allegany County allowing it to accept "other than County" waste after meeting the terms of its contract with the County. The landfill is limited to a maximum tonnage of 125,000 tons per year.
- In 2000, there were **10** operating C&D landfills in Maryland, **seven (7)** of which are privately owned and accept out-of-state C&D waste. The amount of waste brought into these private facilities are subject to regional market conditions.
- “**Other Wastes**” brought into Maryland for disposal consist of medical waste and other materials that required special disposal at permitted incinerators.

Table 2

Solid Waste Category	Tons Imported into Maryland	Total Tons Received for Disposal	Source Jurisdiction
MSW	65,623	4,439,981	PA, WV
C&D	523,686	1,732,973	DC, DE, NJ, NY, PA, VA
Other Wastes	3,269	96,705	DC, DE, VA, WV

Figure 1. Solid Waste Imported into Maryland for Disposal in relation to the Total Tons of Solid Waste Received for Disposal



Solid Waste Generated In-State and Transported Out-of-State For Disposal

Nine (9) of Maryland’s 24 jurisdictions have contracted for the out-of-state disposal of their waste in order to extend the useful life of the county-owned landfills.

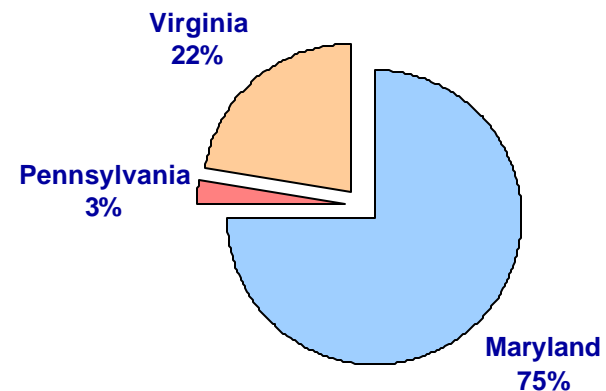
Table 3 represents the amount of solid waste transported from Maryland for disposal outside of the State. The **1.76 million tons** of waste that was transported outside of Maryland for disposal represents approximately **25%** of the total waste received for disposal at Maryland’s permitted solid waste acceptance facilities (7.05 million tons).

Figure 2 illustrates by percentage where Maryland’s solid waste was transported for disposal.

Table 3

Solid Waste Category	To PA	To VA	Total (tons)
MSW	178,619	1,368,446	1,547,065
Incinerator Ash	1,438	148,293	149,731
C&D	3,201	237	3,438
LCD	0	63,217	63,217
Total (tons)	183,258	1,580,193	1,763,451

Figure 2. Where Maryland Waste is Transported for Disposal



Amount of Solid Waste Managed in the State

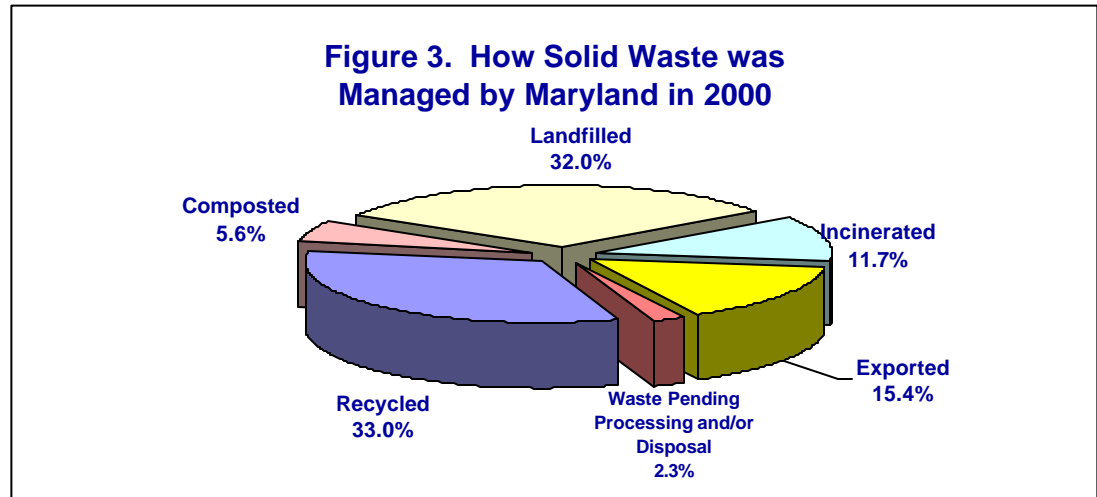
Table 4 summarizes how Maryland managed the solid waste that was received for disposal, recycling or composting during calendar year 2000. Key points for interpreting this table include:

- The category “Waste Pending Processing and/or Disposal” references **268,300 tons** of waste that was accepted by permitted solid waste acceptance facilities in Maryland that had not yet been disposed by the end of calendar year 2000. This includes waste that has been stockpiled pending recyclable material removal, shredding, and materials that have been segregated for use at the facility as temporary landfill cover.
- The tons of materials disposed by either landfilling or transport out-of-state include **206,543 tons** of ash generated by permitted waste-to-energy facilities.
- The **4.4 million tons** of materials reported as recycled (33%) and composted (5.6%) includes materials beyond those counted towards the Maryland Recycling Act recycling rate as described on page 3 of this report (e.g. concrete, asphalt, and scrap metal). In calendar year 2000, the Maryland Recycling Act recycling rate was 36%.

Figure 3 illustrates Maryland’s integrated solid waste management system by the percentage each category contributes to the total methods of disposition.

Table 4

Waste Management Method	Tons
Disposal	
Landfilled	3,671,371
Incinerated	1,345,851
Transported out-of-state	1,763,451
Waste Pending Processing and/or Disposal	268,300
Sub-total	7,048,973
Recycling/Composting	
Recycled	3,789,187
Composted	629,335
Sub-total	4,418,522
TOTAL	11,467,495



APPENDIX A

Permitted Solid Waste Acceptance Facilities In CY2000

Municipal Solid Waste Landfills

Jurisdiction	Site Name	Owner
Allegany	Mountainview	Private
Anne Arundel	Millersville	County
Baltimore City	Quarantine Road	Municipal
Baltimore	Eastern	County
Calvert	Appeal	County
Carroll	Northern	County
Cecil	Central	County
Charles	Charles Co. #2	County
Dorchester	Beulah	County
Frederick	Fort Detrick Reich's Ford	Federal County
Garrett	Garrett Co	County
Harford	Harford Waste Disposal Center	County
Howard	Alpha Ridge	County
Prince George's	Brown Station Road Sandy Hill *	County County
St. Mary's	St. Andrews***	County
Somerset	Somerset County	County
Talbot	Midshore	Maryland Environmental Service
Washington	Forty West** Resh Road II*	County County
Wicomico	Newland Park	County
Worcester	Central	County

* Denotes facility stopped accepting waste during CY2000 and closed during CY2000

** Denotes facility began accepting waste during CY2000

*** Denotes facility stopped landfilling MSW wastes for CY2000 but continues to accept C&D waste until July, 2001.

APPENDIX A
Permitted Solid Waste Acceptance Facilities In CY2000

Municipal Solid Waste-to-Energy Facilities (WTE) / Municipal Solid Waste Incinerators

Jurisdiction	Site Name	Owner
Baltimore City	BRESCO WTE	Private
Harford	Waste Energy Partnership WTE	Private
Montgomery	Montgomery County Resource Recovery Facility	County / Northeast Maryland Waste Disposal Authority
Somerset	Smith Island MSW Incinerator	County

Municipal Solid Waste Transfer Stations

Jurisdiction	Site Name	Owner
Anne Arundel	Annapolis Junction	Private
Baltimore City	Northwest	Municipal
Baltimore	Eastern	County
	Western	County
Calvert	Appeal	Private
Carroll	Northern	County
Cecil	Stemmers Run	County
	Woodlawn	County
Montgomery	Shady Grove	County
Talbot	Midshore	Maryland Environmental Service
Worcester	Ocean City	Municipal

Municipal Solid Waste Processing Facilities

Jurisdiction	Site Name	Owner
Anne Arundel	Curtis Creek Recovery Systems	Private
Baltimore City	Baltimore Processing Facility	Private
Baltimore	Baltimore County Resource Recovery Facility	County

APPENDIX A
Permitted Solid Waste Acceptance Facilities In CY2000

Construction & Demolition Landfills (Rubble Landfills)

Jurisdiction	Site Name	Owner
Anne Arundel	PST Reclamation	Private
Baltimore	Days Cove	Private
	Honeygo Run	Private
Harford	Oak Avenue	Private
	Phillips Army Airfield	Federal
	Westwood	Federal
Prince George's	Cross Trails Road	Private
	Ritchie Land Reclamation	Private
Queen Anne's	R.B. Baker & Sons	Private
Washington	Washington County Reclamation*	County

Construction & Demolition Processing Facilities

Jurisdiction	Site Name	Owner
Baltimore City	Baltimore Environmental	Private
Baltimore	ER & WR, LLC	Private
	Recovermat	Private
Calvert	Southern Maryland	Private
Carroll	Roll Off Express	Private
Prince George's	Sheriff Road	Private

* Denotes facility stopped accepting waste during CY2000 and closed during CY2000

APPENDIX A
Permitted Solid Waste Acceptance Facilities In CY2000

Land Clearing Debris Landfills

Jurisdiction	Site Name	Owner
Calvert	Hance	Private
	Hill	Private
	M. T. Parran	Private
St. Mary's	Knott	Private

Industrial Waste Landfills

Jurisdiction	Site Name	Owner
Baltimore City	Millennium	Private
Frederick	EASTALCO	Private
		Private

Special Medical Waste Incinerators

Jurisdiction	Site Name	Owner
Baltimore City	Baltimore Regional Medical Waste Incinerator	Private
	Stericycle, Inc.	Private
	University of Maryland @ Baltimore City	State
Frederick	Fort Detrick	Federal
Harford	MRICD	Federal
Washington	Washington County Hospital, Inc.	Private

Other Processing Facilities

Jurisdiction	Site Name	Owner
Baltimore City	CS&D	Private
Wicomico	Peninsula Regional Medical Center	Private

APPENDIX A
Permitted Solid Waste Acceptance Facilities In CY2000

Other Permitted Solid Waste Acceptance Facilities

Jurisdiction	Site Name	Facility Type	Owner	Status
Allegany	Ancelle	C&D Landfill	County / Maryland Environmental Service	Inactive
Charles	NSWC – Indian Head Division Incinerator	MSW WTE/Incinerator	Federal	Inactive
Frederick	Essroc CKD	Industrial Waste Landfill	Private	Under construction
Harford	Gravel Hill	C&D Landfill	Private	Inactive
Kent	Dulin	C&D Landfill	County	Closed
Montgomery	Site 2	MSW Landfill	County	Inactive
Prince George's	Dower House Road	MSW Processing	Maryland Environmental Service	Proposed w/Refuse Disposal Permit

APPENDIX B

Economic Benefits Provided to Host Communities for CY2000 As Reported by Permitted Solid Waste Acceptance Facilities

This table provides the additional information that was voluntarily reported by **25** permitted solid waste acceptance facilities in **14** political jurisdictions relating to the economic benefits of the facilities to host communities. The information listed below represents a **36%** response rate for all of the permitted facilities that reported. While the economic benefits identified in the table are very significant, the information does not represent the total economic benefit to Maryland's communities that is provided by permitted solid waste acceptance facilities.

<i>Jurisdiction</i>	<i>Site Name</i>	<i>Economic Benefits To Community</i>	<i>Value of Facilities Provided</i>	<i>Direct Employment Benefits</i> <i>(Salaries / # of Employees)</i>	<i>Other Economic Benefits</i>
<i>Allegany</i>	<i>Mountainview MSWLF (Privately Owned)</i>	<i>Provides Allegany County residents and businesses an environmentally safe disposal site at reasonable rates. Saves Allegany County the cost of owning and operating a landfill.</i>	<i>Provides Allegany County with a site for the collection of recyclables.</i>	<i>\$390,000 / 8 full time employees</i>	<i>\$350,000 worth of purchases of supplies and materials from Allegany County businesses.</i>
<i>Anne Arundel</i>	<i>Annapolis Junction Transfer Station (Privately Owned)</i>	<i>\$579,805 in host fees paid to Anne Arundel County</i>	<i>The central location of the facility provides a cost effective and environmentally sound waste disposal method for the region with an estimated \$5 million cost benefit to the region due to reduced transportation costs.</i>	<i>\$1,000,000 / 28 employees of Waste Management, Inc. and the Maryland Environmental Service</i>	<i>Over \$3.5 million spent for the purchase of goods and services. Facility provides waste disposal for Anne Arundel County and Howard County thus conserving landfill capacity and extending the lives of the county landfills. By using rail transportation for the transport of waste to Virginia, over 100 daily trips by tractor-trailer trucks can be eliminated.</i>

**APPENDIX B
Economic Benefits**

Jurisdiction	Site Name	Economic Benefits To Community	Value of Facilities Provided	Direct Employment Benefits <i>(Salaries / # of Employees)</i>	Other Economic Benefits
<i>Anne Arundel</i>	<i>Curtis Creek Recovery Systems, Inc MSW Processing & Transfer Facility (Privately Owned)</i>	<i>Host fee of \$1.60 per ton paid to Anne Arundel County.</i>			
<i>Baltimore City</i>	<i>Baltimore Processing Facility (Privately Owned)</i>	<i>Maintains clean streets around the facility.</i>		<i>3 employees - Loader Operator, Excavator Operator & Scale Program Operator</i>	
<i>Baltimore City</i>	<i>Baltimore Regional Medical Waste Incinerator (Privately Owned)</i>	<i>\$212,600 - Baltimore City Solid Waste Surcharge \$52,800 - Baltimore City Personal Property Tax \$46,500 - Baltimore City Real Estate Tax \$50,000 - Annual Baltimore City Health Department Fee</i>		<i>\$2,130,000 / 48 full time employees \$2,400,000 / 20 contractual employees, 10 drivers, & 13 contract maintenance employees</i>	
<i>Baltimore City</i>	<i>CS&D Processing Facility (Privately Owned)</i>	<i>Site of facility is leased from the City of Baltimore in a designated Empowerment Zone.</i>		<i>\$65,000 / 3 to 4 employees including forklift and truck driver and warehouse and processing</i>	<i>\$14,000 per year in goods & services purchased from local community.</i>
<i>Baltimore</i>	<i>Days Cove Reclamation Company C&D Landfill (Privately Owned)</i>	<i>Provides funding for the DNR Smuck Environmental Center</i>	<i>Processes Baltimore County's wood waste at no cost into mulch and provides mulch to County residents at no cost.</i>	<i>\$600,000 / 22 employees Jobs range from management level to equipment operators to laborers</i>	<i>Purchase of goods and services locally for daily landfill operations. Purchases of materials locally for landfill construction.</i>

**APPENDIX B
Economic Benefits**

Jurisdiction	Site Name	Economic Benefits To Community	Value of Facilities Provided	Direct Employment Benefits <i>(Salaries / # of Employees)</i>	Other Economic Benefits
Baltimore	Environmental Recycling & Waste Reduction, LLC. Processing Facility <i>(Privately Owned)</i>	<i>Over 60% of employees are from an enterprise zone.</i>	<i>Provides recycling of wood waste saving landfill space. Produces mulch and screened topsoil used in landscaping</i>	16 employees including 2 Office Staff; 1 Mechanic, 6 Equipment Operators, & 7 Truck Drivers)	<i>Purchases of goods and services including fuel, temporary labor, parts and repairs from the local community. Donation of materials and services to community.</i>
Baltimore	Honeygo Reclamation Center C&D Landfill <i>(Privately Owned)</i>	<i>In 2000, paid more than \$30,000 in taxes to Baltimore County.</i>		\$300,000 / 10 full time employees <i>90% of workforce live within 20 miles of facility</i>	<i>\$1,250,000 annually to the local community for the purchase of materials, services, office products, fuel, parts, equipment and site maintenance, environmental monitoring and leachate disposal.</i>
Baltimore	Recovermat Mid-Atlantic LLC. C&D Processor <i>(Privately Owned)</i>	<i>\$33,890.83 paid in annual taxes to Baltimore County in 2000 Provides free disposal service for the Park Service</i>		12 - 15 employees <i>Jobs include laborers, equipment operators, mechanics, administration and office staff</i>	<i>90% of all purchases are made locally. \$258,826 in the sale of metals recovered and recycled.</i>
Calvert	Appeal MSWLF & Transfer Station <i>(Publicly / Privately Owned)</i>	<i>As a regional waste transfer facility, County residents receive a lower tip fee for solid waste disposal services.</i>	<i>The use of the Transfer Station conserves the County landfill capacity while providing revenues for debt retirement on the landfill facility.</i>	\$1,148,928 / 47 employees	<i>\$202,896 annually to the local community for the purchase of materials and services. \$100,000 worth of materials recovered and recycled in 2000</i>
Carroll	Roll-Off Express, Inc. C&D Processor <i>(Privately Owned)</i>	<i>\$94,000 in annual taxes and fees paid to Carroll County</i>	<i>Provides an alternative means of disposal for C&D waste that conserves landfill space in the county owned Northern MSWLF at no cost to the County.</i>	\$1.1 to \$1.4 million in annual salaries and benefits employing between 50 to 75 people	<i>\$1.6 million annually to the local community for the purchase of goods and services.</i>

**APPENDIX B
Economic Benefits**

Jurisdiction	Site Name	Economic Benefits To Community	Value of Facilities Provided	Direct Employment Benefits <i>(Salaries / # of Employees)</i>	Other Economic Benefits
Charles	Charles County Sanitary Landfill <i>(Publicly Owned)</i>	<i>Provides a convenient and environmentally sound disposal site for county residents to dispose of waste. Due to the close proximity to customers, facility provides an economic incentive to commercial waste haulers.</i>	<i>Provides for the free acceptance of recyclables.</i>	\$1,125,000 / 22 employees <i>Positions include equipment operators, laborers, mechanics, convenience stations attendants and scale house employees involved in both landfill and recycling activities</i>	<i>Sales of recyclables recovered from waste stream valued between \$30,000 - \$50,000 annually.</i>
Frederick	Reich's Ford MSWLF and C&D Landfill <i>(Publicly Owned)</i>	<i>Only municipal waste disposal facility in county.</i> <i>Provides free disposal of yard waste to county residents. Wood waste is processed into mulch, free to County residents.</i>	<i>Facility owned and operated by Frederick County for the disposal need of County residents with a projected useful life until 2014.</i>	\$807,902 / 26 employees <i>10 heavy equipment operators 3 laborers, 2 recycling coordinators, 3 weigh masters, 1 mechanic, 1 environmental technician, 1 engineer, & 5 administrative staff</i>	<i>\$2,000,000 spent in 2000 for contractual services</i>
Harford	Harford Waste Disposal Center MSWLF <i>(Publicly Owned)</i>	<i>Provides county residents with mulch and compost products free or at reduced cost based on quantity.</i>	<i>Provides county residents with waste disposal services at a competitive cost.</i> <i>Provides recycling services at "no cost."</i>	\$1,261,901 / 39 full-time employees <i>Jobs include management, clerical, equipment operators, mechanics, chauffeur/laborers, laborers, & weigh-master / attendants involved in both landfill and recycling activities</i>	\$6,814,523 - <i>Contractual Services \$325,128 - Supplies & Materials \$37,350 - Capital Equipment \$119,000 - Savings to County by utilizing Harford County Detention Center trustee labor at facility</i>

**APPENDIX B
Economic Benefits**

Jurisdiction	Site Name	Economic Benefits To Community	Value of Facilities Provided	Direct Employment Benefits <i>(Salaries / # of Employees)</i>	Other Economic Benefits
<i>Harford</i>	<i>Pappy's, Inc. Oak Avenue C&D Landfill (Privately Owned)</i>			9 employees <i>Including 2-Office Employees, 1 Supervisor, 1 Mechanic, 3 Laborers, & 2 Heavy Equipment Operators</i>	
<i>Harford</i>	<i>Waste Energy Partners L.P. WTE MSW Incinerator (Privately Owned)</i>			\$2 million / 40 full time employees <i>Jobs range from entry level through technical, clerical and management positions</i>	
<i>Montgomery</i>	<i>Montgomery County Solid Waste Transfer Station (Publicly Owned)</i>	<i>Strategically located for easy access to accommodate residential and commercial use</i>		14 - County employees 14 - MES employees 30 - Ogden Martin Industries employees	
<i>Prince George's</i>	<i>Brown Station Road MSWLF (Publicly Owned)</i>	<i>Facility provides 50% of the disposal capacity for the County.</i>	<i>Provides over \$1.2 million in waste disposal services to public agencies.</i>	\$1.7 million / 44 employees	<i>\$3,000,000 annually to the local community for the purchase of goods and services.</i>
<i>Prince George's</i>	<i>Ritchie Land Reclamation L.P. C&D Landfill (Privately Owned)</i>	<i>Facility pays property and other taxes, licensing and permit fees to County.</i>	<i>Recycles concrete, cardboard, metal, land clearing debris, and some wood products that would otherwise be disposed of in landfills. In 2000, facility recycled 3558 tons of metal and 688 tons of cardboard that was shipped to local dealers.</i>	21 employees <i>Including laborers, equipment operators, & a third party waste checker</i>	<i>Equipment rentals of \$25,000 to \$35,000 per year from local companies. \$15,000 to \$20,000 per year in operational supplies purchased from area businesses.</i>

**APPENDIX B
Economic Benefits**

Jurisdiction	Site Name	Economic Benefits To Community	Value of Facilities Provided	Direct Employment Benefits <i>(Salaries / # of Employees)</i>	Other Economic Benefits
Prince George's	Sandy Hill MSWLF <i>(Publicly Owned / Operated by a Private Company)</i>	A \$16 per ton surcharge on incoming MSW is paid to the County.			<i>The Adopt-A-Road program, managed by a facility operator, helps to keep County roads clean. An average of 60 hours is devoted to cleaning litter on county roads and collecting up to 300 bags of litter annually.</i>
St. Mary's	St. Andrew's MSWLF <i>(Publicly Owned)</i>	Clean dirt accepted from developers at no cost.	Site of existing facility may be expanded to accommodate future landfill. Provides mulch made from yard and wood waste free to county residents.	\$630,604 / 20 employees <i>Includes 4 Equipment Operators, 2 Scale House Operators, 1 Landfill Worker and 14 Landfill Attendants (full & part time)</i>	\$350,000 - County subsidy of Recycling & Convenience Centers \$650,000 - County subsidy from General Fund for residential waste disposal
Washington	40 West MSWLF <i>(Publicly Owned)</i>	New landfill facility, opening in late 2000, has a designed disposal capacity of 80+ years.		23 - full time employees serving as Administrative, Scale Personnel, Equipment Operators, Mechanics, and Caretakers	
Washington	Washington County Reclamation and C&D Landfill <i>(Publicly Owned)</i>	Diverts C&D waste from and conserves air space in the more expensive county MSWLF.	13 acres of the site will be developed as a county park with 3 softball fields. County residents with permit able to dispose of yard waste at no charge.	3 employees <i>Including a Scale Person / Weigh Clerk and 2 Equipment Operators</i>	
Worcester	Worcester County Central MSWLF <i>(Publicly Owned)</i>	Provides waste disposal services to County at rates below those charged by adjacent communities.		\$615,000 in salaries + an additional \$200,000 in benefits for 27 employees	\$200,000 in goods and services purchased annually from local community.