



MARYLAND DEPARTMENT OF THE ENVIRONMENT

1800 Washington Boulevard • Baltimore MD 21230
410-537-3000 • 1-800-633-6101

Martin O'Malley
Governor

Robert M. Summers, Ph.D.
Secretary

Anthony G. Brown
Lieutenant Governor

April 21, 2014

The Honorable Mike V. Miller, Jr., President
Senate of Maryland
State House, H-107
Annapolis MD 21401-1991

The Honorable Michael E. Busch, Speaker
House of Delegates
State House, H-101
Annapolis MD 21401-1991

The Honorable Joan Carter Conway, Chair
Senate Education, Health and
Environmental Affairs Committee
Miller Senate Office Building
2 West Wing
11 Bladen Street
Annapolis MD 21401-1991

The Honorable Maggie McIntosh, Chair
Environmental Matters Committee
House of Delegates
House Office Building, Room 251
6 Bladen Street
Annapolis, MD 21401-1991

Dear President Miller, Speaker Busch, Chairwomen Conway and McIntosh:

As required in Section 5-1001(g) of the Environment Article, Annotated Code of Maryland, I am enclosing copies of the 2013 status report on the Maryland Used Motor Oil Recycling Program.

If the Department can provide you with any additional information, please contact me at 410-537-3084 or Mr. Horacio Tablada, Director of the Land Management Administration, at 410-537-3304 or via email at horacio.tablada@maryland.gov.

Sincerely,

Robert M. Summers, Ph.D.
Secretary

Enclosure

cc: Horacio Tablada, Director, Land Management Administration



Department of the Environment

MARYLAND USED MOTOR OIL RECYCLING PROGRAM

(Calendar Year 2013 Data)

Prepared by:

Oil Control Program
Land Management Administration

Prepared for:

Senate Education, Health, and Environmental Affairs Committee

House Environmental Matters Committee


Martin O'Malley, Governor
State of Maryland

Anthony G. Brown, Lt. Governor
State of Maryland

Thomas V. Mike Miller, Jr., Senate President
Maryland General Assembly

Michael E. Busch, House Speaker
Maryland General Assembly

JANUARY 2014



MARYLAND DEPARTMENT OF THE ENVIRONMENT
1800 Washington Boulevard | Baltimore, MD 21230 | www.mde.maryland.gov
410-537-3000 | 800-633-6101 | TTY Users: 800-735-2258
Martin O'Malley, Governor | Anthony G. Brown, Lt. Governor | Robert Summers, Ph.D., Secretary



2013 Annual Report

EXECUTIVE SUMMARY

The Maryland Environmental Service (MES) administers the Maryland Used Oil Recycling Act through an Intergovernmental Agency Agreement (IGA) with the Maryland Department of the Environment (MDE). The Used Oil Recycling Act is found in Section 5-1001 of the Environment Article of the Annotated Code of Maryland. Under the terms of the IGA with MDE, MES is responsible for implementing a statewide Program for the construction, operation, and the routine maintenance of used oil collection facilities; providing public education and outreach programs related to the disposal of used motor oil; and maintaining an information center to educate citizens regarding the proper disposal of used motor oil. Additionally, MES utilizes these used motor oil collection sites for the collection of related recyclables, including used antifreeze and used oil filters.

MES also administers funding from the MDE for the purpose of implementing supplemental environmental projects. Specifically, this grant funding is used to assist in the construction of “rain shelters” to minimize storm water contact with the used motor oil collection tanks, and is also used to fund the purchase of above-ground storage tanks for new sites, as well as replacements for older sites.

Since 1988, the MES and MDE partnership has resulted in the collection and recycling of over 15.8 million gallons of used motor oil in the State of Maryland. Similarly, the Program has accomplished the collection and recycling of over 834,000 gallons of used antifreeze from Maryland Do-It-Yourself automobile enthusiasts. The antifreeze is currently collected and shipped to a recycling facility where it is filtered, distilled, and reformulated into automotive antifreeze and industrial ethylene glycol.

During the current calendar year, MES collected 464,415 gallons of used motor oil and 26,683 gallons of used antifreeze from Program-sponsored locations. Additionally, during this period, MES added used oil filter collection service at select Program-sponsored locations, resulting in the collection and recycling of 228 drums of used oil filters.



2013 Annual Report

MARYLAND USED OIL RECYCLING PROGRAM

2013 ANNUAL REPORT

INTRODUCTION

The 2013 Used Oil Recycling Program Annual Report is provided to the Maryland General Assembly as a requirement of Section 5-1001(g) of the Environment Article.

The Maryland Environmental Service (MES), an independent agency of the State of Maryland, is responsible for the administration and implementation of the Maryland Used Oil Recycling Program through an Intergovernmental Agreement (IGA) with the Maryland Department of the Environment (MDE). Program management includes the designation of used oil collection facilities, technical and financial assistance to establish collection facilities, routine inspection and cleaning of Program-sponsored facilities, public education, operation of an information center, and implementation of other non-regulatory provisions of the Maryland Used Oil Recycling Act. MES is pleased to provide the following report detailing the accomplishments, initiatives and progress of the Program during the past year as well as proposed plans for calendar years 2014 - 2015.

BACKGROUND

The Maryland Used Oil Recycling Law was enacted in July 1978. Initial program start-up funding was allocated from energy funds. This funding enabled MES to create a program to assist the home mechanic or Do-It-Yourselfer with proper used motor oil disposal. Farmers and boat owners at marinas also had need of these facilities for their recycling. MES purchased oil collection tanks, collection boxes, hardware and signs. County and local governments were solicited to assist in establishing convenient and accessible used oil collection sites for citizens. A variety of collection sites were established. Most are located at government owned solid waste, public works and road maintenance facilities.



The Program has been successful at recruiting and maintaining donor locations for several reasons: 1) free collection service of used motor oil; 2) Program-provided financial assistance for tanks and shelters; and 3) the Program assumes the responsibility for disposing of any contaminated used oil.

The Used Oil Recycling Program was established primarily to respond to market forces that changed the economic dynamics of automobile service stations. In the past, service stations took used motor oil from individuals that changed the oil in their own cars and trucks. Now, many of the local service stations sell milk and bread – not automobile-related maintenance or repair services.

2013 Annual Report

Maryland's Do-It-Yourself automobile mechanics and enthusiasts needed a reliable and responsible alternative to recycle used motor oil.

USED MOTOR OIL COLLECTION PROGRAM

Collection of used motor oil from all statewide, Program-participating locations yielded 464,415 gallons of used motor oil in calendar year 2013. Since its inception in 1988, the Program has expanded from 44 collection sites to the current 140 operational sites and has recovered more than 15.8 million gallons of used motor oil. Used motor oil and antifreeze collection results are summarized at the end of the report. Copies of the detailed used motor oil and antifreeze collection records for the participating Program sites are attached as well.

Key calendar year 2013 Program accomplishments include the following:

- Collection of 464,415 gallons of used motor oil from Program-sponsored locations;
- Collection of 26,683 gallons of used antifreeze from Program-sponsored locations;
- Added used oil filter collection service to a number of Program-sponsored locations
 - Collected and recycled 228 drums of used oil filters
 - Working to expand Program state-wide
- Continued participation of 136 Program-sponsored collection locations throughout the State;

Added 4 new collection sites to the Program;

- Added two new sites in Anne Arundel County
- Added new site in Cecil County
- Added new site in St. Mary's County
- Repaired / upgraded rain shelters at 2 sites;
 - Constructed new rain shelter at Kings Run Site in Garrett County
 - Constructed new rain shelter at Golden Hill Landfill in Dorchester County
 - Repair / upgrade of rain shelter in Baltimore City currently pending



2013 Annual Report

- Repair / upgrade of rain shelter in Frederick County currently pending
- Repair / upgrade of rain shelter in Harford County currently pending
- ☑ Upgraded and replaced older above-ground storage tanks at 5 sites;
 - Replaced an older 275 gallon single-wall tank with a new 300 gallon double-wall tank at the City of Laurel Public Works Department in Prince George's County
 - Replaced an older 275 gallon single-wall tank with new 385 gallon double-wall polyethylene tank at Golden Hill Landfill in Dorchester County
 - Replaced an older 275 gallon single-wall tank with a new 240 gallon double-wall tank at the Crisfield-Marion Transfer Station in Somerset County
 - Replaced leaking 275 gallon single-wall tank with a 275 gallon single-wall tank at Casa Rio Marina in Anne Arundel County
 - Replaced an older 275 gallon single-wall tank with a new 240 gallon double-wall tank at 40 West Landfill in Washington County
 - Removed tanks from the City of Bowie which is no longer a Program participant
- ☑ Working to expand used motor oil collection Program within the State;
- ☑ Designed and printed public outreach pamphlets regarding used oil disposal and recycling;
- ☑ Designed and printed new stickers, labels, and signs for Program-sponsored locations;
- ☑ Program specific tangible promotional items were handed out at local public outreach events to encourage additional used oil recycling;
- ☑ Redesigned and constructed new used motor oil and antifreeze website that provides information regarding all Program-sponsored locations;
- ☑ Continued to maintain and answer the Public Information Number 800-4RECYCLE (800-473-2935) in response to citizen inquiries concerning proper used motor oil and antifreeze disposal and the nearest collection site;
- ☑ Performed annual inspections at all Program-sponsored locations during the year. Many sites were inspected on more than one occasion. MES conducted over 320 inspections;

2013 Annual Report

- ☑ Performed supplementary cleaning and maintenance at 60 Program-sponsored locations during the year. Six sites also received additional cleaning and eight Harford County sites are cleaned twice weekly.

With the Chesapeake Bay, Maryland boasts a large boating community. To serve the needs of Maryland's boating community, MES continues to provide collection sites at designated public marinas. Additionally, several private marinas throughout the State also participate in the Program.

Good housekeeping practices are important aspects of spill control and contamination prevention. As part of the administration of the Program, MES has conducted on-site audits of all Program-sponsored collection facilities to assure that sponsors, recycling coordinators, site supervisors, and site operational staff are aware of their pollution prevention responsibilities. Additionally, MES staff conducted routine cleaning and maintenance, as necessary, to assist the site hosts in maintaining environmental compliance. During the 2013 calendar year, MES performed supplementary cleaning and maintenance at 68 Program-sponsored locations.

Although there were no noted incidents of non-compliance with any sites over the last year, the Program continually reminds all site hosts that they are responsible for providing day-to-day monitoring and housekeeping of their tanks. MES staff provides assistance with housekeeping and compliance, as needed, based on the results of the routine site inspections. MES maintains a full-time staff to conduct routine site audits and assist with site maintenance and cleaning. Sites are upgraded, as needed, to increase compliance and minimize the potential for impacts to the environment.

Currently, there are a total of 140 participating program collection sites. There has been a decrease in the amounts collected over the past several years, which can in part be attributed to local governments withdrawing from the Program for prospects of financial gain. Other factors may be the increase in use of longer lasting synthetic oils; commercial establishments offering recycling services; auto service centers specializing in oil changes and routine maintenance that are convenient and reasonably priced; and possible theft of oil. Given the constant concern over contaminated oil and abuse of the sites by some individuals, including unauthorized dumping of trash and hazardous materials MES continues to urge site hosts to remain in the Program. Due to the fact that the used oil can be easily contaminated with PCBs, brake cleaning fluids, and other readily accessible chemicals, MES and MDE feel that citizens are better served by local governments staying within the established Program.



In an effort to combat theft, MES has purchased and placed surveillance cameras at several sites. While they have not yet detected a theft, MES will continue to use the cameras at various sites. MES is also considering other methods to deter thefts, such as placing locking caps on the tanks.

2013 Annual Report

PUBLIC OUTREACH

MES continues to maintain the Public Information Number **800-4RECYCLE** (800-473-2935) in response to citizen inquiries concerning proper disposal of used oil and anti-freeze and the location of the nearest collection site, as part of our Recycling Information Center. The Program received 1,572 calls in 2013 with the majority of callers requesting information on used oil collection locations. This resource provides the public information regarding the recycling of various household wastes. MES monitors NORA, formerly the National Oil Recyclers Association, now known as the Association of Responsible Recyclers (<http://www.noranews.org/>), a trade group representing over 200 companies in the liquid recycling industry.

Collection reports, a current list of participating collection sites, newsletter publications, and supporting documentation are posted and maintained on the MES web site – www.menv.com. During the 2013 calendar year, MES designed and printed new stickers and signs for the collection sites. Additionally, MES designed and printed brochures providing information to the public about the importance of proper handling, disposal, and recycling of used motor oil and antifreeze. These brochures are given to County and local recycling coordinators for distribution and are circulated at local recycling trade shows and conferences. Additionally, this information is available on the MES web pages dedicated to used motor oil and antifreeze recycling.

PLANNED ACTIVITIES FOR 2014 AND 2015

Planned activities for calendar years 2014 and 2015 include, but are not limited to the following:

Public Outreach

- Continue updating and linking the used motor oil recycling pages on the MES web site – www.menv.com
- Continue the MES membership in NORA while updating Program participants and citizens with current information, issues, and trends within the industry
- Present Program updates to statewide solid waste managers and recycling coordinators
- Continue public outreach and education at local county events
- Explore additional ways to market the Program to the public

Operation and Maintenance

- Continue the annual auditing and inspection of all Program-participating sites in order to ensure continued protection of the environment (copies of all audits are maintained at the MES headquarters)
- Continue the routine maintenance and cleaning program to ensure the continued safe operation of the Program-participating sites

2013 Annual Report

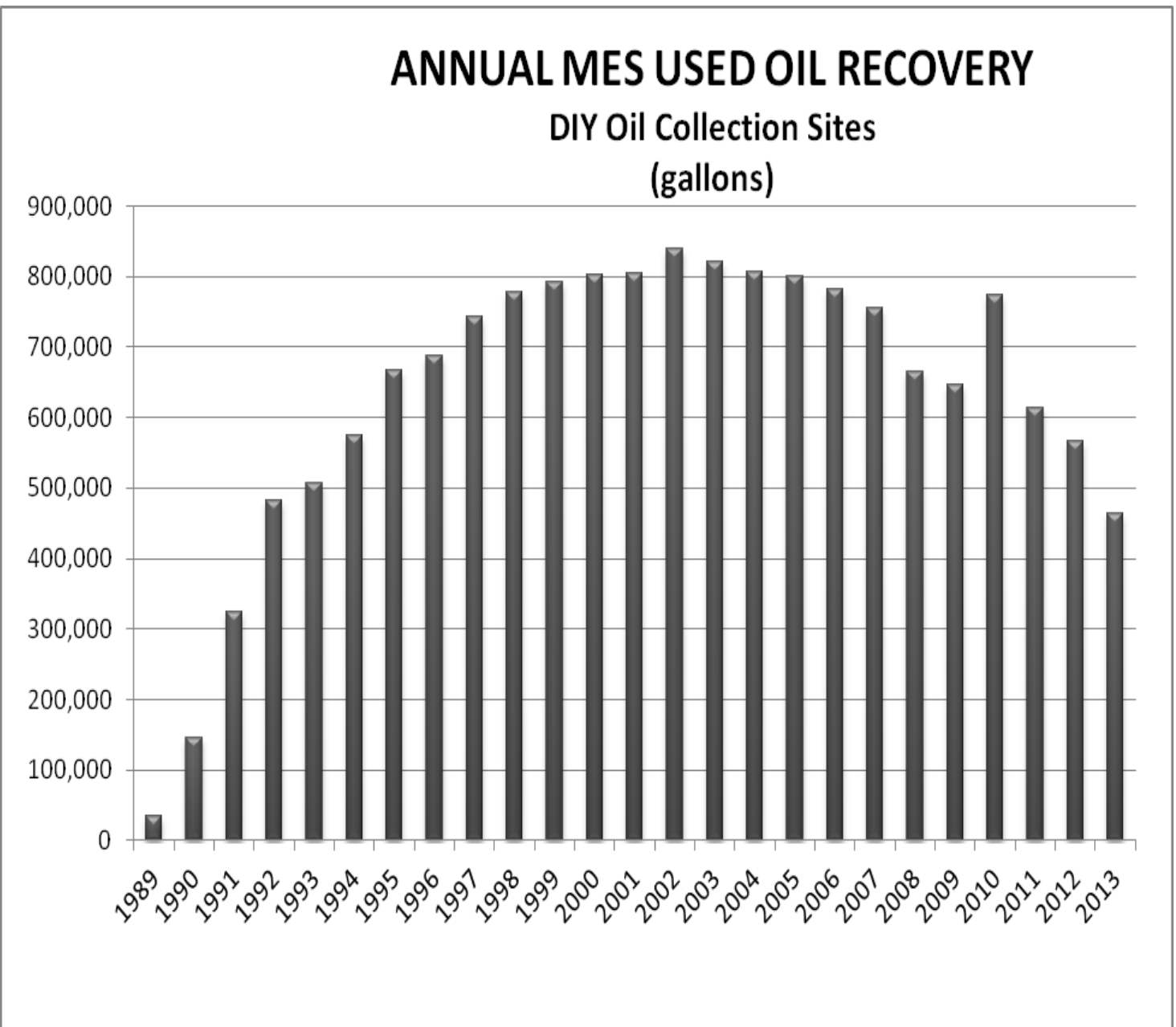
- Continue the tank upgrade program by replacing single-wall 275 gallon tanks with newer, more environmentally sound double-wall tanks
- Explore adding additional used oil DIY locations in highly populated counties
- Explore ways to deter theft of oil

Administration

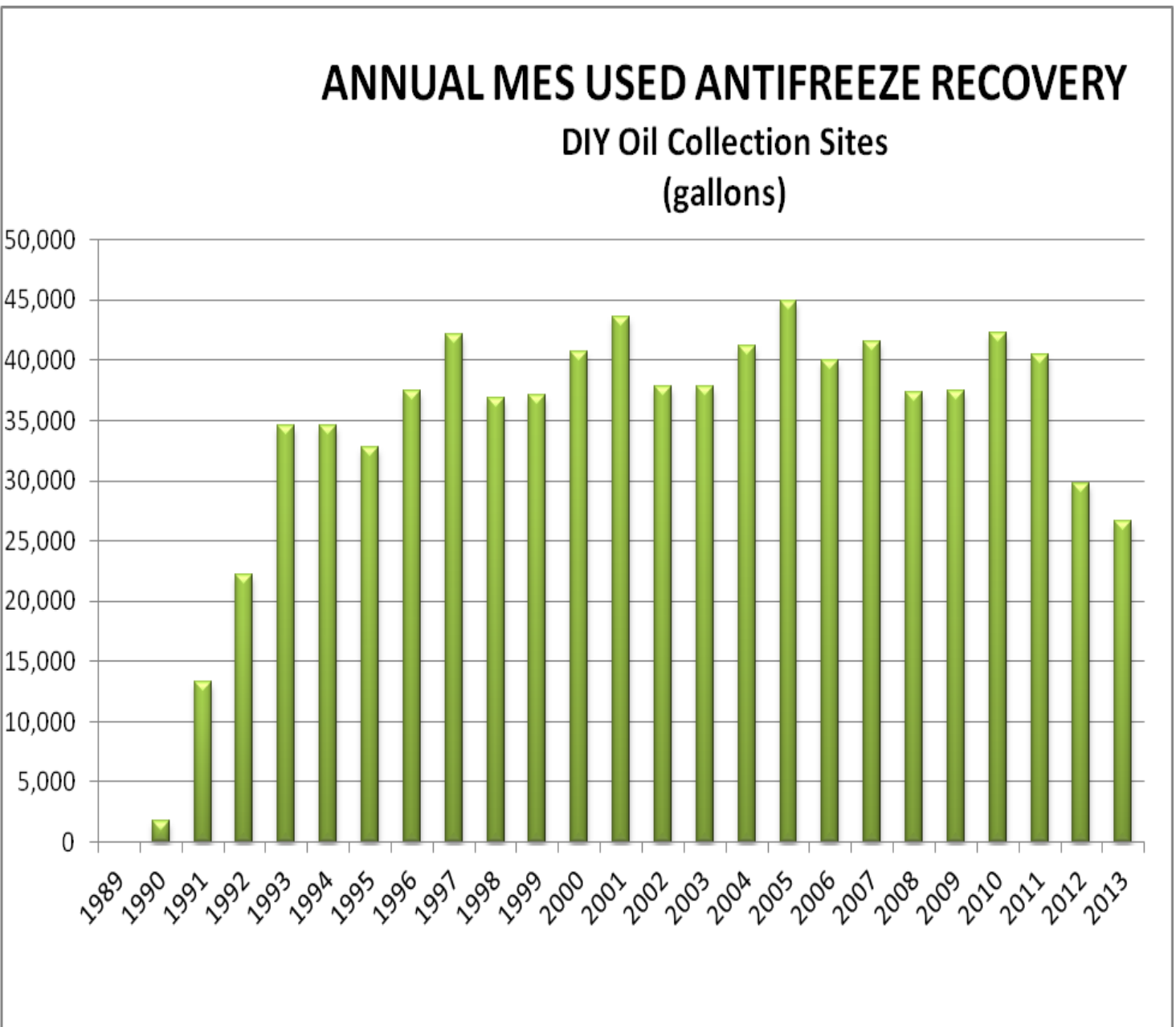
- Continue the grant program to assist in funding the construction of new sites and the upgrading of existing sites
- Continue to expand the used oil filter collection program to other sites throughout the State to address this associated waste stream



USED MOTOR OIL COLLECTION SUMMARY



USED ANTIFREEZE COLLECTION SUMMARY



2013 Annual Report

DETAILED USED MOTOR OIL COLLECTION DATA



MARYLAND ENVIRONMENTAL SERVICE

CY 2013

Used Oil Collection Report

LOCATIONS	Jan	Feb	Mar	Apr	May	Jun	Jul	Aug	Sep	Oct	Nov	Dec	Total
ALLEGANY													0
Mountainview Landfill	254		122		400	230				450	445	200	2,101
Penn Mar Recycling Building						480			340	300	375	285	1,780
Allegany Co. Roads (office complex)	304		361		505				80		175		1,425
Frostburg State University												400	400
Allegany Co. Transfer Sta., Oldtown	200		44		55				250		150		699
Allegany Co. Flintstone Refuse Site	235		112	55	55				220		150		827
ALLEGANY CO TOTAL	993	0	639	55	1015	710	0	0	890	750	1,295	885	7,232
ANNE ARUNDEL													8
Mears Marina					50				40		100		190
Annapolis Landing Marina					270		150		40		230		690
Port Annapolis Marina	200					200		50				250	700
Casa Rio Marina	40					250		80				225	595
Magothy Marina		87	67	255									409
White Rocks Yachting Center	253					65				160			478
Piney Orchard WWTP													0
MES-Crownsville Hospital	263			84			231						578
ANNE ARUNDEL CO TOTAL	756	87	67	339	320	515	381	130	80	160	330	475	3,640
BALTIMORE CITY													6
Northwest Solid Waste Yard		215	260	435	125	230	95		470	420	292	225	2,767
Northeast Yard		105	195	430		145	235						1,110
Western Dist. Sanitation Yard													0
Quarantine Road Landfill		470	105			330						130	1,035
Northwest Transfer Station		125		490			295					320	1,230
City of Baltimore 5th Floor										65			65
BALTIMORE CITY TOTAL	0	915	560	1,355	125	705	625	0	470	485	292	675	6,207
BALTIMORE COUNTY													7
Eastern Sanitary Landfill		935	1,350	6,840	3,435	2,753	3,718		4,171	4,149	20,261	3,016	50,628
Western Acceptance Facility	325	379	932	969	1,155	970	604		1,455	685	560	535	8,569
BA Co. Resource Recovery Facility	1,030	790	1,350	2,944	2,339	3,645	2,438		3,248	1,422	1,446	2,220	22,872
7th Dist. Hwy. Shed, White Hall			380	304	193	396	233		323	382	185	214	2,610
Bowleys Quarters Marina				220					200		260		680
6th Dist. Hwy. Shed, Freeland		185	460	2,611	730	805	631		839	475	2,375	442	9,553
11th District Hwy Shed				727						1,051	474	624	2,876
BALTIMORE CO TOTAL	1,355	2,289	4,472	14,615	7852	8,569	7,624	0	10,236	8,164	25,561	7,051	97,788

MARYLAND ENVIRONMENTAL SERVICE
CY 2013
Used Oil Collection Report

LOCATIONS		Jan	Feb	Mar	Apr	May	Jun	Jul	Aug	Sep	Oct	Nov	Dec	Total
CALVERT	7													
Mt. Hope Waste Compactor Site	78066809	1,070	430	900	1,455	770	860	450	990	1,050	1,025	800	685	10,485
Ball Rd Waste Compactor Site	78343406	520	260	590	725	430	550	300	550	660	200	675	175	5,635
Huntingtown Compactor Site	78343613	570	380	200	560	320	680	180	500	475	475	155	230	4,725
Appeal Solid Waste Mgmt Facility	78343614	380	175	90	815	510	460	180	540	550	300	275	175	4,450
Lusby Waste Compactor Site	78343701	470	75	280	680	340	585		300	300	175	510	300	4,015
Barstow Compactor Site (LF)	78344001	370	165	345	570	450	450	340	280	200	500	525	500	4,695
Plum Point Rd Compactor Site	78344303	430	330	225	710	570	790	225	475	620	550	270	230	5,425
CALVERT CO TOTAL		3,810	1,815	2,630	5,515	3,390	4,375	1,675	3,635	3,855	3,225	3,210	2,295	39,430
CAROLINE	6													
Melville Collection Site	72087403	125				115			275		325			840
Preston Collection Site	72213101	200				200					225			625
Holly Collection Site (Ridgely)	72213320	225	575	375	400	425	500	425	500	885	300	900	300	5,810
Old Denton Collection Site	72213324	150				200				425	400			1,175
Denton DPW	72221001		400			300		230				60		990
Midshore II Landfill	SID-010670		250	200					350			480		1,280
CAROLINE CO TOTAL		700	1,225	575	400	1,240	500	655	1,125	1,310	1,250	1,440	300	10,720
CARROLL	6													
Town of Manchester	82006204	227	248	210	157		192	289		620	500	1,070	350	3,863
City of Westminster	82030310	493	263	651	365	245	358	541		325		110	75	3,426
Town of Sykesville	82030311										85	130		215
Town of Hampstead	82067012	233	117	232		75	130	240		750	130	390	55	2,352
Freedom WWTP	82070606													0
City of Taneytown	82070610	195	59		164		55	238		465	220	291	110	1,797
CARROLL CO TOTAL		1,148	687	1,093	686	320	735	1,308	0	2,160	935	1,991	590	11,653
CECIL	5													
Cecil County Landfill	72072610	1,230		775	1,256	1,216	249	1,728	618	1,635	401	970	185	10,263
Stemmer's Run Transfer Station	72072611			453		453			480		400			1,786
Woodlawn Transfer Station	72118601	490		850	803	731		1,067	350	609	328	467		5,695
Town of Elkton	72213321	288	118	405	134	550	501	329	321	541	367		164	3,718
Locust Point Marina	72213322											215		215
CECIL CO TOTAL		2,008	118	2,483	2,193	2,950	750	3,124	1,769	2,785	1,496	1,652	349	21,677
CHARLES	0													0
CHARLES CO TOTAL		0	0	0	0	0	0	0	0	0	0	0	0	0

MARYLAND ENVIRONMENTAL SERVICE

CY 2013

Used Oil Collection Report

LOCATIONS	Jan	Feb	Mar	Apr	May	Jun	Jul	Aug	Sep	Oct	Nov	Dec	Total
DORCHESTER	5												
Golden Hill T.S.	270	250				275					275		1,070
Secretary	260	150	200	250			270	125		300	100		1,655
Cambridge WW	SID-017546												
Beulah Landfill	400			340					580	350			1,670
Cambridge DPW	360	150	275	550	275	275	300	300	675	200	300	200	3,860
DORCHESTER CO TOTAL	1,290	550	475	1,140	275	550	570	425	1,255	850	725	200	8,305
FREDERICK	7												
Mt. Airy Maint Facility	924	553	858	1,336	751	1,266	1,239		993	385	663	1,175	10,143
Reichs Ford Landfill	740	156	721			1,368	3,386		1,195	2,565	1,335	700	12,166
Ingrahm Shell	209	252	161	192		270	95		480	290	415	180	2,544
Town of Thurmont	330		270			685			465	275	200	100	2,325
Brunswick Public Works Garage	127	115	143	144		229	255		390	440	150	100	2,093
Walkersville	380	127	460	75		286	676		310	285	420	180	3,199
Frederick Landfill	SID-005904												
	636	412	530	872		530							2,980
FREDERICK CO TOTAL	3,346	1,615	3,143	2,619	751	4,634	5,651	0	3,833	4,240	3,183	2,435	35,450
GARRETT	6												
Weber's Solid Waste Collection Site	254				150				155		300	75	934
Rt. 135 Collection Site	189				238				75		270		772
Bumble Bee	386				321				200		400	65	1,372
Grantsville	449				427				375		400	115	1,766
Garrett Co. Landfill, Oakland	128			55	193							180	556
Kings Run Site										60	280		340
GARRETT CO TOTAL	1,406	0	0	55	1329	0	0	0	805	60	1,650	435	5,740
HARFORD	12												
Town of Aberdeen, Public Works											142		142
City of Havre de Grace				358	110	94	327		129		153		1,171
Whiteford Hwy. Dist. Shop	220	240	525	944	622	374	564		604	792		528	5,413
Town of Bel Air	460	360	615	886	819	1,027	1,166		922	385	777	518	7,935
Scarboro Landfill	545	755	805	2,171	1906	1,419	1,531		1,562	1,299	790	940	13,723
Norrisville Elem. School	190	355	210	484	359	355	293		261	316	121		2,944
Abingdon Hwy. Dist. Shop	750	255	350	734	597	670	983		663	527	778	875	7,182
Aldino Hwy. Dist. Shop, Churchville	565	260	520	674	677	743	811		626	246	541	469	6,132
Jarrettsville Highway Shop	490	890	1,065	2,029	2240	1,803	2,157		2,344	1,878	985	1,439	17,320
Town of Aberdeen, WWTP	420		155	411	390	463	815		245	563	347	315	4,124
Silverman WWTP	82160801												
					261					196			457
Joppatowne	82114010												
					296		66		131		521		1,014
HARFORD CO TOTAL	3,640	3,115	4,245	8,691	8277	6,948	8,713	0	7,487	6,202	5,155	5,084	67,557

MARYLAND ENVIRONMENTAL SERVICE

CY 2013

Used Oil Collection Report

LOCATIONS	Jan	Feb	Mar	Apr	May	Jun	Jul	Aug	Sep	Oct	Nov	Dec	Total
KENT	4												
Kent Co. Transfer Station, Galena 72087402		270			200		140				200		810
Sharptown Transfer Station 72213309		100					325				375		800
Haven Harbour Marina 72213310							570						570
Nicholson Transfer Station 72213801	250			550		700	325			750		450	3,025
KENT CO TOTAL	250	370	0	550	200	700	1,360	0	0	750	575	450	5,205
MONTGOMERY	2												
City of Gaithersburg DPW SID-007482				384		350	210	250		525	200	200	2,119
Poolesville Roads Department SID-007825				550					450	425		350	1,775
MONTGOMERY CO TOTAL	0	0	0	934	0	350	210	250	450	950	200	550	3,894
PRINCE GEORGE'S	8												
Town of Cheverly 78015901	120			200		100			220		265		905
Town of Riverdale Park 78021903	160			250		200	100			240	190		1,140
Ft. Washington Marina 78343606						180						450	630
City of New Carrollton 78343607	250	250	280	390		490	40	330	410		325	300	3,065
City of Hyattsville 78343801			250				190				200		640
City of Greenbelt 82030309	729	214	345	749	293	445	569		154	740	150	83	4,471
City of Laurel 82152301	681	458	526	763	277	612	749		314		180	300	4,860
City of Greenbelt SID-004575	500						72						572
PRINCE GEORGE'S CO TOTAL	2,440	922	1,401	2,352	570	2,027	1,720	330	1,098	980	1,310	1,133	16,283
QUEEN ANNE'S	8												
Centreville Landfill 72213312	375	200	200	200	350	360	300		650	400	250	125	3,410
Q.A. County Public Landing 72213313	410		300	665	550	330	700	500	696	525	400	350	5,426
Church Hill Transfer Station 72213314	175	225	225	200			400	200		330		300	2,055
Grasonville Transfer Station 72213315	200	175	225	330		400	340		145	450	250		2,515
Millington Transfer Station 72213316	490	100			450		170	270		400		400	2,280
Batts Neck Transfer Station 72213317	815	200		700	725	490	600		425	825		500	5,280
Q.A. County Bay Bridge Airport 72213318													0
Piney Narrows Yacht 72307702	150	300				270		170				75	965
QUEEN ANNE'S CO TOTAL	2,615	1,200	950	2,095	2075	1,850	2,510	1,140	1,916	2,930	900	1,750	21,931

MARYLAND ENVIRONMENTAL SERVICE

CY 2013

Used Oil Collection Report

LOCATIONS	Jan	Feb	Mar	Apr	May	Jun	Jul	Aug	Sep	Oct	Nov	Dec	Total
SAINT MARY'S	7												
Oakville Transfer Station	78021905	540	490	440	475	590	515	470	325	525	375	300	5,045
St. Andrews Transfer Station	78066803	1,120	860	1,265	760	850	1,195	650	980	750	500		8,930
Charlotte Hall Transfer Station	78066804	1,705	1,070	1,100	1,855	800	1,280	700	810	850	740	1,500	13,650
Valley Lee Transfer Station	78066805	325	295	415	730	350	380	200	890	400	300	100	4,385
Ridge Transfer Station	78343403	270	250	300	325	790	230	250	450	150	125	430	3,820
Clement's Transfer Station	78344101	1,065	455	575	800	750	630	700	290	750	425	475	6,915
Public Works	78491901	300			1,420		400		720	300		603	3,743
ST MARY'S CO TOTAL	5,325	3,420	4,095	6,365	4130	4,630	2,970	4,465	3,725	1,365	3,633	2,365	46,488
SOMERSET	7												
Chance Transfer Station	72072605			100			200		220				520
Marion-Crisfield Transfer Station	72072606	175		150	325	150	320		525		350	150	2,145
Somers Cove Marina	72072607			80			475						555
Mt. Vernon Transfer Station	72072608	390		200		500	500		275		270		2,135
Dublin-Costen Transfer Station	72072609			100			275		170				545
Somerset County Landfill	72213001	150		100	150	200	180		225		175	200	1,380
City of Crisfield	72214301						180						180
Eastern Correctional Institution	72375801												0
SOMERSET CO TOTAL	715	0	730	475	850	0	2,130	0	1,415	0	795	350	7,460
TALBOT	6												
Dogwood Harbour	72092801			175			300			280			755
Oak Creek	72163001	75		100	225		210	200	100	310	225		1,445
Midshore Landfill	72213319	250	270	225	300	200	325	200	270	500	300	125	2,965
Bellevue	72232301	100					150		175	80			505
Trappe Landing	72395401			75		100				55			230
Neavitt	72232501				200	150	100		240	125	225		1,040
TALBOT CO TOTAL	425	270	575	725	450	360	725	400	785	1350	750	125	6,940
WASHINGTON	6												
Kaetzel Transfer Station	82030308	128	68	129	95		176		375	155	255		1,381
Dargan Transfer Station	82031701				145		310			200		245	900
Greensburg Transfer Station	82152901	165	45	175	50		320		105	270	235		1,365
Forty West Landfill (Lund)	83037023	585	326	327	96	270	1,622		1,010	1,465	640	400	6,741
Hancock Landfill	83042310				405		260			450			1,115
Town of Boonsboro	82030307		50	35			138		335	165	210		933
WASHINGTON CO TOTAL	878	489	666	791	0	668	2428	0	1825	2705	1340	645	12435

**MARYLAND ENVIRONMENTAL SERVICE
CY 2013
Used Oil Collection Report**

LOCATIONS	Jan	Feb	Mar	Apr	May	Jun	Jul	Aug	Sep	Oct	Nov	Dec	Total
WICOMICO 12													
Allen Transfer Station 72072601											200		200
Bivalve T.S. 72072602			250			250	25			200			725
Mardela T.S. 72120601	100								145				245
Wicomico Rec & Parks 72213301	400	250	275	825	300	500	830	575	625		350		4,930
Blackwater T.S. Delmar TS 72213302						250	260				200		710
Salisbury T.S. 72213304		225		200	175		185		250	150		125	1,310
New Land Park T.S. 72213305	500		875	200	250		235		760	900	925	370	5,015
Quantico T.S. 72213306			200				235			100			535
Wango T.S. 72213701	200		255	200	200		180		275	250		75	1,635
Hebron T.S. 72213702	125			200			250	275	155	160			1,165
Parsonsburg T.S. 72213703		225	200		200	250	200		470	200		150	1,895
Sharptown T.S. 72213704	100		150		220		250			250			970
WICOMICO CO TOTAL	1,425	700	2,205	1,625	1,345	1,250	2,650	850	2,680	2,210	1,675	720	19,335
WORCESTER 5													
Central Landfill, Newark 72087401		400			300				350				1,050
Snow Hill Transfer Station 72213308	125	100	100	300			200	150	250	130	100		1,455
Berlin Transfer Station 72213705	300		275	925		550	325	425	980	475	375	350	4,980
Pocomoke Public Landfill 72213706	225			100	260		350		325		100		1,360
Worcester County DPW Maintenance SID-007451		200											200
WORCHESTER CO TOTAL	650	700	375	1,325	560	550	875	575	1,905	605	575	350	9,045
STATE TOTAL	35,175	20,487	31,379	54,900	38,024	41,376	47,904	15,094	50,965	41,662	58,237	29,212	464,415
CY13 1QTR TOTAL			87,041	CY13 2QTR TOTAL		134,300	CY13 3QTR TOTAL		113,963	CY13 4QTR TOTAL		129,111	

2013 Annual Report

DETAILED USED ANTIFREEZE COLLECTION DATA



MARYLAND ENVIRONMENTAL SERVICE
CY 2013
Used Antifreeze Collection Report

LOCATIONS	Jan	Feb	Mar	Apr	May	Jun	Jul	Aug	Sep	Oct	Nov	Dec	Total
ALLEGANY													0
Mountainview Landfill 82272901	125												125
Penn Mar Recycling Building 84006201	70												70
Allegany Co. Roads 84034801													0
Frostburg State University 84035801													0
Allegany Co. Transfer Sta., Oldtown 84047017													0
Allegany Co., Flintstone Refuse Site 84047120													0
													0
													0
ALLEGANY CO TOTAL	195	0	0	0	0	0	0	0	0	0	0	0	195
ANNE ARUNDEL													0
Mears Marina 78343611											45		45
Annapolis Landing Marina 78343612											40		40
Port Annapolis 78344201													0
Casa Rio Marina 78344302										55			55
Magothy Marina 82070614													0
White Rocks Yachting Center 82152801													0
Piney Orchard WWTP 82160702													0
													0
ANNE ARUNDEL CO TOTAL	0	0	0	0	0	0	0	0	0	55	85	0	140
BALTIMORE CITY													0
Northwest Solid Waste Yard 82030319													0
Northeast Yard 82030320													0
Western Dist. Sanitation Yard 82030321													0
Quarantine Road Landfill 82030322													0
Northwest Transfer Station 82070618													0
													0
BALTIMORE CITY TOTAL	0	0	0	0	0	0	0	0	0	0	0	0	0
BALTIMORE COUNTY													0
Eastern Sanitary Landfill 82006201					160	240	220				304	360	1,284
Western Acceptance Facility 82010001			90			80	80				346		596
BA Co. Resource Recovery Facility 82030317	40		105		315	120				355		275	1,210
7th Dist. Hwy. Shed, White Hall 82030318													0
Bowleys Quarters Marina 82070605													0
6th Dist. Hwy. Shed, Freeland 82070615													0
11th District Hwy Shed 82160401												220	220
													0
BALTIMORE CO TOTAL	40	0	195	0	475	440	300	0	0	355	650	855	3,310

MARYLAND ENVIRONMENTAL SERVICE
CY 2013
Used Antifreeze Collection Report

LOCATIONS	Jan	Feb	Mar	Apr	May	Jun	Jul	Aug	Sep	Oct	Nov	Dec	Total
CALVERT													
Mt. Hope Waste Compactor Site 78066809	20						80						100
Ball Rd Waste Compactor Site 78343406	20			30	15				100		50		215
Huntingtown Compactor Site 78343613	120	80	200	110	25		100		220		150	60	1,065
Appeal Solid Waste Mgmt Fac. 78343614					25		80				110		215
Lusby Waste Compactor Site 78343701	60		30		40			45					175
Barstow Compactor Site (LF) 78344001							55				225		280
Plum Point Rd Compactor Site 78344303			30	90	10		55						185
CALVERT CO TOTAL	220	80	260	230	115	0	370	45	320	0	535	60	2235
CAROLINE													
Melville Collect Site 72087403										55			55
Preston Collect Site 72213101													0
Holly Collect Site (Ridgely) 72213320		130				250		55			250		685
Old Denton Collect Site 72213324										55			55
Denton DPW 72221001											30		30
CAROLINE CO TOTAL	0	130	0	0	0	250	0	55	0	110	280	0	825
CARROLL													
Town of Manchester 82006204	265						135						400
City of Westminster 82030310													0
Town of Sykesville 82030311				230		105							335
Town of Hampstead 82067012				275			100						375
Freedom WWTP 82070606													0
City of Taneytown 82070610													0
CARROLL CO TOTAL	265	0	0	505	0	105	235	0	0	0	0	0	1110
CECIL													
Cecil County Landfill 72072610	270				461					336			1,067
Stemmer's Run Transfer Station 72072611													0
Woodlawn Transfer Station 72118601					287								287
Town of Elkton 72213321								55		22			77
Locust Point Marina 72213322													0
CECIL CO TOTAL	270	0	0	0	748	0	0	55	0	358	0	0	1,431
CHARLES													
Town of LaPlata Maint. Shop 78343501													0
CHARLES CO TOTAL	0	0	0	0	0	0	0	0	0	0	0	0	0

MARYLAND ENVIRONMENTAL SERVICE
CY 2013
Used Antifreeze Collection Report

LOCATIONS	Jan	Feb	Mar	Apr	May	Jun	Jul	Aug	Sep	Oct	Nov	Dec	Total
DORCHESTER													
Golden Hill T.S. 72212801													0
Secretary 72213201													0
SHA, Cambridge 72213323													0
Beulah Landfill 72213501	50			55									105
Cambridge DPW 72213601		270						250					520
DORCHESTER CO TOTAL	50	270	0	55	0	0	0	250	0	0	0	0	625
FREDERICK													
Mt. Airy Maint Facility 82006206	120		115			125						180	540
Reichs Ford Landfill 82006601		185	104			240	300				249		1,078
Ingrahm Shell 82030313		55	25				110			110			300
Town of Thurmont 82030314	30		60				65				110		265
Brunswick Public Works Garage 82152501													0
Walkersville 82152701	270		125			60							455
Frederick Landfill SID-005904													0
FREDERICK CO TOTAL	420	240	429	0	0	425	475	0	0	110	359	180	2,638
GARRETT													
Weber's Solid Waste Collection Site 82152903	35												35
Rt. 135 Collection Site 82443001													0
Bumble Bee 84047015	75												75
Grantsville 84047119	50												50
Garrett Co. Landfill, Oakland 84047121	25												25
GARRETT CO TOTAL	185	0	0	0	0	0	0	0	0	0	0	0	185
HARFORD													
Town of Aberdeen, Public Works 82006207					60								60
City of Havre de Grace 82006208					240								240
Whiteford Hwy. Dist. Shop 82006214	65		135				65					62	327
Town of Bel Air 82070611	80	25	120		70		60					425	780
Scarboro Landfill 82070612	120	90	105							185		246	746
Norrisville Elem. School 82070613													0
Abingdon Hwy. Dist. Shop 82114001	75	35	105		65		90				197	116	683
Aldino Hwy. Dist. Shop, Churchville 82114003	70	80	110		50		160					121	591
Jarrettsville Highway Shop 82114004	155	105	95				220				116	124	815
Town of Aberdeen, WWTP 82152601	30									110			140
Silverman WWTP 82160801													0
Joppatowne 82114010		20	90		20		40						170
HARFORD CO TOTAL	595	355	760	0	505	0	635	0	0	295	313	1094	4,552

MARYLAND ENVIRONMENTAL SERVICE
CY 2013
Used Antifreeze Collection Report

LOCATIONS	Jan	Feb	Mar	Apr	May	Jun	Jul	Aug	Sep	Oct	Nov	Dec	Total
KENT													
Kent Co. Transfer Station, Galena 72087402											55		55
Sharptown Transfer Station 72213309							100						100
Haven Harbour Marina 72213310							100						100
Nicholson Transfer Station 72213801						150						75	225
KENT CO TOTAL	0	0	0	0	0	150	200	0	0	0	55	75	480
MONTGOMERY													
City of Takoma Park 78021902													0
City of Gaithersburg 78139301													0
MONTGOMERY CO TOTAL	0	0	0	0	0	0	0	0	0	0	0	0	0
PRINCE GEORGE'S													
Town of Cheverly 78015901													0
Town of Riverdale Park 78021903													0
Ft. Washington Marina 78343606													0
City of New Carrollton 78343607	50				55								105
City of Hyattsville 78343801								130					130
City of Greenbelt 82030309							110					100	210
City of Bowie 82070607													0
Glenn Dale Hwy. Maintenance Facility 82070608													0
City of Laurel 82152301		305					105						410
PRINCE GEORGE'S CO TOTAL	50	305	0	0	55	0	215	130	0	0	0	100	855
QUEEN ANNE'S													
Centreville Landfill 72213312			50				100			100			250
Q.A. County Public Landing 72213313													0
Church Hill Transfer Station 72213314													0
Grasonville Transfer Station 72213315		50				100	80			55			285
Millington Transfer Station 72213316					55								55
Batts Neck Transfer Station 72213317	55									55			110
Q.A. County Bay Bridge Airport 72213318													0
Piney Narrows Yacht 72307702				100		100							200
QUEEN ANNE'S CO TOTAL	55	50	50	100	55	200	180	0	0	210	0	0	900

MARYLAND ENVIRONMENTAL SERVICE
CY 2013
Used Antifreeze Collection Report

LOCATIONS	Jan	Feb	Mar	Apr	May	Jun	Jul	Aug	Sep	Oct	Nov	Dec	Total
SAINT MARY'S													
Oakville Transfer Station 78021905	30		85		50	80			50				295
St. Andrews Transfer Station 78066803	100				200	100		130	50	100			680
Charlotte Hall Transfer Station 78066804	105	75	100		110	190			100				680
Valley Lee Transfer Station 78066805					130	35							165
Ridge Transfer Station 78343403					60				110				170
Clement's Transfer Station 78344101	20		40		40				160				260
Public Works 78491901									220				220
ST MARY'S CO TOTAL	255	75	225	0	590	405	0	130	690	100	0	0	2,470
SOMERSET													
Chance Transfer Station 72072605													0
Marion-Crisfield Transfer Station 72072606				55									55
Somers Cove Marina 72072607													0
Mt. Vernon Transfer Station 72072608													0
Dublin-Costen Transfer Station 72072609													0
Somerset County Landfill 72213001													0
City of Crisfield 72214301													0
SOMERSET CO TOTAL	0	0	0	55	0	0	0	0	0	0	0	0	55
TALBOT													
Dogwood Harbour 72092801													0
Midshore Landfill 72213319	300				160						150		610
TALBOT CO TOTAL	300	0	0	0	160	0	0	0	0	0	150	0	610
WASHINGTON (6)													
Kaetzel Transfer Station 82030308							70						70
Dargan Transfer Station 82031701							40						40
Greensburg Transfer Station 82152901	60						80				55		195
Forty West Landfill (Lund) 83037023		120	75		80		90						365
Hancock Landfill 83042310													0
Town of Boonsboro 82030307							30						30
WASHINGTON CO TOTAL	60	120	75	0	80	0	310	0	0	0	55	0	700

MARYLAND ENVIRONMENTAL SERVICE
CY 2013
Used Antifreeze Collection Report

LOCATIONS	Jan	Feb	Mar	Apr	May	Jun	Jul	Aug	Sep	Oct	Nov	Dec	Total
WICOMICO													
Allen Transfer Station 72072601													0
Bivalve T.S. 72072602							30						30
Mardela T.S. 72120601													0
Wicomico Rec & Parks 72213301	50	100	200	375			275	225			250		1,475
Blackwater T.S. Delmar TS 72213302													0
Salisbury T.S. 72213304		50								100			150
New Land Park T.S. 72213305							200			225		375	800
Quantico T.S. 72213306													0
Wango T.S. 72213701			55	55			100			55			265
Hebron T.S. 72213702				55									55
Parsonsburg T.S. 72213703		50								55			105
Sharptown T.S. 72213704			45										45
WICOMICO CO TOTAL	50	200	300	485	0	0	605	225	0	435	250	375	2,925
WORCESTER													
Central Landfill, Newark 72087401													0
Snow Hill Transfer Station 72213308													0
Berlin Transfer Station 72213705				132		55		55		100			342
Pocomoke Public Landfill 72213706				50			50						100
WORCHESTER CO TOTAL	0	0	0	182	0	55	50	55	0	100	0	0	442
STATE TOTAL	3,010	1,825	2,294	1,612	2,783	2,030	3,575	945	1,010	2,128	2,732	2,739	26,683
CY13 1QTR TOTAL 7,129 CY13 2QTR TOTAL 6,425 CY13 3QTR TOTAL 5,530 CY13 4QTR TOTAL 7,599													