



MARYLAND DEPARTMENT OF THE ENVIRONMENT

1800 Washington Boulevard • Baltimore MD 21230

410-537-3000 • 1-800-633-6101

Martin O'Malley
Governor

Robert M. Summers, Ph.D.
Secretary

Anthony G. Brown
Lieutenant Governor

March 25, 2013

The Honorable Mike V. Miller, Jr., President
Senate of Maryland
State House, H-107
Annapolis MD 21401-1991

The Honorable Michael E. Busch, Speaker
House of Delegates
State House, H-101
Annapolis MD 21401-1991

The Honorable Joan Carter Conway, Chair
Senate Education, Health and
Environmental Affairs Committee
Miller Senate Office Building
2 West Wing
11 Bladen Street
Annapolis MD 21401-1991

The Honorable Maggie McIntosh, Chair
Environmental Matters Committee
House of Delegates
House Office Building, Room 251
6 Bladen Street
Annapolis, MD 21401-1991

Dear President Miller, Speaker Busch, Chairwomen Conway and McIntosh:

As required in Section 5-1001(g) of the Environment Article, Annotated Code of Maryland, I am enclosing copies of the 2012 status report on the Maryland Used Motor Oil Recycling Program.

If we can provide you with any additional information, please contact me at 410-537-3084 or Horacio Tablada, Director of the Land Management Administration, at 410-537-3304 or via email at htablada@mde.state.md.us.

Sincerely,

Robert M. Summers, Ph.D.
Secretary

Enclosure

cc: Horacio Tablada, Director, Land Management Administration
Heather Barthel, Director, Legislative and Intergovernmental Affairs



Department of the Environment

MARYLAND USED MOTOR OIL RECYCLING PROGRAM

(Calendar Year 2012 Data)

Prepared by:

Oil Control Program
Land Management Administration

Prepared for:

Senate Education, Health, and Environmental Affairs Committee

House Environmental Matters Committee

Martin O'Malley, Governor
State of Maryland

Anthony G. Brown, Lt. Governor
State of Maryland

Thomas V. Mike Miller, Jr., Senate President
Maryland General Assembly

Michael E. Busch, House Speaker
Maryland General Assembly

JANUARY 2013



MARYLAND DEPARTMENT OF THE ENVIRONMENT
1800 Washington Boulevard | Baltimore, MD 21230 | www.mde.state.md.us/recycling
410-537-3314 | 800-633-6101 x3314 | TTY Users: 800-735-2258
Martin O'Malley, Governor | Anthony G. Brown, Lt. Governor | Robert Summers, Ph.D., Secretary



2012 Annual Report

EXECUTIVE SUMMARY

The Maryland Environmental Service (MES) administers the Maryland Used Oil Recycling Act through an Intergovernmental Agency Agreement (IGA) with the Maryland Department of the Environment (MDE). The Used Oil Recycling Act is found in Maryland Environment Article 5-1001. MES is responsible for implementing a statewide program for the construction, operation, and the routine maintenance of used oil collection facilities; providing public education and outreach programs related to the disposal of used motor oil; and maintaining an information center to educate citizens regarding the proper disposal of used motor oil. Additionally, MES utilizes these used motor oil collection sites for the collection of related recyclables including used antifreeze and used oil filters.

MES also administers funding from the MDE for the purpose of implementing supplemental environmental projects. Specifically, this grant funding is used to assist in the construction of “rain shelters” to minimize storm water contact with the used motor oil collection tanks and used to fund the purchase of new, upgraded above-ground storage tanks for new sites, as well as replacements for older sites.

Since 1988, the MES and MDE partnership has resulted in the collection and recycling of over 15,400,000 gallons of used motor oil in the State of Maryland. Similarly, the program has accomplished the collection and recycling of almost 807,000 gallons of used antifreeze from Maryland Do-It-Yourself automobile enthusiasts. The antifreeze is currently collected and shipped to a recycling facility where it is filtered, distilled, and reformulated into automotive antifreeze and industrial ethylene glycol.

During the current calendar year, MES collected 566,375 gallons of used motor oil and 29,811 gallons of used antifreeze from program-sponsored locations. Additionally, during this period, MES added used oil filter collection service at select program-sponsored locations, resulting in the collection and recycling of 176 drums of used oil filters.



2012 Annual Report

MARYLAND USED OIL RECYCLING PROGRAM

2012 ANNUAL REPORT

INTRODUCTION

The 2012 Used Oil Recycling Program Annual Report is provided to the Maryland General Assembly as a requirement of Section 5-1001(g) of the Environment Article.

The Maryland Environmental Service (MES), an independent agency of the State of Maryland, is responsible for the administration and implementation of the Maryland Used Oil Recycling Program through an Intergovernmental Agency Agreement (IGA) with the Maryland Department of the Environment (MDE). Program management includes the designation of used oil collection facilities, technical and financial assistance to establish collection facilities, routine inspection and cleaning of program-sponsored facilities, public education, operation of an information center, and implementation of other non-regulatory provisions of the Maryland Used Oil Recycling Act. MES is pleased to provide the following report detailing the accomplishments, initiatives and progress of the Program during the past year as well as proposed plans for calendar years 2013 - 2014.

BACKGROUND

The Maryland Used Oil Recycling Law was enacted in July 1978. Initial program start-up funding was allocated from energy funds. This funding enabled the Service to create a program to assist the home mechanic or Do-It-Yourselfer, with proper used motor oil disposal. MES purchased oil collection tanks, collection boxes, hardware and signs. County and local governments were solicited to assist in establishing convenient and accessible used oil collection sites for citizens. A variety of collection sites were established. Most are located at government owned solid waste, public works and road maintenance facilities.



The Program has been successful at recruiting and maintaining donor locations for several reasons: 1) free collection service of used motor oil; 2) Program-provided financial assistance for tanks and shelters; and 3) the Program assumes the responsibility for disposing of any contaminated used oil.

The Used Oil Recycling Program was established primarily to respond to market forces that changed the economic dynamics of automobile service stations. In the past, service stations took used motor oil from individuals that changed the oil in their own cars and trucks. Now, many of the local service stations sell milk and bread – not automobile related maintenance or repair services.

Maryland's Do-It-Yourself automobile mechanics and enthusiasts needed a reliable and responsible alternative to recycle used motor oil.

2012 Annual Report

USED MOTOR OIL COLLECTION PROGRAM

Collection of used motor oil from all statewide, program-participating locations yielded 566,375 gallons of used motor oil in calendar year 2012. Since its inception in 1988, the program has expanded from 44 collection sites to the current 142 operational sites and has recovered more than 15.4 million gallons of used motor oil. Used motor oil and antifreeze collection results are summarized at the end of the report. Copies of the detailed used motor oil and antifreeze collection records for the participating program sites are attached as well.

Key calendar year 2012 program accomplishments include the following:

- ☑ Collection of 566,375 gallons of used motor oil from program-sponsored locations;
- ☑ Collection of 29,811 gallons of used antifreeze from program-sponsored locations;
- ☑ Added used oil filter collection service to a number of program-sponsored locations
 - Collected and recycled 176 drums of used oil filters
 - Working to expand program State-wide
- ☑ Continued participation of 142 program-sponsored collection locations throughout the State;
- ☑ Added 2 new collection sites to the program;
 - Added new site in Garrett County
 - Added new site in Worcester County
- ☑ Repaired / upgraded rain shelters at 2 sites;
 - Constructed new rain shelters at two existing sites in Somerset County
 - Repair / upgrade of rain shelter in The City of Baltimore currently pending
 - Repair / upgrade of rain shelter in Dorchester County currently pending
 - Repair / upgrade of rain shelter in Garrett County currently pending



2012 Annual Report

- ☑ Upgraded and replaced older above-ground storage tanks at 6 sites;



- Replaced two older 275 gallon single-wall tanks with a new 480 gallon double-wall tank at 1 site in Frederick County
 - Replaced two older solidified 275 gallon single-wall tanks with new 275 gallon single-wall tanks at 1 site in St. Mary's County
 - Replaced 1 older 275 gallon single-wall tank with a new 280 gallon double-wall tank at 1 site in Harford County
 - Replaced 4 older 275 gallon single-wall tanks with new 385 gallon double-wall polyethylene tanks at 2 site in Caroline County
 - Replaced 1 older 275 gallon single-wall tank with a new 280 gallon double-wall tank at 1 site in Worcester County
- ☑ Working to expand used motor oil collection program within State;
 - ☑ Designed and printed public outreach pamphlets regarding used oil disposal and recycling;
 - ☑ Designed and printed new stickers, labels, and signs for program-sponsored locations;
 - ☑ Program specific tangible promotional items were handed out at local public outreach events to encourage additional used oil recycling;
 - ☑ Maintained and updated used motor oil and antifreeze website that provides information regarding all program-sponsored locations;
 - ☑ Continued to maintain and answer the Public Information Number 800-4RECYCLE (800-473-2935) in response to citizen inquiries concerning proper used motor oil and antifreeze disposal and the nearest collection site;
 - ☑ Performed annual inspections at all program-sponsored locations during the year;
 - ☑ Performed supplementary cleaning and maintenance at 86 program-sponsored locations during the year

2012 Annual Report

With the Chesapeake Bay, Maryland boasts a large boating community. To serve the needs of Maryland's boating community, MES continues to provide collection sites at designated State-operated marinas. Additionally, several private marinas throughout the State also participate in the program.

Good housekeeping practices are important aspects of spill control and contamination prevention. As part of the administration of the program, MES has conducted on-site audits of all program-sponsored collection facilities to assure that sponsors, recycling coordinators, site supervisors, and site operational staff are aware of their pollution prevention responsibilities. Additionally, MES staff conducted routine cleaning and maintenance, as necessary, to assist the site hosts in maintaining environmental compliance. During the 2012 calendar year, MES performed supplementary cleaning and maintenance at 86 program-sponsored locations.

Although there was no noted incident of non-compliance with the sites over the last year, during an on-site audit at one of the host sites, MES discovered poor housekeeping practices and a potential release of oil to the environment. With assistance from MES, the host site reported the incident to MDE, and has completed all necessary remediation work associated with the incident. The Program continually reminds all site hosts that they are responsible for providing day-to-day monitoring and housekeeping of their tanks. MES staff provides assistance with housekeeping and compliance, as needed, based on the results of the routine site inspections. MES maintains a full-time staff to conduct routine site audits and assist with site maintenance and cleaning. Sites are upgraded, as needed, to increase compliance and minimize the potential for impacts to the environment.

Currently, there are a total of 142 participating program collection sites. There has been a decrease in the amounts collected over the past several years, which can primarily be attributed to local governments withdrawing from the program for prospects of financial gain. Other factors may be the increase in use of longer lasting synthetic oils and commercial establishments offering recycling services. Given the constant concern over contaminated oil and public's abuse of the sites, including unauthorized dumping of trash and hazardous materials; MES continues to urge site hosts to remain in the Program. Due to the fact that the used oil can be easily contaminated with PCBs, brake cleaning fluids, and other readily accessible chemicals, MES and MDE feel that citizens are better served by local governments staying within the established program.



PUBLIC OUTREACH

MES continues to maintain the Public Information Number **800-4RECYCLE** (800-473-2935) in response to citizen inquiries concerning proper disposal of used oil and anti-freeze and the location of the nearest collection site, as part of our Recycling Information Center. The program received over 779 calls in 2012 with the majority of callers requesting information on used oil collection locations. This resource provides the public information regarding the recycling of various household wastes.

2012 Annual Report

MES monitors NORA, formerly the National Oil Recyclers Association, now known as the Association of Responsible Recyclers (<http://www.noranews.org/>), a trade group representing over 200 companies in the liquid recycling industry. Managers at the MES review new technologies, issues, and trends within the industry, which allows MES to provide current information to used oil program participants and the general public as necessary.

Collection reports, a current list of participating collection sites, newsletter publications, and supporting documentation are posted and maintained on the MES web site – www.menv.com. During the 2012 calendar year, MES design and printed new stickers and signs for the collection sites. Additionally, MES designed and printed brochures providing information to the public about the importance of proper handling, disposal, and recycling of used motor oil and antifreeze. These brochures are given to County and local recycling coordinators for distribution and are circulated at local recycling trade shows and conferences. Additionally, this information is available on the MES web pages dedicated to used motor oil and antifreeze recycling.

PLANNED ACTIVITIES FOR 2013 AND 2014

Planned activities for calendar years 2013 and 2014 include, but are not limited to the following:

Public Outreach

- Continue updating and linking the used motor oil recycling pages on the MES web site – www.menv.com
- Continue the MES membership in NORA while updating program participants and citizens with current information, issues, and trends within the industry
- Present program updates to statewide solid waste managers and recycling coordinators
- Continue public outreach and education at local county events



Operation and Maintenance

- Continue the annual auditing and inspection of all program-participating sites in order to ensure continued protection of the environment (copies of all audits are maintained at the MES headquarters)
- Continue the routine maintenance and cleaning program to ensure the continued safe operation of the program-participating sites
- Continue the tank upgrade program by replacing single-wall 275 gallon tanks with newer, more environmentally sound double-wall tanks
- Explore adding additional used oil DIY locations in highly populated counties

2012 Annual Report

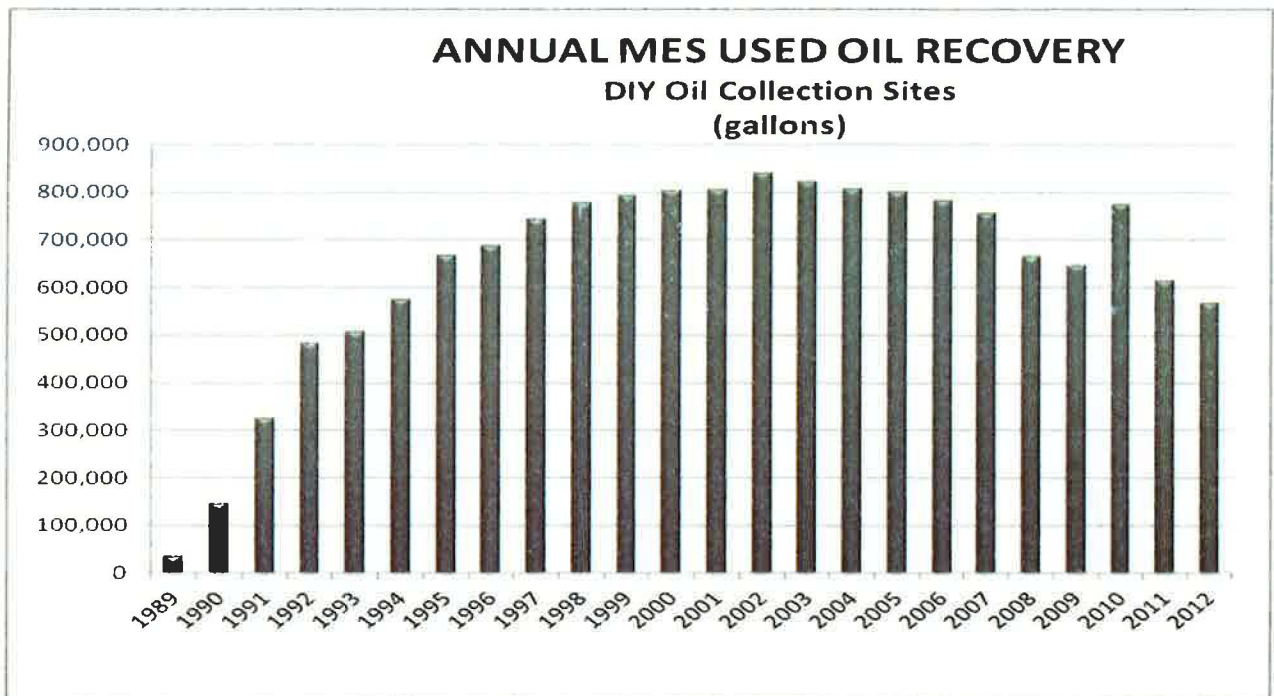
Administration

- Continue the grant program to assist in funding the construction of new sites and the upgrading of existing sites
- Continue to expand the used oil filter collection program to other sites throughout the State to address this associated waste stream



2012 Annual Report

USED MOTOR OIL COLLECTION SUMMARY

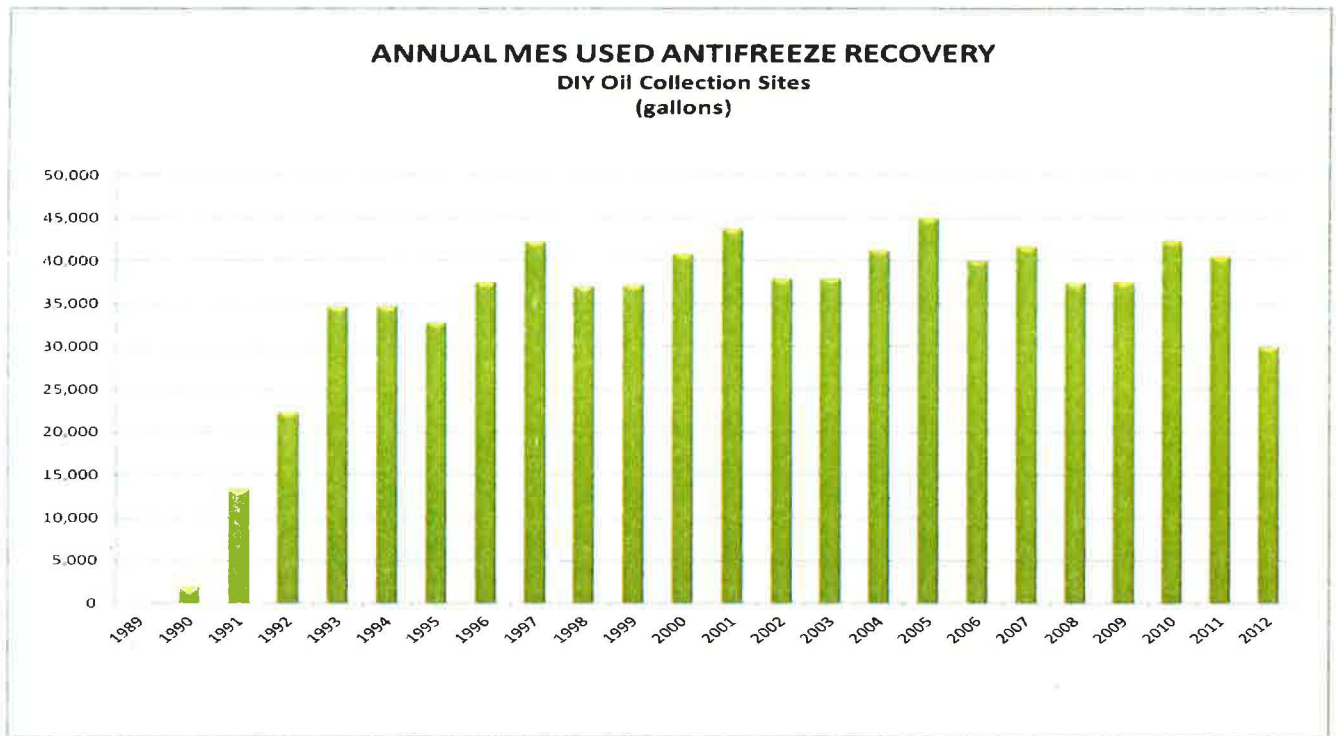


<u>Calendar Year</u>	<u>Used Oil (Gallons)</u>
1989	34,426
1990	145,153
1991	323,408
1992	482,019
1993	507,777
1994	575,391
1995	666,869
1996	687,095
1997	742,313
1998	776,806
1999	792,776
2000	801,297
2001	804,825
2002	838,805
2003	819,878
2004	807,175
2005	800,081
2006	781,869
2007	754,113
2008	664,889
2009	647,150
2010	772,780
2011	613,230
2012	566,375
Total:	15,406,500



2012 Annual Report

USED ANTIFREEZE COLLECTION SUMMARY



Calendar Antifreeze

<u>Year</u>	<u>(Gallons)</u>
1989	0
1990	1,800
1991	13,275
1992	22,239
1993	34,553
1994	34,635
1995	32,745
1996	37,414
1997	42,155
1998	36,915
1999	37,126
2000	40,675
2001	43,585
2002	37,850
2003	37,806
2004	41,166
2005	44,956
2006	39,930
2007	41,555
2008	37,353
2009	37,506
2010	42,322
2011	40,414
2012	29,811
Total:	807,786

2012 Annual Report

DETAILED USED MOTOR OIL COLLECTION DATA

MARYLAND ENVIRONMENTAL SERVICE

CY 2012

Used Oil Collection Report

LOCATIONS	Jan	Feb	Mar	Apr	May	Jun	Jul	Aug	Sep	Oct	Nov	Dec	Total
ALLEGANY 6													0
Mountainview Landfill 82272901		242	308	386	212		618	256		386	308		2,716
Penn Mar Recycling Building 84006201		319	598	320						509			1,746
Allegany Co. Roads (office complex) 84034801			170		382		858	609			494		2,513
Frostburg State University 84035801			554								255		809
Allegany Co. Transfer Sta., Oldtown 84047017					256		596	159					1,011
Allegany Co., Flintstone Refuse Site 84047120													0
ALLEGANY CO TOTAL	0	561	1,630	706	850	0	2,072	1,024	0	895	1,057	0	8,795
ANNE ARUNDEL 8													
Mears Marina 78343611					120						95		215
Annapolis Landing Marina 78343612							35	35			200		533
Port Annapolis Marina 78344201			125			250		190			200		765
Casa Rio Marina 78344302	180	270		100		150		220		135		245	1,300
Magothy Marina 82070614													0
White Rocks Yachting Center 82152801	130								268				398
Piney Orchard WWTP 82160702													0
MES-Crownsville Hospital 82160501						212							212
ANNE ARUNDEL CO TOTAL	310	458	0	100	120	812	35	445	268	135	495	245	3,423
BALTIMORE CITY 6													
Northwest Solid Waste Yard 82030319	255		265	50	120	675	335	115	355				2,170
Northeast Yard 82030320			495	125		340	250		295				1,505
Western Dist. Sanitation Yard 82030321							65						65
Quarantine Road Landfill 82030322							800						800
Northwest Transfer Station 82070618	310							155					465
City of Baltimore 5th Floor 82483001				920									920
BALTIMORE CITY TOTAL	565	0	760	1,095	120	1,015	1,450	270	650	0	0	0	5,925
BALTIMORE COUNTY 7													
Eastern Sanitary Landfill 82006201	2,139	4,037	5,923	5,604	2677	5,934							26,314
Western Acceptance Facility 82010001	565	875	835	1,455	1333	600	1,105	1,102	648	946	1,107	739	11,310
BA Co. Resource Recovery Facility 82030317	2,301	2,957	3,855	5,378	3438	1,941	2,936	5,699	2,090	1,620	2,205	1,116	35,536
7th Dist. Hwy. Shed, White Hall 82030318	390	403	793	630		545			731		448	175	4,115
Bowleys Quarters Marina 82070605			246			268							514
6th Dist. Hwy. Shed, Freeland 82070615	1,709	800	1,995	804	967	939							7,214
11th District Hwy Shed 82160401													0
BALTIMORE CO TOTAL	7,104	9,072	13,647	13,871	8415	10,227	4,041	6,801	3,469	2,566	3,760	2,030	85,003

MARYLAND ENVIRONMENTAL SERVICE
CY 2012
Used Oil Collection Report

LOCATIONS		Jan	Feb	Mar	Apr	May	Jun	Jul	Aug	Sep	Oct	Nov	Dec	Total
CALVERT	7													
Mt. Hope Waste Compactor Site	78066809	1,040	1,135	1,400	1,150	1125	1,080	1,280	1,085	790	1,375	460	1,275	13,195
Ball Rd Waste Compactor Site	78343406	1,110	500	610	1,100	600	700	635	720	560	475	515	825	8,350
Huntingtown Compactor Site	78343613	1,000	200	390	660	320	385	400	900	400	610	590	130	5,985
Appeal Solid Waste Mgmt Facility	78343614	755	810	430	810	360	480	450	705	340	470	610	420	6,640
Lusby Waste Compactor Site	78343701	1,000	240	450	470	485	470	360	480	280	1,040	260		5,535
Barstow Compactor Site (LF)	78344001	405	240	340	710	1000	330	460	350	690	460	240	150	5,375
Plum Point Rd Compactor Site	78344303	925	450	440	720	445	420	525	565	350	2,230	390	460	7,920
CALVERT CO TOTAL		6,235	3,575	4,060	5,620	4335	3,865	4,110	4,805	3,410	6,660	3,065	3,260	53,000
CAROLINE	6													
Melville Collection Site	72087403			175			350						314	839
Preston Collection Site	72213101				250			275					275	800
Holly Collection Site (Ridgely)	72213320	440	275	475	1,020	850	450	740	500	393	367		583	6,093
Old Denton Collection Site	72213324			175		125					526			826
Denton DPW	72221001		600			325			350					1,275
Midshore II Landfill	SID-010670												532	532
CAROLINE CO TOTAL		440	875	825	1,270	1300	800	1,015	850	393	893	0	1,704	10,365
CARROLL	6													
Town of Manchester	82006204	330	125	561	342	297	698	62	420	264	189	554	184	4,026
City of Westminster	82030310	655	372	1,274	805	1054	906	1,013	628	704	235	807	253	8,706
Town of Sykesville	82030311	634												634
Town of Hampstead	82067012	396	125	341	322	284	343	253	517	150	351	293	210	3,585
Freedom WWTP	82070606													0
City of Taneytown	82070610		192	212	255	230		116	624	128	213	215	159	2,344
CARROLL CO TOTAL		2,015	814	2,388	1,724	1865	1,947	1,444	2,189	1,246	988	1,869	806	19,295
CECIL	5													
Cecil County Landfill	72072610	1,263	500	1,217	1,014	1264	1,124	1,183	871	782	1,674	558	290	11,740
Stemmer's Run Transfer Station	72072611		450		450			420		422		440		2,182
Woodlawn Transfer Station	72118601	474	450	810	480	605	656	330	637	474	318	815	152	6,201
Town of Elkton	72213321	400	175		403	453	391	435	275	515	275	453	550	4,325
Locust Point Marina	72213322													0
CECIL CO TOTAL		2,137	1,575	2,027	2,347	2322	2,171	2,368	1,783	2,193	2,267	2,266	992	24,448
CHARLES	0													
CHARLES CO TOTAL		0	0	0	0	0	0	0	0	0	0	0	0	0

MARYLAND ENVIRONMENTAL SERVICE
CY 2012
Used Oil Collection Report

LOCATIONS		Jan	Feb	Mar	Apr	May	Jun	Jul	Aug	Sep	Oct	Nov	Dec	Total
DORCHESTER	5													
Golden Hill T.S.	72212801	180				200						321		701
Secretary	72213201		350		270		275		175	315		275		1,660
SHA, Cambridge	72213323													0
Beulah Landfill	72213501				600	175		400			788			1,963
Cambridge DPW	72213601	200	125	275	410	475	275	475	275	302	275		458	3,545
DORCHESTER CO TOTAL		380	475	275	1,280	850	550	875	450	617	1,063	596	458	7,869
FREDERICK	7													
Mt. Airy Maint Facility	82006206	902	1,063	1,208	1,760	1118	1,183	1,745	1,507	1,130	933	1,447	651	14,647
Reichs Ford Landfill	82006601	2,118	632	2,255	870	1028	1,698	435	376	554	805	431	647	11,849
Ingrahm Shell	82030313	422	277	626	490	615	190	322	557	193	449	189	324	4,654
Town of Thurmont	82030314	314	299	385	321	379		450	640	139	181	373		3,481
Brunswick Public Works Garage	82152501	322	308	129	381	376	301	385	183	64	257		275	2,981
Walkersville	82152701	298	212		512	553	527	514	385	553	316	318	192	4,380
Frederick Landfill	SID-005904				1,267	956	641	2,739	1,491	1,089	780	1,153	195	10,311
FREDERICK CO TOTAL		4,376	2,791	4,603	5,601	5025	4,540	6,590	5,139	3,722	3,721	3,911	2,284	52,303
GARRETT	6													
Weber's Solid Waste Collection Site	82152903		537		191	174		313			193			1,408
Rt. 135 Collection Site	82443001		265		256	108		64				129		822
Bumble Bee	84047015				304	62		253			193			812
Grantsville	84047119		189		434			384			447			1,454
Garrett Co. Landfill, Oakland	84047121		383		127	183		124		62				879
Kings Run														0
GARRETT CO TOTAL		0	1,374	0	1,312	527	0	1,138	0	62	833	129	0	5,375
HARFORD	12													
Town of Aberdeen, Public Works	82006207	878												878
City of Havre de Grace	82006208	196		237		309		320	256	150				1,468
Whiteford Hwy. Dist. Shop	82006214	1,905	1,956	1,195	583	1079	783	333	575	345	526	455	497	10,232
Town of Bel Air	82070611	3,963	3,322	1,971	1,168	1954	1,954	2,278	1,385	745	870	612	384	20,606
Scarboro Landfill	82070612	6,987	2,321	2,390	2,058	2221	2,063	3,434	1,848	1,055	1,303	882	914	27,476
Norrisville Elem. School	82070613	748	399	597	567	362	613	348		275	299	523	199	4,930
Abingdon Hwy. Dist. Shop	82114001	1,071	1,022	2,014	1,165	1100	1,283	1,178	1,167	530	796	320	340	11,986
Aldino Hwy. Dist. Shop, Churchville	82114003	1,562	1,658	1,616	735	898	1,030	1,256	1,252		540	660	75	11,282
Jarrettsville Highway Shop	82114004	4,167	1,920	3,996	1,900	2573	2,409	2,207	1,789	1,820	1,109	1,625	731	26,246
Town of Aberdeen, WWTP	82152601		390	600	1000	947	378	658	260	285	355	124	95	5,092
Silverman WWTP	82160801					342								342
Joppatowne	82114010		62		211	303		196			60		330	1,162
HARFORD CO TOTAL		21,477	13,050	14,827	9,479	11785	10,513	12,208	8,532	5,205	5,858	5,201	3,565	121,700

MARYLAND ENVIRONMENTAL SERVICE
CY 2012
Used Oil Collection Report

LOCATIONS	Jan	Feb	Mar	Apr	May	Jun	Jul	Aug	Sep	Oct	Nov	Dec	Total
KENT 4													
Kent Co. Transfer Station, Galena 72087402		100			200			300		101		200	901
Sharptown Transfer Station 72213309		150			250					507		354	1,261
Haven Harbour Marina 72213310								250					250
Nicholson Transfer Station 72213801		475	300		350	300				100		623	2,148
KENT CO TOTAL	0	725	300	0	800	300	0	550	0	708	0	1,177	4,560
MONTGOMERY 0													
													0
													0
MONTGOMERY CO TOTAL	0	0	0	0	0	0	0	0	0	0	0	0	0
PRINCE GEORGE'S 7													
Town of Cheverly 78015901	200	50		260		120		190			200		1,020
Town of Riverdale Park 78021903	180		210	150	230	160		240		180	150		1,500
Ft. Washington Marina 78343606					450								450
City of New Carrollton 78343607	600	220		820	450	700		590		490	415	70	4,355
City of Hyattsville 78343801				150				130			400		680
City of Greenbelt 82030309		886	334	719	535	661	353	218	899	312	540	167	5,624
City of Laurel 82152301	911	737	411	659	316	892	416	664	288	529	671	187	6,681
Brandywine Hwy. Maintenance Facility 78343402											30		30
PRINCE GEORGE'S CO TOTAL	1,891	1,893	955	2,758	1,981	2,533	769	2,032	1,187	1,511	2,406	424	20,340
QUEEN ANNE'S 8													
Centreville Landfill 72213312	250	425	370	380	275	525	225	1,000		500		500	4,450
Q.A. County Public Landing 72213313	150		250	300	300	875	400	100				1126	3,501
Church Hill Transfer Station 72213314	225		225	300		300	150		100	132			1,432
Grasonville Transfer Station 72213315	175	150	250	200	450	300	200		268			748	2,741
Millington Transfer Station 72213316		380		220		400		450					1,450
Batts Neck Transfer Station 72213317	225	500	200	550	900	400		900		497			4,172
Q.A. County Bay Bridge Airport 72213318													0
Piney Narrows Yacht 72307702	250					250		200	570	271		80	1,621
QUEEN ANNE'S CO TOTAL	1,275	1,455	1,295	1,950	1,925	3,050	975	2,650	938	1,400	0	2,454	19,367

MARYLAND ENVIRONMENTAL SERVICE
CY 2012
Used Oil Collection Report

LOCATIONS		Jan	Feb	Mar	Apr	May	Jun	Jul	Aug	Sep	Oct	Nov	Dec	Total
SAINT MARY'S	7													
Oakville Transfer Station	78021905	950	200	660	1,065	550	640	475	730	645	550	540	540	7,545
St. Andrews Transfer Station	78066803	1,790	1,040	1,095	1,435	1340	1,580	1,155	1,740	1,195	1,235	1,495	1,260	16,360
Charlotte Hall Transfer Station	78066804	1,190	855	1,120	1,765	1570	1,095	1,515	1,180	1,075	2,185	720	930	15,200
Valley Lee Transfer Station	78066805	860	200	500	550	650	600	475	695	520	565	480	620	6,715
Ridge Transfer Station	78343403	860		350	600	460	500	360	300	460		285	350	4,525
Clement's Transfer Station	78344101	1,255	720	825	1,160	650	660	720	1,375	985	710	625	675	10,360
Public Works	78491901	400		500			370	820		215	300	300	700	3,605
ST MARY'S CO TOTAL		7,305	3,015	5,050	6,575	5220	5,445	5,520	6,020	5,095	5,545	4,445	5,075	64,310
SOMERSET	7													
Chance Transfer Station	72072605	150			250			225			275		195	1,095
Marion-Crisfield Transfer Station	72072606	300	225		300	325		200		480		550		2,380
Somers Cove Marina	72072607			350				375				675		1,400
Mt. Vernon Transfer Station	72072608	650		175	225	340		300	400		494			2,584
Dublin-Costen Transfer Station	72072609				175			150					188	513
Somerset County Landfill	72213001	240	200		200	200		150		254			240	1,484
City of Crisfield	72214301													0
Eastern Correctional Institution	72375801									146				146
SOMERSET CO TOTAL		1,340	425	525	1,150	865	0	1,400	400	880	769	1,225	623	9,602
TALBOT	6													
Dogwood Harbour	72092801			275			175	150						600
Oak Creek	72163001	225		135		275	200	200			275		256	1,566
Midshore Landfill	72213319	275	225		675	250	260	290	200	450		400	136	3,161
Bellevue	72232301			160				200			275			635
Trappe Landing	72395401		270			250		100						620
Neavitt	72232501			250		150			200					600
TALBOT CO TOTAL		500	495	820	675	925	635	940	400	450	550	400	392	7,182
WASHINGTON	6													
Kaetzell Transfer Station	82030308	215	226	473	207	187	61	316	256	128	193	128	231	2,621
Dargan Transfer Station	82031701	215		127		191			256			190	30	1,009
Greensburg Transfer Station	82152901	376	149	191	320	256	320	319	257	125	187	63	151	2,714
Forty West Landfill (Lund)	83037023	433	733	989	1,093	624	698	1,325	512	176	670	730	282	8,265
Hancock Landfill	83042310		116	161	125	41			320					763
Town of Boonsboro	82030307				363	159	55	64	128				99	868
WASHINGTON CO TOTAL		1,239	1,224	1,941	2,108	1458	1134	2024	1729	429	1050	1111	793	16240

**MARYLAND ENVIRONMENTAL SERVICE
CY 2012
Used Oil Collection Report**

LOCATIONS	Jan	Feb	Mar	Apr	May	Jun	Jul	Aug	Sep	Oct	Nov	Dec	Total
WICOMICO 12													
Allen Transfer Station 72072601		200	175			150	100			275			900
Bivalve T.S. 72072602		225		150						217			592
Mardela T.S. 72120601		200		150		275						275	900
Wicomico Rec & Parks 72213301				250					823	307	100	300	1,780
Blackwater T.S. Delmar TS 72213302		100	100				250				195		645
Salisbury T.S. 72213304		125		200	200	175					163		863
New Land Park T.S. 72213305	570	275	650	775	650	875	500	700		527	346		5,868
Quantico T.S. 72213306		200		55		200				200	115		770
Wango T.S. 72213701	200		225	150	275	100							950
Hebron T.S. 72213702		100		200		180	100		187				767
Parsonsborg T.S. 72213703		200	405	260	200	175	200	150	283		200	225	2,298
Sharptown T.S. 72213704		125		275					285			200	885
WICOMICO CO TOTAL	770	1,750	1,555	2,465	1,325	2,130	1,150	850	1,578	1,526	1,119	1,000	17,218
WORCHESTER 5													
Central Landfill, Newark 72087401	300								181			475	956
Snow Hill Transfer Station 72213308	350		350	200	200	200	100			275		225	1,900
Berlin Transfer Station 72213705	200		580	425	850	950	200		800	377		600	4,982
Pocomoke Public Landfill 72213706	670		200	175			250		725			197	2,217
Worcester County DPW Maintenance SID-007451													0
WORCHESTER CO TOTAL	1,520	0	1,130	800	1,050	1,150	550	0	1,706	652	0	1,497	10,055
STATE TOTAL	60,879	45,602	58,613	62,886	53,063	52,817	50,674	46,919	33,498	39,590	33,055	28,779	566,375
CY12 1QTR TOTAL	165,094		CY12 2QTR TOTAL		168,766		CY12 3QTR TOTAL		131,091		CY12 4QTR TOTAL		101,424

2012 Annual Report

DETAILED USED ANTIFREEZE COLLECTION DATA

MARYLAND ENVIRONMENTAL SERVICE
CY 2012
Used Antifreeze Collection Report

LOCATIONS	Jan	Feb	Mar	Apr	May	Jun	Jul	Aug	Sep	Oct	Nov	Dec	Total
ALLEGANY													0
Mountainview Landfill 82272901			30		25								55
Penn Mar Recycling Building 84006201			100										100
Allegany Co. Roads 84034801										200	85		285
Frostburg State University 84035801			55										55
Allegany Co. Transfer Sta., Oldtown 84047017													0
Allegany Co., Flintstone Refuse Site 84047120													0
													0
													0
ALLEGANY CO TOTAL	0	0	185	0	25	0	0	0	0	200	85	0	495
ANNE ARUNDEL													
Mears Marina 78343611					40								40
Annapolis Landing Marina 78343612													0
Port Annapolis 78344201							50						50
Casa Rio Marina 78344302									70				70
Magothy Marina 82070614													0
White Rocks Yachting Center 82152801													0
Piney Orchard WWTP 82160702													0
ANNE ARUNDEL CO TOTAL	0	0	0	0	40	0	50	0	70	0	0	0	160
BALTIMORE CITY													
Northwest Solid Waste Yard 82030319													0
Northeast Yard 82030320													0
Western Dist. Sanitation Yard 82030321													0
Quarantine Road Landfill 82030322						65							65
Northwest Transfer Station 82070618													0
BALTIMORE CITY TOTAL	0	0	0	0	0	65	0	0	0	0	0	0	65
BALTIMORE COUNTY													
Eastern Sanitary Landfill 82006201	300	242	140	375		225							1,282
Western Acceptance Facility 82010001	495	30		180					225			240	1,170
BA Co. Resource Recovery Facility 82030317	240		160	20	195		210	180	120			325	1,450
7th Dist. Hwy. Shed, White Hall 82030318													0
Bowleys Quarters Marina 82070605													0
6th Dist. Hwy. Shed, Freeland 82070615													0
11th District Hwy Shed 82160401													0
BALTIMORE CO TOTAL	1,035	272	300	575	195	225	210	180	345	0	0	565	3,902

MARYLAND ENVIRONMENTAL SERVICE
CY 2012
Used Antifreeze Collection Report

LOCATIONS	Jan	Feb	Mar	Apr	May	Jun	Jul	Aug	Sep	Oct	Nov	Dec	Total
CALVERT													
Mt. Hope Waste Compactor Site 78066809			220	15	10	30	30				100		405
Ball Rd Waste Compactor Site 78343406		100		40		50	30				100		320
Huntingtown Compactor Site 78343613		340	200	55	40	100	110	20	130		80	70	1,145
Appeal Solid Waste Mgmt Fac. 78343614							60					100	160
Lusby Waste Compactor Site 78343701				85	50	30	25						190
Barstow Compactor Site (LF) 78344001			60	10		70				40			180
Plum Point Rd Compactor Site 78344303		50		50	20	30		10					160
CALVERT CO TOTAL	0	490	480	255	120	310	255	30	130	40	280	170	2560
CAROLINE													
Melville Collect Site 72087403						65					58		123
Preston Collect Site 72213101											20		20
Holly Collect Site (Ridgely) 72213320			220										220
Old Denton Collect Site 72213324										120			120
Denton DPW 72221001													0
CAROLINE CO TOTAL	0	0	220	0	0	65	0	0	0	120	78	0	483
CARROLL													
Town of Manchester 82006204		180	187	70				220					657
City of Westminster 82030310													0
Town of Sykesville 82030311													0
Town of Hampstead 82067012	30												30
Freedom WWTP 82070606													0
City of Taneytown 82070610													0
CARROLL CO TOTAL	30	180	187	70	0	0	0	220	0	0	0	0	687
CECIL													
Cecil County Landfill 72072610			304		478				381				1,163
Stemmer's Run Transfer Station 72072611													0
Woodlawn Transfer Station 72118601			247										247
Town of Elkton 72213321													0
Locust Point Marina 72213322													0
CECIL CO TOTAL	0	0	551	0	478	0	0	0	381	0	0	0	1,410
CHARLES													
Town of LaPlata Maint. Shop 78343501													0
CHARLES CO TOTAL	0	0	0	0	0	0	0	0	0	0	0	0	0

MARYLAND ENVIRONMENTAL SERVICE
CY 2012
Used Antifreeze Collection Report

LOCATIONS	Jan	Feb	Mar	Apr	May	Jun	Jul	Aug	Sep	Oct	Nov	Dec	Total
DORCHESTER													
Golden Hill T.S. 72212801	50												50
Secretary 72213201													0
SHA, Cambridge 72213323													0
Beulah Landfill 72213501					50								50
Cambridge DPW 72213601	75		130						106				311
DORCHESTER CO TOTAL	125	0	130	0	50	0	0	0	106	0	0	0	411
FREDERICK													
Mt. Airy Maint Facility 82006206		245	105		130	160	125		75	40	105		985
Reichs Ford Landfill 82006601	195	35	315		395	260		249				320	1,769
Ingrahm Shell 82030313			90		70					110	30		300
Town of Thurmont 82030314	110		40			30		110	61		60		411
Brunswick Public Works Garage 82152501													0
Walkersville 82152701	125									210			335
Frederick Landfill SID-005904					175					270			445
FREDERICK CO TOTAL	430	280	550	0	770	450	125	359	136	630	195	320	4,245
GARRETT													
Weber's Solid Waste Collection Site 82152903					60								60
Rt. 135 Collection Site 82443001													0
Bumble Bee 84047015													0
Grantsville 84047119					35								35
Garrett Co. Landfill, Oakland 84047121					10								10
GARRETT CO TOTAL	0	0	0	0	105	0	0	0	0	0	0	0	105
HARFORD													
Town of Aberdeen, Public Works 82006207													0
City of Havre de Grace 82006208													0
Whiteford Hwy. Dist. Shop 82006214	111			130			135	245	25	90	25		761
Town of Bel Air 82070611	160	220	160	30	35		275		80	40	85		1,085
Scarboro Landfill 82070612	135		75	125	120	38	130		205	120	121		1,069
Norrisville Elem. School 82070613													0
Abingdon Hwy. Dist. Shop 82114001	140	54	25	30	35				130	120	30		564
Aldino Hwy. Dist. Shop, Churchville 82114003	175		270	35	30		80		120	105	70		885
Jarrettsville Highway Shop 82114004	85	194	90	195	70	125	150		375	105	90		1,479
Town of Aberdeen, WWTP 82152601					25						55		80
Silverman WWTP 82160801													0
Joppatowne 82114010							50			35	30		115
HARFORD CO TOTAL	806	468	620	545	315	163	820	245	935	615	506	0	6,038

MARYLAND ENVIRONMENTAL SERVICE
CY 2012
Used Antifreeze Collection Report

LOCATIONS	Jan	Feb	Mar	Apr	May	Jun	Jul	Aug	Sep	Oct	Nov	Dec	Total
KENT													
Kent Co. Transfer Station, Galena 72087402												55	55
Sharptown Transfer Station 72213309													0
Haven Harbour Marina 72213310													0
Nicholson Transfer Station 72213801		100				100						110	310
KENT CO TOTAL	0	100	0	0	0	100	0	0	0	0	0	165	365
MONTGOMERY													
City of Takoma Park 78021902													0
City of Gaithersburg 78139301													0
MONTGOMERY CO TOTAL	0	0	0	0	0	0	0	0	0	0	0	0	0
PRINCE GEORGE'S													
Town of Cheverly 78015901													0
Town of Riverdale Park 78021903													0
Ft. Washington Marina 78343606													0
City of New Carrollton 78343607				45	40		85			55		55	280
City of Hyattsville 78343801													0
City of Greenbelt 82030309		90	130					51				80	351
City of Bowie 82070607													0
Glenn Dale Hwy. Maintenance Facility 82070608													0
City of Laurel 82152301				160							110		270
PRINCE GEORGE'S CO TOTAL	0	90	130	205	40	0	85	51	0	55	110	135	901
QUEEN ANNE'S													
Centreville Landfill 72213312		55		50		100							205
Q.A. County Public Landing 72213313													0
Church Hill Transfer Station 72213314				60									60
Grasonville Transfer Station 72213315				100	150	55							305
Millington Transfer Station 72213316		100										70	170
Batts Neck Transfer Station 72213317					100								100
Q.A. County Bay Bridge Airport 72213318													0
Piney Narrows Yacht 72307702						55				80			135
QUEEN ANNE'S CO TOTAL	0	155	0	210	250	210	0	0	0	80	0	70	975

MARYLAND ENVIRONMENTAL SERVICE
CY 2012
Used Antifreeze Collection Report

LOCATIONS	Jan	Feb	Mar	Apr	May	Jun	Jul	Aug	Sep	Oct	Nov	Dec	Total
SAINT MARY'S													
Oakville Transfer Station 78021905		100	40					120	30			100	390
St. Andrews Transfer Station 78066803			120	95	20	50		250	50				585
Charlotte Hall Transfer Station 78066804			150		100			120	50		80		500
Valley Lee Transfer Station 78066805						105					80		185
Ridge Transfer Station 78343403		100			55						60		215
Clement's Transfer Station 78344101		90	50		50			100			70	55	415
Public Works 78491901			100										100
ST MARY'S CO TOTAL	0	290	460	95	225	155	0	590	130	0	290	155	2,390
SOMERSET													
Chance Transfer Station 72072605													0
Marion-Crisfield Transfer Station 72072606													0
Somers Cove Marina 72072607													0
Mt. Vernon Transfer Station 72072608	55												55
Dublin-Costen Transfer Station 72072609									200				200
Somerset County Landfill 72213001													0
City of Crisfield 72214301													0
SOMERSET CO TOTAL	55	0	0	0	0	0	0	0	200	0	0	0	255
TALBOT													
Dogwood Harbour 72092801													0
Midshore Landfill 72213319				175				250	123				548
TALBOT CO TOTAL	0	0	0	175	0	0	0	250	123	0	0	0	548
WASHINGTON (6)													
Kaetzel Transfer Station 82030308	60				30						110		200
Dargan Transfer Station 82031701	35				30						45		110
Greensburg Transfer Station 82152901	70					80					55		205
Forty West Landfill (Lund) 83037023	1	125			220			225	40		120	165	896
Hancock Landfill 83042310			30								85		115
Town of Boonsboro 82030307					50						40		90
WASHINGTON CO TOTAL	166	125	30	0	330	80	0	225	40	0	455	165	1616

MARYLAND ENVIRONMENTAL SERVICE
CY 2012
Used Antifreeze Collection Report

LOCATIONS	Jan	Feb	Mar	Apr	May	Jun	Jul	Aug	Sep	Oct	Nov	Dec	Total
WICOMICO													
Allen Transfer Station 72072601		70				100							170
Bivalve T.S. 72072602		40											40
Mardela T.S. 72120601												110	110
Wicomico Rec & Parks 72213301												250	250
Blackwater T.S. Delmar TS 72213302													0
Salisbury T.S. 72213304										55			55
New Land Park T.S. 72213305	160		320	555	100					255			1,390
Quantico T.S. 72213306		40											40
Wango T.S. 72213701	35												35
Hebron T.S. 72213702													0
Parsonsburg T.S. 72213703				55									55
Sharptown T.S. 72213704				55									55
WICOMICO CO TOTAL	195	150	320	665	100	100	0	0	0	310	0	360	2,200
WORCESTER													
Central Landfill, Newark 72087401													0
Snow Hill Transfer Station 72213308													0
Berlin Transfer Station 72213705													0
Pocomoke Public Landfill 72213706													0
WORCHESTER CO TOTAL	0	0	0	0	0	0	0	0	0	0	0	0	0
STATE TOTAL	2,842	2,600	4,163	2,795	3,043	1,923	1,545	2,150	2,596	2,050	1,999	2,105	29,811
	CY12 1QTR TOTAL	9,605	CY12 2QTR TOTAL	7,761	CY12 3QTR TOTAL	6,291	CY12 4QTR TOTAL	6,154					