




Department of the Environment

ANNUAL ENFORCEMENT AND COMPLIANCE REPORT



Fiscal Year 2005

Robert L. Ehrlich, Jr.
Governor

Michael S. Steele
Lieutenant Governor

Kendl P. Philbrick
Secretary

Jonas A. Jacobson
Deputy Secretary

TABLE OF CONTENTS

ANNUAL REPORT EXECUTIVE SUMMARY	1
MDE Performance Measures and Enforcement Workforce.	2
Section 1-301 (d) Penalty Summary.....	3
MDE'S ENFORCEMENT AND COMPLIANCE MEASUREMENT SYSTEM.....	4
MDE'S MISSION AND GOALS	5
2004 ANNUAL ENFORCEMENT REPORT WORKGROUP	8
ADMINISTRATION EXECUTIVE SUMMARIES.....	9
Air and Radiation Management Administration Executive Summary.....	9
Waste Management Administration Executive Summary	12
Water Management Administration Executive Summary.....	16
Environmental Crimes Unit Executive Summary	18
Technical and Regulatory Services Administration Executive Summary	19
MDE ORGANIZATIONAL CHART ..	20
MDE PENALTY POLICY	21
SUPPLEMENTAL ENVIRONMENTAL PROJECTS.....	22
ENVIRONMENTAL AUDIT POLICY.....	25
ENFORCEMENT AND COMPLIANCE PROCESS.....	27
COMPLIANCE ASSISTANCE	30
PROCESS FLOW CHART.....	32
PERFORMANCE MEASURES CHART OVERVIEW AND DEFINITIONS.....	33
EXAMPLE - PERFORMANCE MEASURES CHART	38
ENVIRONMENT ARTICLE Section 1-301 (d)	39
AIR AND RADIATION MANAGEMENT ADMINISTRATION (ARMA)	41
ARMA Organizational Chart	42
Ambient Air Quality Control..	43
Air Quality Complaints	50
Asbestos.....	54
Radiation Machines Division..	59
Radioactive Materials Licensing and Compliance	64
WASTE MANAGEMENT ADMINISTRATION (WAS).....	70
WAS Organizational Chart.....	71
Environmental Restoration and Redevelopment...	72
Hazardous Waste ..	74
Lead Poisoning Prevention..	78
Oil Aboveground Facilities ..	82
Oil Pollution Remediation Activities...	86
Oil Underground Storage Tank Systems	90
Refuse Disposal	94
Scrap Tires	98

Sewage Sludge Utilization.	102
Natural Wood Waste Recycling.	106
WATER MANAGEMENT ADMINISTRATION (WMA) ...	110
WMA Organizational Chart.	111
Discharges - Groundwater (Municipal and Industrial).....	112
Discharges - Surface Water (Municipal and Industrial) State and NPDES	116
Discharges Pretreatment (Industrial)	120
Stormwater Mgt and Erosion & Sediment Control For Construction Activity ..	124
Mining - Coal	128
Mining - Non-Coal.....	132
Oil and Gas Exploration and Production.....	136
Water Supply Program	140
Water Supply and Sewerage Construction.....	148
Waterway Construction - Dam Safety.....	152
Wetlands and Waterways - Non-tidal and Floodplain	156
Wetlands - Tidal	160
OFFICE OF THE ATTORNEY GENERAL ENVIRONMENTAL CRIMES UNIT .	164
TECHNICAL AND REGULATORY SERVICES ADMINISTRATION (TARSA) ...	171
TARSA Organizational Chart	172
Noise Control Program.....	173
APPENDIX:	
State Master List of Potential Hazardous Waste Sites	178
Formerly Investigated Sites List.	223

www.mde.state.md.us

EXECUTIVE SUMMARY

This is the Maryland Department of the Environment's (MDE) ninth annual enforcement and compliance report. This report covers State of Maryland Fiscal Year (FY) 2005 (July 2004-June 2005). It includes data on the Department's enforcement and compliance programs in the Air and Radiation, Technical and Regulatory Services, Waste and Water Management Administrations, as well as the Environmental Crimes Unit of the Attorney General's (AG's) Office. The agency is committed to being held accountable for its work and committed to helping the public understand what MDE does and why. This document is part of an ongoing commitment to continuous process improvement.

MDE's budget appropriation was cut approximately 2% this past fiscal year. Enforcement is one of MDE's core functions. The enforcement salary expenditure for FY 05 was approximately 9% of the initial operating budget appropriation. This is a slight decrease from 10% for the last 3 fiscal years. This decrease is due to carrying more vacancies in the inspector corps as noted in the table on page two. MDE also provided additional resources for the Environmental Crimes Unit, which is not reflected in these numbers. See page 18 for details.

The Department provided regulatory oversight for 187,070 regulated entities. This is a 5% increase compared to 178,534 in the last report. Most of that significant increase can be attributed to the Lead Poisoning Prevention Program's registration of affected properties. The average MDE inspector's workload increased 8% (1,293 regulated entities per inspector compared to 1,196 last fiscal year).

MDE was able to significantly increase the use of Supplemental Environmental Projects (SEP) this year from 6 to 39 with a value of more than \$590,750. SEPs are enforcement tools that are an adjunct to traditional penalty actions. SEPs are important because the projects provide direct environmental benefits to communities beyond those achieved by the facilities returning to compliance.

The number of sites inspected remained relatively the same but the total number of inspection, audits and spot checks decreased slightly (3%). Even though MDE's inspection output was close to the same as FY04, these inspections found significantly fewer violations at the facilities. In other words, more of these facilities were in compliance, which indicates a rising compliance rate and speaks to the efficacy of MDE's compliance activities. Additionally, MDE expects to reach major settlements with two sewer system operators that will increase penalty amounts in FY 2006.

MDE PERFORMANCE MEASURES EXECUTIVE SUMMARY

	2004 Totals	2005 Totals
<u>PERMITTED SITES/FACILITIES</u>		
Number of Permits/Licenses issued	11,264	10,799
Number of Permits/Licenses in effect at Fiscal Year End	75,729	73,155
<u>OTHER REGULATED SITES/FACILITIES</u>		
(other sites)	204,873	222,673
Coverage (number of regulated entities requiring oversight)	178,534	187,070
<u>INSPECTIONS</u>		
Number of Sites Inspected	43,434	43,722
Number of Inspections, Audits, Spot Checks	106,845	103,586
<u>ENFORCEMENT ACTIONS</u>		
Number of Compliance Assistance Rendered	18,646	10,953
Number of Enforcement Actions Taken	1,856	1,395
<u>PENALTIES</u>		
Amount of Penalties obtained ("collected" in the most recently completed fiscal year as a result of all enforcement actions regardless of specifically designated fund.)	\$1,781,526	\$1,631,054

ENFORCEMENT WORKFORCE

	FY 2004	FY 2005	Number of FTE		FTE	
	Actual*	Actual*	Inspectors**		Vacancies***	
			FY04	FY05	FY04	FY05
Air/Radiation Mgt	\$2,499,722	\$2,600,831	46	46	4	4
Waste Mgt	\$3,229,960	\$2,979,626	54.9	53.6	2.6	6.4
Water Mgt	\$3,050,817	\$2,841,357	48.3	44.7	3.8	5.2
Total ****	\$8,780,499	\$7,770,021	149.2	144.3	10.4	15.6
MDE Operating Budget (appropriated)*****	\$88,639,890	\$86,600,042	% budget committed to Enforcement		10%	9%

* Actual includes wages plus 28% fringe for permanent employees and 8% fringe for contractual employees. The numbers do not include any operating expenses such as vehicles, travel, gasoline, supplies, or other related employment expenses.

**Inspectors represent the number of enforcement field inspectors budgeted for the fiscal year. These numbers do not include any administrative, management, or clerical staff associated with enforcement and compliance programs.

***FTE vacancies represent the total amount of time that positions were vacant equivalent to a full year.

***** See <http://www.mdarchives.state.md.us/msa/mdmanual/14doe/html/doeb.html> as the source for budget data. Subtract capital budget from total budget for operating budget.

SECTION 1-301(d) PENALTY SUMMARY

TOTAL AMOUNT OF MONEY AS A RESULT OF ENFORCEMENT ACTIONS, AS OF THE END OF THE MOST RECENTLY COMPLETED FISCAL YEAR AS REQUIRED BY SECTION 1-301(d)*	FY 2004	FY 2005
Clean Air Fund (includes Air Quality and Asbestos)	\$196,600	\$403,000
Clean Water Fund (includes Water and Waste Management)	\$744,587	\$591,970
Hazardous Substance Control Fund	\$51,076	\$87,381
Non-tidal Wetland Compensation Fund	\$0	\$0
Oil Disaster Containment Clean Up and Contingency Fund	\$376,511	\$109,853
Recovered from Responsible Parties (under §7-221) **	\$83	\$16,395
Sewage Sludge Utilization Fund	\$1,750	\$0
Total	\$1,370,607	\$1,208,599

* Includes **only** those funds **required** to be reported by the Environment Article, Section 1-301(d). Other penalties are reported by individual programs that total a higher amount since they are deposited into funds not required to be reported by 1-301(d). The Department total is \$1,631,054.

** The number reported is strictly the total amount of money, as a result of enforcement, recovered by the Department from responsible parties in accordance with §7-221 of the Environment Article as called for in the statute.

MDE'S ENFORCEMENT AND COMPLIANCE MEASUREMENT SYSTEM

The Department again recognizes that there are different levels of sophistication among the many individual businesses and facilities within the regulated community. There are also different degrees of risk posed to the environment and public health by the broad spectrum of regulated activities that MDE must monitor and inspect. MDE's coordinated enforcement and compliance effort strives to encourage environmentally sound business practices and correct behaviors that fall below acceptable standards. The emphasis is on **Compliance Assurance** and the most effective methods by which that assurance can be achieved given the resources available, the differing levels of sophistication and the varying degrees of risk for disparate business sectors. In addition to deterring violations through the use of traditional enforcement actions, MDE continually guides and encourages the regulated community towards pollution prevention and to go beyond the minimum legal requirements. The full spectrum of strategies includes compliance assistance, appropriate corrective actions when called for, compliance incentives where they are warranted, and the imposition of penalties that appropriately address and adequately punish any violations found.

MDE continues to implement and improve its comprehensive performance measurement system. Last year, MDE began reporting and computing "coverage rate" as a measure of how many of the regulated entities under a given program's oversight are inspected in any given year. This measurement system includes workload measures that are intended to answer the questions: "*how much work does the Department have to do?*" and "*what does the Department have to work with?*" The system includes input measures such as workforce and appropriations. Following that, the system answers the question: "*what does the Department do?*" by providing, among other things, the number of inspections conducted, enforcement actions taken and penalties collected. The system includes benchmark measures in the form of graphs and charts that show previous reports findings in order to answer the question of "*compared to what?*" Finally, there is an outcome measure in the form of the compliance rate that addresses the question "*what is the result of the Department's efforts?*"

MDE continues to investigate additional measures that would provide a clearer picture of the Department's enforcement and compliance activities. The continued development of the Environmental Enterprise Management System (EEMS) database may allow for more analysis in the future.

MDE'S MISSION AND GOALS

MDE'S mission is to protect and restore the quality of Maryland's air, land, and water resources, while fostering smart growth, economic development, healthy and safe communities, and quality environmental education for the benefit of the environment, public health, and future generations.

The Maryland Department of the Environment continues to employ the Managing Maryland for Results (MMFR) system of overall performance measurement. MDE's Fiscal Year 2005 Managing Maryland for Results Workplan emphasizes the Department's commitment to using results-based, quality planning and management approaches to achieve its public health and environmental protection goals, as well as the agency's "management" goals. At this time, the environmental and management goals from that workplan are:

- Goal 1:** *Promoting Land Redevelopment and Urban Revitalization*
- Goal 2:** *Ensuring Safe and Adequate Drinking Water*
- Goal 3:** *Reducing Exposure to Hazards*
- Goal 4:** *Improving and Protecting Water Quality*
- Goal 5:** *Ensuring Air is Safe to Breathe*
- Goal 6:** *Customer Service and Community Outreach.*

Within MDE's MMFR work plan, enforcement, compliance, and inspection activities are reported under each environmental goal. Capturing the activities counted in this report under the related environmental goal should show how regulatory activities are related to the results MDE is committed to achieving. The text also describes the successes and challenges that the programs encountered in meeting those goals.

The Enforcement and Compliance Process

It is important to understand MDE's air, water and waste enforcement and compliance processes. Each of the programs was established separately, with various terms being used in the applicable law to mean similar although technically different things for different programs. Many programs also have federal rules and regulations that they must implement. In addition, the same company or type of industrial facility may fall under the jurisdiction of several different environmental enforcement programs at the federal, State or local level.

However, despite the technical difficulties, most enforcement programs share certain common functions and the year-to-year results for each program can be compared. Most programs have an inspection, a monitoring and an evaluation component. If an inspection reveals a violation, many programs have a discretionary component that allows a company to fix a minor problem without

the risk of a penalty, civil or criminal action. In this case, compliance assistance may be the preferred method to achieve the required compliance with the requirements that are intended to protect the public. If an inspection reveals a significant violation, or if a minor problem indicates a pattern of non-compliance or develops into an on-going, significant violation, then more serious action is warranted. This action may take the form of penalties, shutdowns, and in some cases, criminal sanctions. The Department's use of penalties reflects the severity of the violations or the recalcitrant nature of the violator. Where the law does not provide appropriate penalties, (such as the in the area of wetlands and waterways) the Department has continued to seek legislation to address those deficiencies.

Environment Article Section 1-301(d)

Environment Article §1-301(d) enacted in 1997 requires MDE to report specified information on 15 programs as well as the penalty dollars collected and deposited into several funds. This report is intended to fulfill that statutory requirement. In addition to the required information, this report also includes information on the MDE enforcement programs and additional data about the activities and facilities that are subject to regulation under the Environment Article. The Department has voluntarily elected to provide this additional context so that the legislature, our stakeholders, and the public have the most complete picture of how the Department carries out its enforcement responsibilities.

Performance Measures Format

The reader of this year's report will notice that the format in which the numbers are presented is the same as previous years' reports. This allows for an easy comparison of numbers between the years in keeping with the goals to extract common data for all of MDE's enforcement programs and provide information that could be tracked from one year to the next. The basic reporting format is further explained on page 36. Graphic charts that compare the number of inspections, enforcement actions, and compliance rates over the previous three-year period are also provided to allow for trend analysis.

Summary and Conclusion

Enforcement is an important and necessary tool for assuring compliance with environmental regulation, but enforcement actions are not goals in themselves. MDE is a regulatory agency with an enforcement component. While the legislature has identified frequency of inspection requirements for certain programs (for example, Environment Article § 8-301 (C) (5) (i) states that " ... *inspection of the dental radiation machines at each dental office or facility may not be performed more than once every 3 years*"), this is not the norm. These requirements, where they exist, are discussed in the individual program briefs that follow. In lieu of specific requirements, MDE must develop and implement mechanisms that target limited resources to best advantage in order to provide assistance and guidance to the regulated community in order to achieve

compliance assurance. Our goal is to ensure improvements in environmental quality and to protect public health and the environment.

Again this year, the Annual Enforcement and Compliance Report contains language regarding the Penalty Policy that reflects the statutory factors the various enforcement programs consider prior to assessing penalty amounts. The Annual Enforcement Report Workgroup was successful in creating a comprehensive departmental process that can track penalty amounts and the length of time involved in concluding enforcement actions. In the future, this data may result in the development of formulas or matrices for determining general ranges or guidelines for various enforcement actions, including penalties, injunctions, and consent orders. The final goal of the completed penalty policy will be to define a common, understandable set of terms and standards with which the Department as a whole can track, explain and justify individual enforcement decisions. In this regard the Workgroup continues to support the development of the MDE-wide database in the form of the EEMS (Environmental Enterprise Management System) and urges responsible decision makers in the General Assembly to support this effort as well.

Following are Executive Summaries and performance measures for the Department and each Administration based on the activities in the most recently completed fiscal year, with last year's numbers included for comparisons.

2005 Annual Enforcement Report Workgroup

The workgroup's current members are:

Lorraine Anderson, Air and Radiation Management Admin (Asbestos)
Tom Boone, Water Management Administration
Jack Bowen, Water Management Administration
Frank Courtright, Air and Radiation Management Administration
Laramie Daniel, Air and Radiation Management Administration
Bob Daniel, Customer Service Center
Edward Dexter, Waste Management Administration (Solid Waste)
Renee Fizer, Air and Radiation Management Administration (Radiation)
Andrew Gosden, Customer Service Center and Report Editor
John Hill, Technical and Regulatory Services Administration
Rick Johnson, Waste Management Administration (Hazardous Waste)
Mike Kurman, Air and Radiation Management Admin (Radiation)
Ray Manley, Air and Radiation Management Administration (Radiation)
Lois McNamara, Water Management Administration
Herb Meade, Waste Management Administration (Oil Control)
Hans Miller, Office of the Attorney General, Environmental Crimes Unit
Hilary Miller, Waste Management Administration
Stephen Pattison, Assistant Secretary, Policy Community Relations and Outreach
Lyn Poorman, Water Management Administration (Water Supply)
Nancy Reilman, Water Management Administration (Water Supply)

MDE ORGANIZATIONAL UNITS ADMINISTRATION EXECUTIVE SUMMARIES

Air and Radiation Management Administration Executive Summary

The Air and Radiation Management Administration conducts enforcement and compliance activities in three programmatic areas, these being air quality, asbestos, and radiation. In the Air Quality Program, ensuring compliance at high impact sources continues to consume a large portion of the Program's resources. At the same time, it is important to address smaller sources because of their potential cumulative impact. Due to additional inspector resources within the Program, there was the opportunity this year to conduct more inspections than in previous years at both small and large sources. This is reflected in a 20% increase in inspections at High Impact sources and a 24% increase at Low Impact sources.

The Air Program continues to pursue the use of Supplemental Environmental Projects (SEP) in the settlement of enforcement actions where appropriate. A SEP is an environmental or public health related project implemented by a facility in lieu of a portion of a penalty payment to settle an enforcement action. This year the Air Program negotiated a number of SEPs as a part of settlements. These included remediation of natural habitat, optimization of boiler operation at a local school, and contribution to an asthma foundation.

Low impact facilities continue to be an area where limited resources allow only a small percentage of sources to be inspected. In this arena, the Air Program continues to focus on Stage II vapor recovery systems at gas stations, as well as dry cleaners. There are about 1700 gas stations subject to Stage II requirements to limit emissions of volatile organic compounds, a ground-level ozone precursor. There continues to be a higher level of non-compliance at these facilities, primarily in the record keeping and reporting requirements. The Air Program is also focusing on ensuring compliance with federal air toxics requirements at dry cleaners. Again, there is a higher level of non-compliance, primarily with record keeping requirements.

For the low-impact facilities, increased inspections as discussed above, with follow-up enforcement action where warranted, have been initiated in this fiscal year. It is hoped that this enforcement initiative will help move these facilities to a higher compliance rate in the future. Additionally, using federal grant dollars, an initiative has been established to hire contractual inspectors to conduct air quality inspections at small sources (gas stations, drycleaners, paint spray booths, small printers) in targeted Environmental Justice areas. This should also help lead to an improved compliance rate.

About 800 air quality complaints were received in fiscal year 2005, up by about 100 over 2004. The Air Program responds quickly to all complaints by telephone, prioritizing those that actually receive a field inspection. This year 74% of complaints received by the Air Program were followed up with an on-site inspection, up from 66% last year. Some complaint situations needed multiple follow-up inspections to address the concerns of the complainants and to ensure compliance with air quality requirements.

In the Asbestos Program, contractors intending to abate asbestos are required to notify MDE. MDE inspects as many of these projects as possible, generally focusing on the more substantial projects. In FY 2005, the Program inspected 29% of sites that provided notification to MDE vs. 26% in FY 2004. This increase is attributed to a slight decline in the number of asbestos notifications while the number of inspectors has stayed the same. The number of notifications received in FY 05 was 3,273, which was a slight decrease compared to FY 04 in which 3,529 notifications were received.

The Radiological Health Program (RHP) regulates both man-made electronic sources of radiation and materials that are radioactive, so as to minimize the amount of unnecessary radiation exposure received by the general public. The RHP is mandated to regulate both from "permitting" through "enforcement", if applicable, to "termination/cancellation".

In response to stakeholder requests and after two years of outreach, regulations became effective in FY 05 that require, by December 31, 2005, radiation machine facilities with fluoroscopic equipment to ensure that all users who energize such equipment have received at least a minimal amount of education relating to radiation safety and As Low As Reasonably Achievable (ALARA) principles. The regulations apply to all non-radiologist physicians and radiology technologists.

In FY 05 the Radiation Program implemented a radioactive material e-mail notification system for companies conducting activities in Maryland under reciprocal recognition of licenses from other jurisdictions. This system improved the overall efficiency of the approval and tracking of these companies. The Program also evaluated for radiation safety and engineering safety several

complex sealed source and device registrations for medical devices prior to allowing the use and sale of these devices across the country.

Maryland operates under an agreement with the Nuclear Regulatory Commission (NRC) in managing our radioactive materials program. A review of Maryland's radioactive materials program last year led to a finding that the program was adequate to protect the public health and safety and compatible with the NRC's regulatory requirements. In FY05 the Program remains adequate to protect the public health and safety and continues to be compatible with the NRC's regulatory requirements.

**Air and Radiation Management Administration
Performance Measures Executive Summary**

	2004 Totals	2005 Totals
<u>PERMITTED SITES/FACILITIES</u>		
Number of Permits/Licenses issued	2,723	2,361
Number of Permits/Licenses in effect at Fiscal Year End	26,742	27,413
<u>OTHER REGULATED SITES/FACILITIES</u>		
(other regulated sites)	5,313	4,166
Coverage (number of regulated entities requiring oversight)*	21,985	21,318
<u>INSPECTIONS</u>		
Number of Sites Inspected	4,243	4,059
Number of Inspections, Audits, Spot Checks	8,956	9,135
<u>ENFORCEMENT ACTIONS</u>		
Number of Compliance Assistance Rendered	3,307	2,730
Number of Enforcement Actions Taken **	79	87
<u>PENALTIES</u>		
Amount of Administrative or Civil Penalties obtained	\$243,780	\$482,866

* Derived by adding up all of the coverage universes for each program as listed in the pie chart for each.

** Derived by adding up the number of enforcement actions for each program as listed in the chart for each.

WASTE MANAGEMENT ADMINISTRATION EXECUTIVE SUMMARY

The Waste Management Administration's (WAS) responsibilities are diverse in nature with sites that range from private homes to large municipal landfills, military bases, and large industrial complexes. Data collection methods ensure accurate and consistent reporting of the various performance measures for this Enforcement and Compliance Report. WAS uses data from this report to conduct quarterly reviews and tracking of our performance and progress in accomplishing mandated environmental goals and to target effective use of our resources.

Overall in FY 2005, the number of sites inspected was slightly higher and the number of site inspections conducted was down slightly as compared to FY 2004. Compliance assistance actions, numbers of enforcement actions taken, and penalties obtained all decreased from the previous year. The number of permits and licenses in effect decreased slightly and the number of other regulated sites/facilities increased. Combined, these measures reflect the workload of WAS, which continues to increase. The total number of inspections, spot checks and audits decreased from 35,293 in FY 2004 to 33,044 in FY 2005. This is in spite of an increase in inspections conducted by accredited lead paint service providers (2,567 more inspections than in FY 2004) as a result of mandatory inspection deadlines within the Lead Poisoning Prevention Program.

In addition to some difficulty in filling vacancies, the improved economy has attracted some inspection staff away from the agency. Another factor beginning to come into play is the fact that many experienced staff who started their careers in environmental management in the early 1970's are now reaching retirement age. However, the Administration's strong historical field presence and outreach activities have helped maintain the overall rate of inspected facilities in significant compliance at 89%. With the Lead Poisoning Prevention Program excluded, the overall rate of significant compliance for all inspected facilities rises to 94%.

The Hazardous Waste Program ensures protection of public health and the environment from releases of hazardous waste. In FY 1997, there were 31 permitted Treatment, Storage, and Disposal (TSD) facilities in Maryland. At the start of FY 2004 there were 23 permitted facilities. This total dropped to 21 by the end of FY 2004 where it remains steady at 21 for FY 2005. This is significant and is believed to be a direct result of better waste management and waste minimization activities by generators of hazardous waste who are reducing quantities of waste and thus reducing the need for treatment, storage and disposal of hazardous waste.

The number of inspections, audits, and spot checks in the Hazardous Waste Program decreased from 422 in FY 2004 to 349 in FY 2005. Compliance

assistance actions rendered and enforcement actions taken also decreased. Only 1.5% of all facilities that generate or manage hazardous waste were inspected in FY 2005, down from 2% in FY 2004. However, the Program still continues to meet its EPA federal grant commitments and achieve a significant compliance rate of 94% for inspected facilities.

Although not an official part of this report, it is worth noting that the Hazardous Materials Compliance Section of this Program performed 4,277 commercial vehicle inspections in FY 2005 and participated in 32 emergency responses. MDE does not take enforcement actions on commercial vehicle inspections. Enforcement is handled by the Maryland State Police and reported by the Maryland Department of Transportation.

In the Lead Poisoning Prevention Program, the percentage of children statewide with blood lead levels equal to or greater than 10 micrograms per deciliter has decreased for the eleventh consecutive year Statewide. The dramatic increase in testing (76,721 in 2003 to 105,549 in 2004) resulted in finding more children with elevated blood lead levels. The number of children tested with elevated blood lead levels increased (1,719 in 2003 to 1,811 in 2004) while the percentage of children tested that had blood lead levels equal to or greater than 10 micrograms per deciliter decreased from 2.2% to 1.7%. The total number of inspections, audits and spot checks increased from 22,736 in FY 2004 to 24,388 in FY 2005. This was due to an increase in the number of inspections conducted by accredited lead abatement service providers from 20,714 in FY 2004 to 23,281 in FY 2005. The number of enforcement actions decreased from 465 in FY 2004 to 336 in FY 2005 as a result of staff vacancies. Many of the enforcement actions have resulted in multiple-property or global settlements.

During this reporting period, there was a decrease in identified oil contaminated subsurface sites in the Oil Control Program from 2,675 in FY 2004 to 2,328 in FY 2005. Every year newly found contaminated sites are added to this list, and sites where remediation is complete are removed from the list. This is the first time in years that this number has decreased. The Program attributes this to a reorganization that provided increased resources for remediation. Numbers of sites inspected, inspections, audits and spot checks, and compliance assistance actions rendered all decreased for oil pollution remediation sites in FY 2005. This was due to limited staffing and the complexity of the remaining sites. A large MTBE release in the summer of 2004 consumed a significant amount of resources. The percentage of inspected sites/facilities in significant compliance was 96% in FY 2005, up slightly from 95% in FY 2004.

Inspections of above ground oil storage facilities decreased from 2,454 in FY 2004 to 1,193 in FY 2005. Spill response activities have shown a significant decline. This may be due to increased screening of complaints before a response and staffing levels within the program. The future trend in spills is uncertain, but may increase as the above ground storage tank population ages

and tank integrity declines. The number of underground storage tank sites inspected declined mainly due to staffing issues. The Program is struggling with ways to increase inspection numbers. The facilities that were inspected showed a 92% compliance rate, up from 87% in FY 2004.

The Solid Waste Program is responsible for overseeing Refuse Disposal, Scrap Tires, Sewage Sludge Utilization, and Natural Wood Waste Recycling activities in the State and continues to be challenged by staff shortages, the need to retain trained inspectors, and its reliance solely on general funds. In spite of this, the Program has been able to focus on the media that present the most risk if operations are not properly managed. In the refuse disposal function, the inspection coverage rate increased during FY 2005 to 100% from 96% in FY 2004, as every permitted site was inspected. 85% of inspected facilities were in significant compliance, and a total of 57 significant violations were resolved. The number of inspections decreased from 900 in FY 2004 to 747 in FY 2005 and the number of compliance assistance actions rendered decreased from 83 in FY 2004 to 52 in FY 2005.

The scrap tire function of the Program continued the cleanup of scrap tire stockpiles, with 61 stockpiles remaining in FY 2005 compared to 68 in FY 2004. New stockpiles are still discovered every year. There was a 11% decrease in the numbers of scrap tire site inspections conducted from 820 in FY 2004 to 728 in FY 2005, due primarily to inspection staff departures which have significantly reduced Program enforcement staff. This also resulted in a slight decrease in the inspection coverage rate from 16% in FY 2004 to 15% in FY 2005. The Program continues to issue Notices of Violation to license holders that fail to submit required semi-annual reports. The number of scrap tire enforcement actions decreased from 259 in FY 2004 to 188 in FY 2005. This 27% decrease is a reflection of the Program's success in achieving compliance from licensees during the reporting period. The Program resolved 238 significant violations during FY 2005 as compared to 141 in FY 2004.

In the sewage sludge function there were no instances of unpermitted land application of sewage sludge in the State during FY 2005. This is attributed to the Program's efforts to work with the regulated community over the last several years to ensure compliance. The Program's number of inspections declined during this reporting period from 552 in FY 2004 to 502 in FY 2005, principally as a result of the declining number of solid waste inspectors due to retirement and other departures. The inspection coverage rate increased slightly from 21% in FY 2004, to 26% in FY 2005. This is still below the coverage rate of 42% achieved in FY 2002. Only 11 significant violations were managed during the year and all were resolved, indicating the ongoing high level of compliance related to sewage sludge activities. This is due to the small and highly experienced nature of the regulated community in which most violations are the result of accidental occurrences and are quickly resolved.

This summarizes the enforcement activities within the Waste Management Administration. As program priorities change and budget constraints continue, WAS will continue to assess enforcement trends and consider changes to meet these needs.

**Waste Management Administration
Performance Measures Executive Summary**

	2004 Totals	2005 Totals
<u>PERMITTED SITES/FACILITIES</u>		
Number of Permits/Licenses issued	2,747	2,607
Number of Permits/Licenses in effect at Fiscal Year End	8,376	8,051
<u>OTHER REGULATED SITES/FACILITIES</u>		
(other sites)	195,340	214,530
* Coverage (number of regulated entities requiring oversight)	115,048	127,291
<u>INSPECTIONS</u>		
Number of Sites Inspected	26,147	26,341
Number of Inspections, Audits, Spot Checks	35,293	33,044
<u>ENFORCEMENT ACTIONS</u>		
Number of Compliance Assistance Rendered	9,569	5,746
Number of Enforcement Actions Taken	964	667
<u>PENALTIES</u>		
Amount of Administrative or Civil Penalties obtained	\$1,209,211	\$515,887

Water Management Administration Executive Summary

The Water Management Administration (WMA) has inspection and enforcement responsibilities for the water quality and resource conservation programs that follow in this report. The collection and reporting of data based on well-defined performance measures provide valuable tools for assessing the productivity and/or progress of each Water Management Program.

Activity numbers for Water Supply and Sewerage Construction Permitting have varied little from prior years. Construction permitting is a function of new construction activity, the local economy, and availability of Federal, State, and local capital funds that have largely remained stable. However, in FY 06 and subsequent years, Construction Permitting activities should steadily increase because of increased capital funding available through Governor Ehrlich's recently enacted Bay Restoration Fund and the Governor's continued efforts to proactively pursue federal funding for upgrades of sewage treatment plants and for CSO/SSO correction. These actions directly support the Secretary's Initiative for Water Quality Restoration and Protection.

The Compliance Program had a great deal of personnel turnover this fiscal year that translated into almost 4 full-time vacancies. This, along with the completion of more in depth inspections at wastewater treatment plants led to an overall decrease in inspections for the Program. These decreases were most notable in Stormwater Management and Erosion & Sediment Control and Wetlands and Waterways Non-tidal and Floodplain.

Again this year weather dramatically affected the number of SSO's and CSO's reported to the Compliance Program. Although there were more spills reported this year, 1,702 vs. 1,670, there was only half the amount, 486 million gallons vs. 700 million gallons of untreated sewage and commingled stormwater spilling into Maryland waterways. Violations resolved regarding SSO's included four municipal wastewater treatment plants. The overall penalties collected increased from \$328,535 to \$632,301 (Note – the FY 2005 total includes a \$105,000 single penalty collected from WSSC and \$123,000 in penalties collected from two municipal treatment plants).

Another enforcement tool available to the Compliance Program is the Supplemental Environmental Project (SEP). SEPs are defined as environmentally beneficial projects which an alleged violator agrees to undertake in settlement of an enforcement action, and in lieu of a portion of the penalty. SEPs must be projects that the alleged violator is not otherwise legally required to perform. "Environmentally beneficial" means a SEP must improve, protect, or reduce risks to public health or the environment at large. The performance of a SEP reduces neither the stringency nor timeliness requirements of State environmental statutes and regulations. Performance of a SEP does not extend

or change in any way the alleged violator's obligation to remedy a violation expeditiously and return to compliance. In FY05 WMA entered into agreements with three municipalities, two county landfills, and one dairy farm to perform SEPs totaling \$361,500.

During FY 05, the Water Supply Program continued to conduct initial source water assessments for public water systems throughout Maryland. As of June 2005, source water assessment reports were sent to all community wastewater systems and over 2,200 non-community water systems. Implementation of the new drinking water standards for surface water treatment, disinfection byproducts and radionuclides has resulted in a short-term decrease in the overall compliance rate for water systems. It is normal for the rate of compliance to drop after the adoption of new rules until affected systems are able to implement the capital and operational improvements necessary to achieve the new standards. However, the large number of new regulations and their impact on large water systems was greater than expected. The majority of the impacted water systems have been able to return to compliance as of June 2005.

**Water Management Administration
Performance Measures Executive Summary**

	2004 Totals	2005 Totals
<u>PERMITTED SITES/FACILITIES</u>		
Number of Permits/Licenses issued	5,794	5,831
Number of Permits/Licenses in effect at Fiscal Year End	40,611	37,691
<u>OTHER REGULATED SITES/FACILITIES</u>		
(other sites)	4,220	3,977
Coverage (number of regulated entities requiring oversight) *	41,528	38,461
<u>INSPECTIONS</u>		
Number of Sites Inspected	13,044	13,322
Number of Inspections, Audits, Spot Checks	62,596	61,407
<u>ENFORCEMENT ACTIONS</u>		
Number of Compliance Assistance Rendered	2,885	2,477
Number of Enforcement Actions Taken **	813	641
<u>PENALTIES</u>		
Amount of Administrative or Civil Penalties obtained	\$328,535	\$632,301

* Derived by adding up all of the coverage universes for each program as listed in the pie chart for each.

** Derived by adding up the number of enforcement actions for each program as listed in the chart for each.

ENVIRONMENTAL CRIMES UNIT EXECUTIVE SUMMARY

The Environmental Crimes Unit of the Criminal Investigation Division of the Maryland Attorney General's Office investigates and prosecutes environmental crime in Maryland. Typically, criminal prosecution is a last resort used for the worst, most wanton or most recalcitrant of environmental offenders. During FY 2005, the ECU opened sixty criminal investigations and filed charges in eighteen of those investigations. Of the sixty investigations, thirty-six were the result of referrals from MDE administrations. Eleven prosecutions were completed during the fiscal year, resulting in jail terms totaling more than 9 years, probation terms totaling fifteen years and fines and restitution exceeding \$68,000, in addition to community service work and other penalties.

The Baltimore City Police Department continued its support by providing personnel to the Unit for a fifth year. FY 2005 was the first year the Unit operated for the entire year with only one State Police investigator assigned to the Unit. MDE committed resources late in FY 05 to allow the Unit to hire an additional prosecutor and an additional investigator to supplement the sworn law enforcement personnel.

TECHNICAL AND REGULATORY SERVICES ADMINISTRATION EXECUTIVE SUMMARY

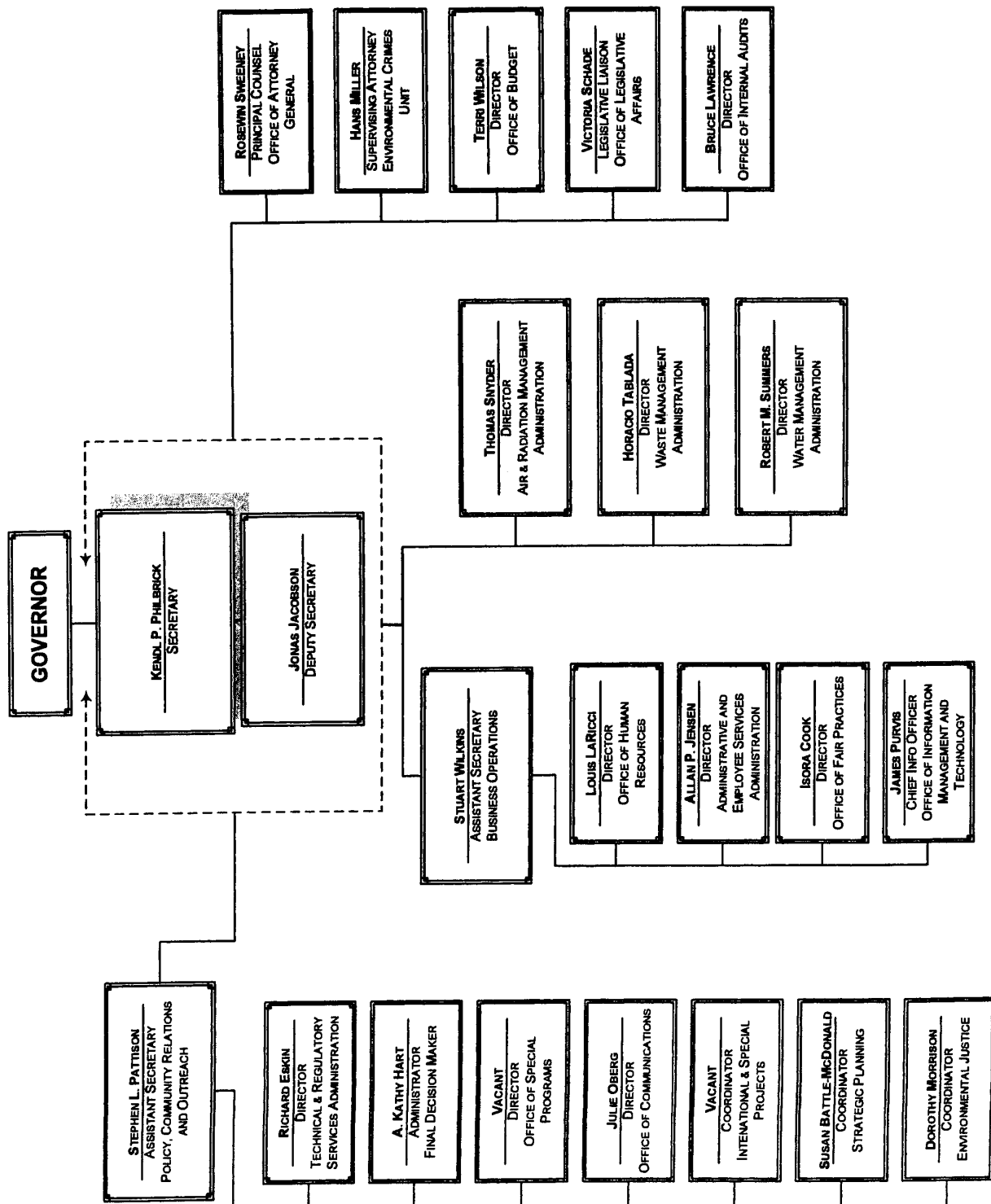
The Technical and Regulatory Services Administration (TARSA) provides technical analyses, scientific support and risk assessment guidance to all MDE programs, including those responsible for enforcement and compliance activities. Many of its field-based activities provide support to programs both within TARSA as well as to other administrations. In addition, TARSA is responsible for compliance and enforcement of the Noise Control Program.

The Noise Control program was established by the legislature in the mid 1970's to provide technical assistance and enforcement help to citizens and local jurisdictions across the State regarding community intruding noise issues that are not, for whatever reason, adequately handled at the local level. Noise has become an increasingly contentious "Quality of Life" issue as the State's population increases and urban sprawl progresses. The Noise Control Program pursues its mission on a complaint driven basis since it frequently reflects tensions in land use categories addressing specific requests from individual citizens as well as governmental entities. Because of limited staff, the program actively encourages local jurisdictions to take a more active role in addressing noise problems and issues while the program stands ready to provide technical back-up, enforcement help, noise control training and advisory assistance. The program addresses approximately 120 noise complaints yearly across the State many of which require multiple visits. In addition to receiving complaints, the Program responds to inquiries regarding noise standards and issues. It is the Program's goal when possible to resolve violations using compliance assistance as opposed to pursuing enforcement and penalties.

TARSA's field-based programs assist other MDE programs through monitoring programs and also include MDE's emergency response activities. Ambient conditions monitoring for water quality and specific point discharge monitoring for compliance assessments provides information that supports the Water Management Administration's programs that enforce State and federal water pollution control regulations. These monitoring efforts help identify problems that may require further enforcement activity. TARSA's Emergency Response Division (ERD) responds to reports of spills of chemical or petroleum contaminants that may pollute surface and ground waters of the State. When these spills involve an activity that is regulated by other MDE programs, the ERD refers information about them to the appropriate program for follow-up enforcement. TARSA also administers the Shellfish Certification Program that monitors and certifies that harvest waters are safe for harvesting and eating raw molluscan shellfish.

During the 2005 Session of the General Assembly the House and Senate voted to eliminate funding for the Noise Program. Due to the lack of funding, starting in mid May of 2005 the Department ceased taking new cases but continued to work at resolving all open cases. Two cases have not been resolved and efforts will continue until a complete resolution is made.

Maryland Department of the Environment



MDE'S ENFORCEMENT POLICIES

MDE PENALTY POLICY

MDE's Approach to Determining the Appropriate Response to Violations

The Maryland Department of the Environment (MDE) is committed to a consistent, timely and appropriate compliance assurance program, which is protective of the public health and the environment while creating a credible deterrent against future violations. It is the Department's policy to assess fair and equitable penalties in keeping with the factors specified by the governing statute, and commensurate with the nature of the violations. The statutory factors that the Department must consider in assessing administrative penalties are:

1. The ***willfulness of the violation***, the extent to which the existence of the violation was known to but uncorrected by the violator, and the extent to which the violator exercised reasonable care;
2. Any ***actual harm to the environment or to human health***, including injury to or impairment of the air, waters, or natural resources of this State;
3. The ***cost of cleanup and the cost of restoration*** of the natural resource;
4. The ***nature and degree of injury to or interference*** with general welfare, health, and property;
5. The extent to which the ***location of the violation***, including the location near waters of this State or areas of human population, creates the potential for harm to the environment or to human health and safety;
6. The ***available technology*** and economic reasonableness of controlling, reducing, or eliminating the violation;
7. The degree of ***hazard posed by the particular pollutant*** or pollutants involved;
8. The extent to which the current violation is part of a ***recurrent pattern*** of the same or similar type of violation committed by the violator.

The Department will consider each of the specific factors on a case-by-case basis. While all factors set forth in the statute will be considered, it is not necessary for all of the factors to be applicable before the maximum penalty may be assessed. A single factor may warrant the imposition of the maximum penalty. Furthermore, all factors, even if applicable in a given case, are not necessarily of equal weight in the Department's determination of a reasonable penalty.

Supplemental Environmental Projects (SEPs)

The Maryland Department of the Environment's Enforcement Policy includes the use of Supplemental Environmental Projects (SEPs).

SEPs are projects specifically undertaken to improve the environment by parties who are subject to penalty actions. SEPs may be conducted as a form of penalty mitigation and must be agreed to by MDE. The EPA encourages the use of SEPs for several reasons. First, SEPs add value to enforcement settlements because SEP dollars are spent directly on environmental projects. Second, SEPs require violators to go above and beyond technical compliance with minimum legal standards and thereby accomplish a higher level of environmental stewardship. Finally, and probably most important, SEPs are intended to achieve improvements to the environment that could not be accomplished with traditional penalties. Traditional penalties serve the end of punishment and specific deterrence. SEPs serve those traditional ends as well as providing a form of community service that is targeted to improve the environment in which the community lives. SEPs give violators an opportunity to re-establish their reputations as good neighbors.

There are four criteria used to define SEPs. These criteria establish SEPs as legitimate enforcement remedies and differentiate SEPs from traditional enforcement actions.

1) In enforcement settlements in which the violator commits to conduct a SEP, the final settlement amount (cash penalty + SEP value) must equal or exceed the value that the traditional penalty settlement would have been without the SEP. In many instances the method for determining the actual cost of implementing a SEP and the formula for determining the amount that the SEP mitigates the penalty amount is established by EPA SEP Policy. For those programs that do not have specific federal SEP guidance, the cost determination and penalty formula are established on a program by program basis.

2) There should not be a direct relationship between the SEP and the underlying violation. An environmental improvement that is related to the underlying violation is considered a traditional corrective action. MDE will always seek to ensure that the requirements of legal compliance are met by requiring corrective actions. Correcting a violation does not constitute a SEP. SEPs are intended to create improvements that go beyond technical compliance.

3) MDE is disinclined to approve a SEP that the violator was already under some obligation to perform or for which funding had already been committed before the underlying violation was discovered. In other words,

MDE will not favor giving a violator SEP credit for doing a project that was already required or underway before MDE's enforcement action was commenced.

4) All **SEPs must be defined in sufficient detail to meet the requirement of being enforceable**. There must be objective quantifiable deliverables with deadlines and consequences. If the requirements of the SEP are not met, then an appropriate stipulated penalty or other enforcement consequence must be available.

MDE made broader use of SEPs this year. Most of the administrations have included descriptions of the SEPs in their Executive Summaries. MDE will continue to use SEPs as an effective enforcement tool with a direct impact on the environment.

ARMA	4
TARSA	0
WAS	29
WMA	6
MDE Total	39

COMMITMENT TO PUBLICIZING ENFORCEMENT ACTIONS

MARYLAND CITIZENS ENTRUST MDE with the responsibility of achieving compliance with the environmental laws of the State. With that in mind, the Department has an obligation to inform the public about the State's progress in achieving compliance with applicable federal and State requirements.

Commitment to Public Information

The Department will keep the public informed of activities that contribute to our mission of protecting the environment and public health. In addition to enforcement and compliance actions, the Department will publicize projects and actions that yield beneficial environmental results through cooperative partnerships and alliances with businesses, community groups, environmental groups, and others who are interested in environmental protection.

Individual Enforcement and Compliance Actions

The Department has established a process for the review and dissemination to news media sources of significant enforcement and compliance actions. The following factors are considered:

- *Significant Threats to Public Health or Environment* -- An action taken by the Department in response to acute and/or chronic conditions which cause significant damage to the environment, or which pose significant risks to public health;
- *Significant Public Interest* -- An action taken by the Department which, for any number of reasons, creates a high level of public interest; and,
- *Significant Penalty Impacts* -- An action taken by the Department which has significant economic impacts related to fine amounts, corrective action expenditures or other costs related to the violation(s) and the resulting enforcement action.

The Department responds to requests for information on any specific case as outlined in the State Public Information Act consistent with protections that apply to ongoing enforcement actions and proprietary business information.

ENVIRONMENTAL AUDIT POLICY

THE MARYLAND DEPARTMENT OF THE ENVIRONMENT recognizes the benefit from companies that regularly evaluate their internal work processes for compliance with State environmental requirements. Equally as important as identifying violations is the reporting of such violations to MDE for proper and complete remediation and abatement. The Department encourages self-auditing as an effective environmental management technique. Companies that disclose environmental hazards to the Department, under specified requirements, may receive immunity from administrative penalties, pursuant to the Department's enforcement discretion.

This is not intended nor should it be interpreted to be a regulation as defined in Section 10-101, State Government Article. It sets forth criteria and guidelines to be used by the Department staff in settlement of enforcement cases, and does not confer any legal rights.

Statement of Guidance:

- A. The Department will not assess a civil penalty for violations of environmental requirements, which are voluntarily disclosed following an environmental audit if:
 - 1. Disclosure is made within 21 days after the information or knowledge concerning the violation is discovered;
 - 2. Action is promptly initiated to correct or eliminate the violation and all public or environmental harm caused by the violation. If the violation cannot be fully corrected within 60 days, a compliance plan must be submitted to the Department within 60 days for review. Compliance with the plan must be maintained as approved by the Department;
 - 3. The applicant agrees in writing to take steps to prevent recurrence of the violation; and
 - 4. The regulated entity fully cooperates with the Department regarding investigation of the disclosed condition.

- B. Disclosure is considered voluntary if it is not required to be made in accordance with an established environmental requirement.

- C. The relief granted in Section A is not applicable if any of the following exist:
1. The disclosure was not voluntary as described in Section B;
 2. The violation was discovered by the Department or a third party prior to disclosure by the regulated entity to the Department or the disclosure was made after commencement of a federal, State or local agency inspection, investigation or request for information;
 3. The violation was committed willfully, wantonly, intentionally, knowingly, or with gross negligence by the regulated entity making the disclosure;
 4. Action is not promptly initiated and diligently pursued to correct or eliminate the violation;
 5. Significant environmental harm or a significant public health effect was caused by the violation or is imminent due to the violation;
 6. The specific or a closely related violation has occurred within the past three years at the same facility or the violation is part of a pattern of recurrent violations. For purposes of this section, violation includes any violations of a federal, State or local environmental law identified in a judicial or administrative order, consent agreement or order, complaint, or notice of violation, conviction or plea agreement; or
 7. The disclosure is made for a fraudulent purpose.
- D. The relief provided under this guidance shall not be applicable when the Department receives formal notification from the delegating federal agency of that agency's intention to propose rescission of the Department's authority over the federal environmental program.

MDE'S ENFORCEMENT PROCESS AND DEFINITIONS

ENFORCEMENT AND COMPLIANCE PROCESS

DESCRIBING ENFORCEMENT AND COMPLIANCE activities can be difficult, and measuring those activities is a challenge. Over the last 25 years a number of separate environmental programs were developed, some under federal law and still others under State law. Each of these programs has its own terminology and rules governing the type of sanctions and when they can be used. Also, many programs have some overlap with other programs.

The development of common policies across programs is difficult. The level of flexibility that a program has varies greatly and is usually written into federal or State law. What follows is a general explanation of how enforcement works at MDE and what is expected at each level. Keep in mind that some programs may vary from this model. A diagram of the enforcement process is included on page 34. It may be helpful to refer to the diagram when reading this document.

INSPECTIONS: The first step in determining a course of action is to conduct a site inspection, audit, record review, or spot check. The purpose of such activity is to determine whether a facility is in compliance with all applicable permits, regulations and statutes. During an inspection, an inspector may conduct a visual observation of a facility's operation, review records or take samples for analysis, or any combination thereof. The results of these activities constitute the Department's findings. At the conclusion of an inspection, a written record of these findings is prepared, either at the time of the inspection or at a later date. A copy of the written record is either presented to the facility before the inspector leaves or it is mailed.

POST-INSPECTION EVALUATION: At some point, either while the inspector is on the site or at a later date, the Department reviews the inspector's findings to determine whether the facility is in compliance with applicable requirements. The need to review findings also arises through other activities, such as the periodic submittal of self-monitoring reports by permittees. If the review determines that the facility is in compliance, no further action is warranted. If the post-inspection review reveals that a violation of an applicable requirement has occurred, a determination is made concerning the seriousness of the violation. Different courses of action are recommended for significant violations versus those that

are determined to be not significant. In most situations where a violation has occurred, a report of the violation is served on the facility. This report can either be the written record of the inspection itself or a separate document.

MINOR VIOLATIONS: Sometimes a violation is discovered that is minor in nature and does not have the potential to affect human or environmental health. These may include:

- Minor excursions from prescribed numerical standards.
- Minor record keeping violations.
- First offenses that present no imminent harm or potential harm to public health or the environment.
- Minor violations that can be corrected immediately or in short order.

Minor violations should not be confused with technical violations. Technical violations are often significant. For example, technical violations involving radiation or asbestos are frequently counted as “*significant*”. An intentional falsification of self-monitoring reports is considered significant. Also, repeated minor violations or recalcitrant behavior can be elevated to the significant violation status and appropriate enforcement actions are taken.

If a violation is minor and a facility is cooperative, the inspector can request that the facility correct the violation within a specified time frame. A follow-up inspection is then conducted or other measure taken until adequate assurance exists to verify that the correction has occurred. The inspector may request that a violation be corrected prior to leaving the facility, in which case no follow-up is needed. For certain technical matters, MDE provides assistance to help facilities achieve compliance with federal and State laws. If the facility needs technical assistance to correct a minor violation, the inspector can either provide the assistance directly, or arrange to have assistance provided at a later date. If a minor violation results in a Report of Observation, or similar document, it is not reported in this report as a violation. Many documented minor violations are tracked under the category of Compliance Assistance.

Minor violations may become significant if they are a part of a reoccurring pattern. Such a violation could become serious if it remains uncorrected or is only partially corrected at the time of a follow-up inspection. Whether this occurs is left to the judgment of the inspector (and/or supervisor) considering factors such as: past compliance history, willfulness of the violation, the degree of harm or potential harm, the ability of the facility to make timely corrections and any other appropriate factor.

SIGNIFICANT VIOLATIONS: Certain violations uncovered during an inspection are considered significant on their face. Examples of significant violations are:

- Major excursions from prescribed standards.
- Offenses that pose a direct threat to public health or the environment.
- An offense that is part of a pattern of chronic, non-compliant behavior.
- An offense that requires a significant amount of time or capital to correct.
- A violation deemed significant under federal criteria.

EVALUATION OF ENFORCEMENT OPTIONS: Once a violation has been deemed significant, it generally follows that enforcement action is warranted. An evaluation of the available enforcement options is conducted to determine the most appropriate course of conduct given the particulars of the situation. Generally the options available are:

- Issue a directive
- Issue a show-cause order
- Issue a corrective order
- Enter into a consent order
- Seek judicial relief
- Make criminal referral
- Assess a penalty (can be done in conjunction with the options above)
- Or in some circumstances no action

Some programs have specific sanctions spelled out in law. The enforcement option that is pursued depends on a variety of factors and circumstances, including: whether certain actions are prescribed by State/federal delegation or enforcement agreements, the severity of the violation, the degree of harm or potential harm to public health or the environment, the willingness of the facility to correct the violation, the past compliance history of the facility and the willfulness of the act. If a penalty is thought to be warranted, there are often factors, incorporated in the statute, that must be considered as part of the decision-making process.

There are rare occasions where circumstances require the Department to decline taking further action. It may be that upon a review of the available evidence, the Department's case is found to be too weak, or is precluded by statute of limitations, or other legal defenses. It is also possible that a case is more appropriately pursued by a federal oversight agency such as the EPA. These circumstances are, however, the exception, not the rule.

COMPLIANCE ASSISTANCE

Compliance assistance is both a valuable customer service and an efficient, effective way to improve environmental safeguards. Environment Article section 1-301(d) requires this report to “*include information on the type and number of contacts or consultations with businesses concerning compliance with State environmental laws.*” This section of the report generally identifies the types of contacts MDE has with businesses to help them come into compliance.

One specific form of contact between businesses and MDE’s enforcement and compliance inspectors is counted in the programs’ performance measures charts under the category of “*compliance assistance.*” As an element of MDE’s enforcement process, an inspector renders an identifiable and countable act of compliance assistance when he or she:

- (a) Documents a specific past or current violation which the regulated entity corrects in the absence of a formal enforcement action; or
- (b) Documents a specific action or actions which the regulated entity has the option of undertaking to prevent the likelihood of potential future violations, which action or actions the regulated entity undertakes voluntarily in such manner and within such time period as deemed acceptable by MDE in the absence of a formal enforcement action.

In either (a) or (b), the MDE inspector must document the manner in which the regulated entity voluntarily achieved compliance. This definition of “compliance assistance” has the advantage of being measurable, and objectively verifiable by a third party.

Beyond the enforcement process, the concept of compliance assistance also involves MDE’s public outreach and assistance activity which helps the regulated community understand the law and assists the regulated community in complying with the law’s requirements. Although the count of these public outreach activities is not included in this report, examples of these activities include:

The MDE Customer Service Center which assists businesses that need MDE permits or approvals, to understand their responsibilities under the law and establish lines of communication between those businesses and the Department through which assistance may be sought and rendered.

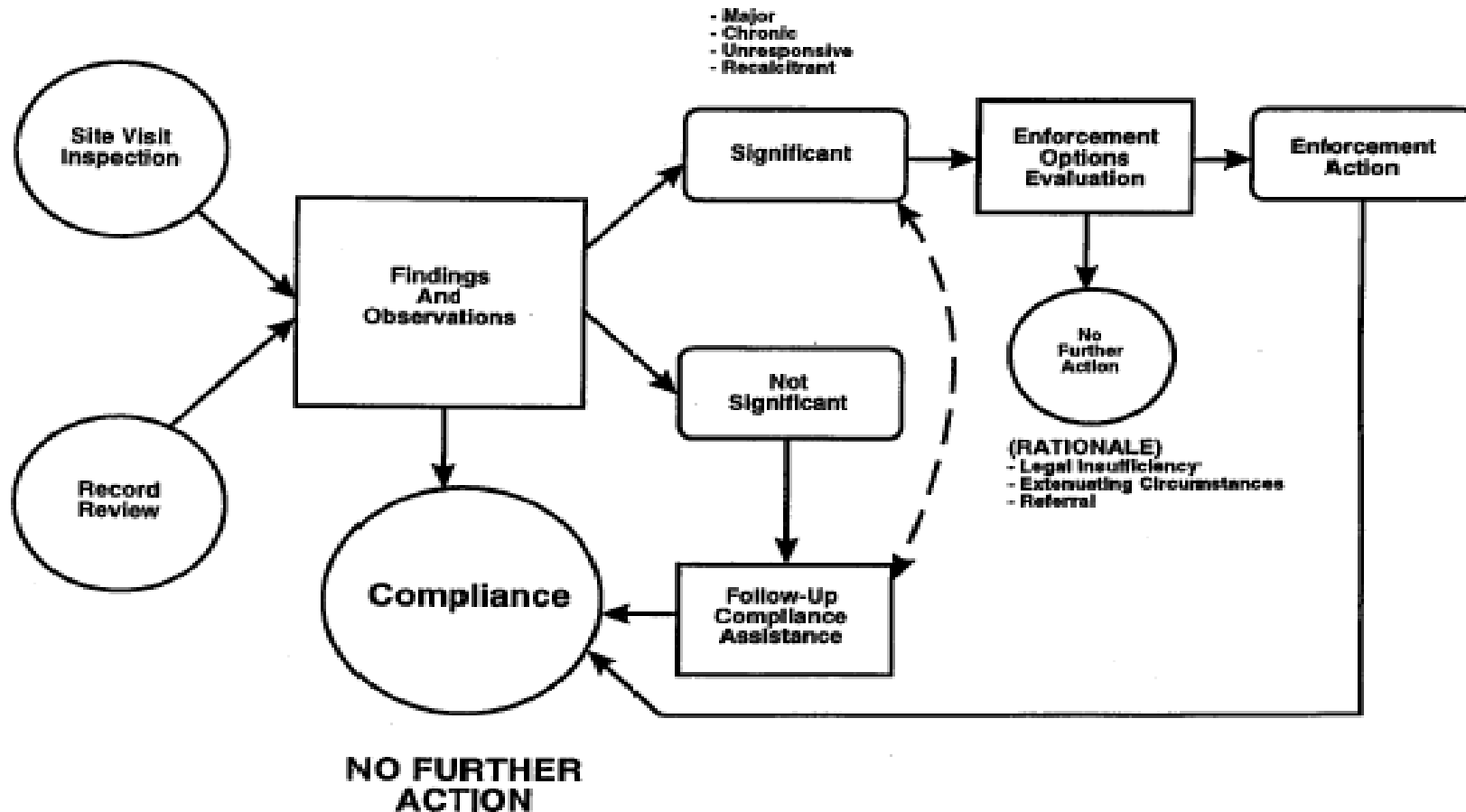
The Department operates a Small Business Assistance Program (SBAP) which helps small businesses understand and comply with Maryland’s environmental programs and regulations, and provides pollution prevention and waste minimization information to businesses, explaining how businesses can save money and reduce environmental liabilities as well as the need for permits by

changing their operations to avoid creating pollution. In the past, the SBAP has conducted site visits and workshops to dry cleaners, auto body shops, printers, and metal platers. The SBAP is developing new outreach programs to focus on small business and industry sectors that have the potential to significantly impact the environment.

The Department publishes and distributes a *Business Guide to Environmental Permits and Approvals* which provides detailed information about each of MDE's permits, such as the purpose of the permit, the permit requirements, the permit application process, the standard turnaround time, the term of certification, the permit fee, and the Department contact for further information and assistance if needed. The Department has made a number of permit applications and instructions for completing them available through the Internet at MDE's website. The Department is also working to enable businesses to submit their permit applications via the Internet. The Maryland Department of Business and Economic Development's website at www.blis.state.md.us offers permit guidance and assistance to businesses as well.

The Department partners with business organizations (such as the Maryland Dental Association) and community organizations (such as the Park Heights Citizens Planning and Housing Association) to design, offer and provide compliance assistance, education and training on environmental issues of concern to both the business and residential communities that may be impacted by specific business practices.

ENFORCEMENT PROCESS



- Major
- Chronic
- Unresponsive
- Recalcitrant

- (RATIONALE)
- Legal Insufficiency
 - Extenuating Circumstances
 - Referral

PERFORMANCE MEASURES CHART OVERVIEW AND DEFINITIONS

THE TASK OF EVALUATING the performance of the enforcement and compliance programs is difficult but not impossible. Three of MDE's administrations handle the bulk of the enforcement actions taken by the Department. For that reason we have broken down our evaluation of MDE's programs by media:

Air: This includes programs that deal with air pollution and radiation.

Waste: This includes oil control, solid and hazardous waste as well as the sewage sludge, scrap tire, lead poisoning, natural wood waste and Superfund remediation programs.

Water: This includes the drinking water, tidal and non-tidal wetlands, the NPDES program, coal and mineral mining, oil and gas exploration and production, water appropriation, waterway and floodplain construction, dam safety, stormwater management, sediment and erosion control programs.

The first step in assessing performance was the development of measures. This proved to be more difficult than anticipated because each program used different statistics to measure their performance. In an effort to gauge performance, and take a step forward to achieve consistency, the Department developed the Measures of Success program.

In 1997 the Department's first attempt was to create a consistent system of performance measurement. In that effort it was necessary to use three sets of definitions to adequately explain all of the statistics. Trying to implement 1997's system proved difficult and, as it turns out, unnecessarily complicated. The Department believes that the current format is better because it is simpler. If the reader needs more details concerning specific categories of numbers as applied to any given program, the Department stands prepared to provide that detail on a program by program basis.

CHART FORMAT

Because of the many favorable comments received in the past, the Department continues to use the same chart format as used in previous years. The advantage of this format is that all programs are reporting their numbers in a consistent manner, making the information accessible to the reader without having to refer to different definitions. Repeated use of the same format also facilitates comparison of information from one year to the next, hopefully making enforcement activity trends more apparent.

The Logic of the Chart

The purpose of this document is to report and attempt to measure the performance of MDE's enforcement effort. Each program's performance chart consistently follows the same logic and is designed to give the citizens of Maryland a common sense, plain English, accounting of the program's activity. A blank example of the chart with the lines numbered to correspond to the following definitions can be found on page 40.

1. *Permitted Sites/ Facilities and Other: Identifies the total universe of facilities over which the program has regulatory responsibility. This is a measure of the MDE or Program work load.*

Lines 2 - 9

Line 3 shows the number of new permits or permit renewals issued during the year. Line 4 accounts for the total number of permits that were in effect at fiscal year end. Lines 5 - 9 are used by those programs that have regulatory responsibility for sites and facilities and other entities that are not required to obtain a formal permit but still fall under MDE's regulatory oversight.

2. *Inspections: This is a measure of output.*

Lines 10 - 12

Lines 11 and 12 provide a count of the individual sites inspected and the total number of inspections conducted including record reviews, audits and spot check activities. It should be noted that a record review, audit, or spot check is counted the same as a full inspection for purposes of this report. Individuals familiar with these activities know that often a full inspection involves a whole set of activities including record reviews, interviews, and site visits. Because different types of inspections conducted by the various enforcement programs involve many diverse activities, the "number of

inspections, audits, and spot checks” reported here includes some activities that do not amount to full formal inspections.

Also, the reason the number of inspections is often substantially higher than the number of sites is because some sites are inspected or checked more than one time during the year depending on the degree of risk that regulated entity poses to the public. Another reason is that some individual sites are sufficiently large or diverse to warrant having different portions of the site, or pieces of equipment, inspected separately.

3. *Compliance Profile: This is a measure of the results we accomplished.*

Lines 13 – 16a

The Compliance profile portion of the chart is a snapshot of the overall compliance status of the facilities inspected during the fiscal year. Please note line 16a in the report, the new enforcement “inspection coverage rate” measure. It is numbered “16a” so that any comparisons to line numbers in previous years’ reports may remain the same. The “inspection coverage rate” is defined as the ratio of sites inspected divided by the total number of sites or regulated entities in that program’s universe. It is understood that “sites” may include other than a single physical location since many programs have regulatory oversight responsibility for things other than facilities. Line 14 identifies how many of the inspected sites were found with significant violations, providing a key element used to determine the overall compliance rates shown on lines 15 and 16. If a site was found to have a significant violation it was counted as being out of compliance, even if the site was brought back into compliance later in the year. These percentages, along with the number of compliance assistance actions rendered, reflect some measure of how responsive the regulated community is to the Department’s enforcement efforts.

4. *Significant Violations: This is a measure of what we found.*

Lines 17 – 21

Lines 18 through 21 record the total number and nature of the significant violations the program identified during the Fiscal Year. Line 18 indicates how many significant violations resulted in an environmental or health impact. Line 19 counts how many significant violations were technical/preventative in nature. The distinction here is based on evidence or proof that the Department must present to establish the violation in a contested case. Cases which require proof of actual physical damage to the environment or a human being, such as samples, photographs, or direct observations of a discharge are counted as having an environmental or health impact. Cases in which documentary evidence such as falsified discharge monitoring reports, lack of permits, or failure to maintain records are counted as

technical/preventative on line 19. It is a mistake to infer that only environmental/health violations are significant and technical/preventive are not significant. Either can be considered significant or non-significant depending on the circumstances of the violations. The distinction between physical and technical violations is made to avoid the misperception that all violations involve pollution. This report reveals that a substantial amount of effort goes into enforcing the many technical requirements of the law.

The specific definition of what constitutes a **significant** violation ultimately rests with the individual programs that have unique statutory and regulatory threshold requirements. The Department's general definition of a significant violation is any violation that requires the Department to take some form of remedial or enforcement action to bring the facility into compliance. Consequently, the Department is under a self-imposed obligation to account for how it handles each and every significant violation.

Line 20 accounts for the number of significant violations carried over from last year. Thus, adding lines 18 through 20, gives the total number of significant violations (line 21) the program attempted to resolve during the fiscal year.

5. *Disposition of Significant Violations: What did the Department do with them?*

Lines 22 - 24

Lines 23 and 24 answer the question of how many enforcement responses were concluded for significant violations in the fiscal year and how many are going to be carried over to next year. Resolved means that (1) an enforcement action or compliance assistance has been taken, and (2) the violator either has completed any required corrective action or has an executed agreement to take the corrective action and has begun bringing the site back into compliance.

An ongoing enforcement response is one that is still in process and the site or violator has not taken adequate steps to correct the violation. Cases remain ongoing if the violator does not respond to the Department's initial violation notification; hearings have been scheduled and not yet held, or; the hearing is complete and the violator has chosen to appeal the order. Simply put, the "ongoing" enforcement responses are those not yet finished.

6. *Enforcement Actions and Penalties: What are the tools we can use to bring about compliance assurance?*

Lines 25 – 33

The Department has a number of different enforcement tools that can be used to achieve compliance. Line 26 captures how often the program used

compliance assistance. Compliance assistance is rendered when written documentation states that the correction has been made or commenced. This tool allows MDE to bring facilities into compliance without the necessity of resorting to formal enforcement actions. It is often implemented in less time and may reduce the environmental consequences of the violation. This number does not necessarily correspond to the number of significant violations found because potential problems, which have not yet become violations, when corrected and documented, are counted as compliance assistance.

Lines 27 through 29 cover specific types of enforcement actions that are required to be reported under Environment Article Section 1-301(d).

Line 30 is the number of penalty actions and other enforcement actions not specifically designated above. These actions are primarily penalty actions, but they also include various forms of remedial requirements that do not fit the descriptions of the actions named in the statute.

Line 31 records how often the program referred a matter to the Environmental Crimes Unit of the Attorney General's Office for possible criminal prosecution. These are not counted as resolved until there is a completed criminal case or the Crimes Unit has declined to take a criminal action, returned the case to the program and the program has taken an alternative form of enforcement.

Line 33 discloses the amount of administrative or civil penalties obtained. This means monies collected during the fiscal year. The penalties recorded here may have been imposed in prior years but are collected in whole or in part during the reporting year.

EXAMPLE – PERFORMANCE MEASURES CHART

1	
2	<u>PERMITTED SITES/FACILITIES</u>
3	Number of Permits/Licenses issued
4	Number of Permits/Licenses in effect at Fiscal Year End
5	<u>OTHER REGULATED SITES/FACILITIES</u>
6	(other sites)
7	(other sites)
8	(other sites)
9	(other sites)
10	<u>INSPECTIONS</u>
11	Number of Sites Inspected
12	Number of Inspections, Audits, Spot Checks
13	<u>COMPLIANCE PROFILE:</u>
14	Number of Inspected Sites/Facilities with Significant Violations
15	% of Inspected Sites/Facilities in Significant Compliance
16	% of Inspected Sites/Facilities with Significant Violations
16a	Inspection coverage Rate
17	<u>SIGNIFICANT VIOLATIONS</u>
18	Number of Significant Violations involving Environmental or Health Impact
19	Number of Significant Violations based on Technical/Preventative Deficiencies
20	Number of Significant Violations carried over awaiting disposition from Previous Fiscal year
21	Total
22	<u>DISPOSITION OF SIGNIFICANT VIOLATIONS</u>
23	Resolved
24	Ongoing
25	<u>ENFORCEMENT ACTIONS</u>
26	Number of Compliance Assistance rendered
27	Number of Show Cause, Remedial, Corrective Actions Issued
28	Number of Stop Work Orders
29	Number of Injunctions Obtained
30	Number of Penalty and Other Enforcement Actions
31	Number of referrals to Attorney General for possible Criminal Action
32	<u>PENALTIES</u>
33	Amount of Administrative or Civil Penalties obtained

ENVIRONMENT ARTICLE

§1-301(d) Report on Enforcement Activities.

(1) (i) On or before October 1 of each year, the Secretary, in consultation with the Attorney General, shall submit to the Legislative Policy Committee, in accordance with §1-246 of the State Government Article, a report on enforcement activities conducted by the Department during the previous fiscal year.

(ii) The report shall:

1. Include the information required under this subsection and any additional information concerning environmental enforcement that the Secretary decides to provide;

2. Be available to the public as soon as it is forwarded to the Legislative Policy Committee;

3. Include information on the total number of permits and licenses issued by or filed with the Department at any time and still in effect as of the last date of the fiscal year immediately preceding the date on which the report is filed;

4. Include information concerning specific enforcement actions taken with respect to the permits and licenses during the immediately preceding fiscal year; and

5. Include information on the type and number of contacts or consultations with businesses concerning compliance with State environmental laws.

(iii) The information required in the report under paragraph (3) of this subsection shall be organized according to each program specified.

(2) The report shall state the total amount of money as a result of enforcement actions, as of the end of the immediately preceding fiscal year:

(i) Deposited in the Maryland Clean Air Fund;

(ii) Deposited in the Maryland Oil Disaster Containment, Clean-up and Contingency Fund;

(iii) Deposited in the Nontidal Wetland Compensation Fund;

(iv) Deposited in the Maryland Hazardous Substance Control Fund;

(v) Recovered by the Department from responsible parties in accordance with §7-221 of this article;

(vi) Deposited in the Sewage Sludge Utilization Fund; and

(vii) Deposited in the Maryland Clean Water Fund.

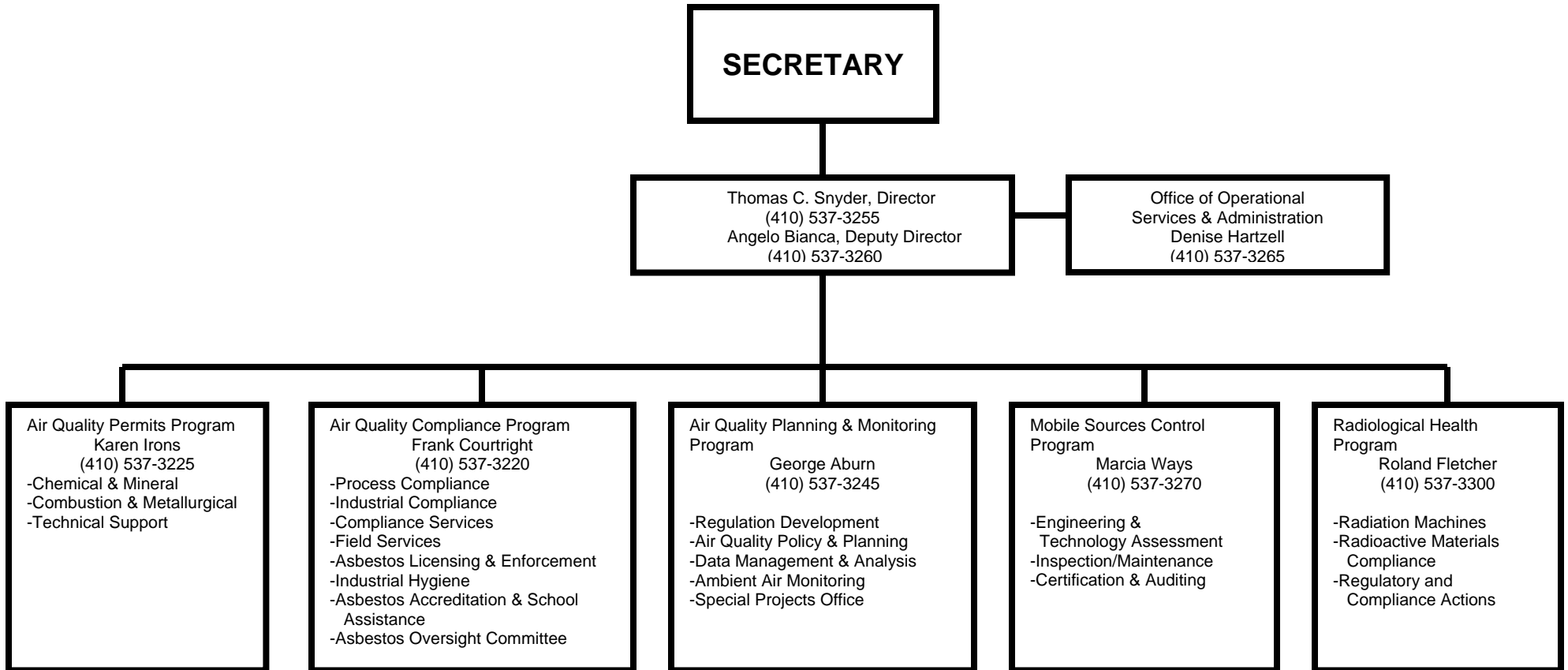
(3)(i) The report shall include the information specified in subparagraphs (ii), (iii), (iv), and (v) of this paragraph for each of the following programs in the Department:

1. Ambient air quality control under Title 2, Subtitle 4 of this article;
 2. Oil pollution under Title 4, Subtitle 4 of this article;
 3. Nontidal wetlands under Title 5, Subtitle 9 of this article;
 4. Asbestos under Title 6, Subtitle 4 of this article;
 5. Lead paint under Title 6, Subtitle 8 of this article;
 6. Controlled hazardous substances under Title 7, Subtitle 2 of this article;
 7. Water supply, sewerage systems, and refuse disposal systems under Title 9, Subtitle 2 of this article;
 8. Water discharges under Title 9, Subtitle 3 of this article;
 9. Drinking water under Title 9, Subtitle 4 of this article; and
 10. Wetlands under Title 16, Subtitle 2 of this article.
- (ii) For each of the programs set forth in subparagraph (i) of this paragraph, the Department shall provide the total number or amount of:
1. Final permits or licenses issued to a person or facility, as appropriate, and not surrendered, suspended or revoked;
 2. Inspections, audits, or spot checks performed at facilities permitted;
 3. Injunctions obtained;
 4. Show cause, remedial, and corrective action orders issued;
 5. Stop work orders;
 6. Administrative or civil penalties obtained;
 7. Criminal actions charged, convictions obtained, imprisonment time ordered, and criminal fines received; and
 8. Any other actions taken by the Department to enforce the requirements of the applicable environmental program, including:
 - A. Notices of the removal or encapsulation of asbestos under §6-414.1 of this article; and
 - B. Actions enforcing user charges against industrial users under §9-341 of this article.
- (iii) In addition to the information required in subparagraph (ii) of this paragraph, for the Lead Paint Program under Title 6, Subtitle 8 of this article, the report shall include the total number or amount of:
1. Affected properties registered; and
 2. Inspectors or other persons accredited by the Department, for whom accreditation has not been surrendered, suspended, or revoked.
- (iv) In addition to the information required in subparagraph (ii) of this paragraph, for the Controlled Hazardous Substances Program under Title 7, Subtitle 2 of this article, the report shall include the following lists, updated to reflect the most recent information available for the immediately preceding fiscal year:
1. Possible controlled hazardous substance sites compiled in accordance with §7-223 (a) of this article.
 2. Proposed sites listed in accordance with §7-223 (c) of this article at which the Department intends to conduct preliminary site assessments; and
 3. Hazardous waste sites in the disposal site registry compiled in accordance with §7-223 (f) of this article;
- (v) In addition to the information required in subparagraph (ii) of this paragraph, for the Drinking Water Program, the report shall include the total number of:
1. Actions to prevent public water system contamination or to respond to a Safe Drinking Water Act emergency under §§9-405 and 9-406 of this article; and
 2. Notices given to the public by public water systems under §9-410 of this article.



**AIR AND RADIATION MANAGEMENT
ADMINISTRATION**

AIR AND RADIATION MANAGEMENT ADMINISTRATION



Ambient Air Quality Control

PURPOSE

There are over 11,000 stationary sources of air emissions registered in Maryland. The Air Quality Compliance Program is responsible for ensuring that these sources comply with applicable air pollution control requirements. Approximately 200 of these sources emit more than 95% of all the pollutants emitted from stationary sources. These 200 high-emitting sources and an additional 400 or so priority sources receive a high level of scrutiny. The additional priority sources are selected due to concerns regarding potential emissions, toxic air pollutant emissions, potential for nuisance impact, impact on the general welfare, or are considered to have the potential for significant risk to public health or the environment. Combined, this group of about 600 sources includes facilities such as large industrial operations, paper mills, asphalt plants and incinerators. This group varies slightly in number from year to year due to sources reducing emissions or using less toxic materials to the point where they are no longer considered priority sources and thus do not demand close scrutiny. The remainder of the 11,000 sources are generally smaller in terms of their emissions or their impacts and are considered to be of lesser risk to public health or the environment. Examples of these smaller sources include dry cleaning operations, charbroilers, small boilers, paint spray booths, and degreasing machines. For this reason, performance measures information is presented in two categories, *High Impact Air Emission Facilities* and *Low Impact Air Emission Facilities*.

AUTHORITY

FEDERAL: Clean Air Act, Title I, Section 110

STATE: Environment Article, Title 2; COMAR 26.11

PROCESS

In inspecting facilities, a major focus is given to those approximately 600 sources described above that are considered a potential significant risk to public health or the environment. Often, multiple inspections are performed at these sources over the course of a year. Inspections are both announced and unannounced, depending on the nature and purpose of the inspection. Attention is given to smaller, lower risk sources through special initiatives that may focus on inspecting all sources within a particular source category, spot-checks of a percentage of sources in a category where the category contains a large number of small sources, and the education of trade groups and equipment operators and owners.

CONTRIBUTES TO MANAGING FOR RESULTS

Goal #5: Ensuring the Air is Safe to Breathe.

SUCCESSSES / CHALLENGES

Ensuring compliance at high impact sources continues to consume a large portion of the Air Quality Compliance Program's resources. At the same time, it is important to address smaller sources because of their potential cumulative impact. The Department reassigned personnel to add additional inspector resources to the Program, providing the opportunity this year to conduct more inspections than in previous years at both small and large

sources. This is reflected in a 20% increase in inspections at High Impact sources and a 24% increase at Low Impact sources. There was also an increase in enforcement actions and penalties collected this year.

The Air Program continues to pursue the use of Supplemental Environmental Projects (SEP) in the settlement of enforcement actions where appropriate. A SEP is an environmental or public health related project implemented by a facility in lieu of a portion of a penalty payment to settle an enforcement action. This year the Air Program negotiated a number of SEPs as a part of settlements including natural habitat remediation, optimizing boiler operation at a local school, and contribution to an asthma foundation.

Low impact facilities continue to be an area where limited resources allow only a small percentage of sources to be inspected. In this arena, the Air Program continues to focus on Stage II vapor recovery systems at gas stations, as well as dry cleaners. There are about 1700 gas stations subject to Stage II requirements to limit emissions of volatile organic compounds, a ground-level ozone precursor. There continues to be a higher level of non-compliance at these facilities, primarily in the record keeping and reporting requirements. The Air Program is also focusing on ensuring compliance with federal air toxics requirements at dry cleaners. Again, there is a higher level of non-compliance, primarily with record keeping requirements.

For the low-impact facilities, increased inspections, as discussed above, with follow-up enforcement action where warranted, has been initiated in this fiscal year. It is hoped that this enforcement initiative will help move these facilities to a higher compliance rate in the future. Additionally, using federal grant dollars, an initiative has been established to hire contractual inspectors to conduct air quality inspections at small sources (gas stations, drycleaners, paint spray booths, small printers) in targeted Environmental Justice areas. This should also help improve the compliance rate for these sources. The increased inspections also led to an increase in compliance assistance rendered.

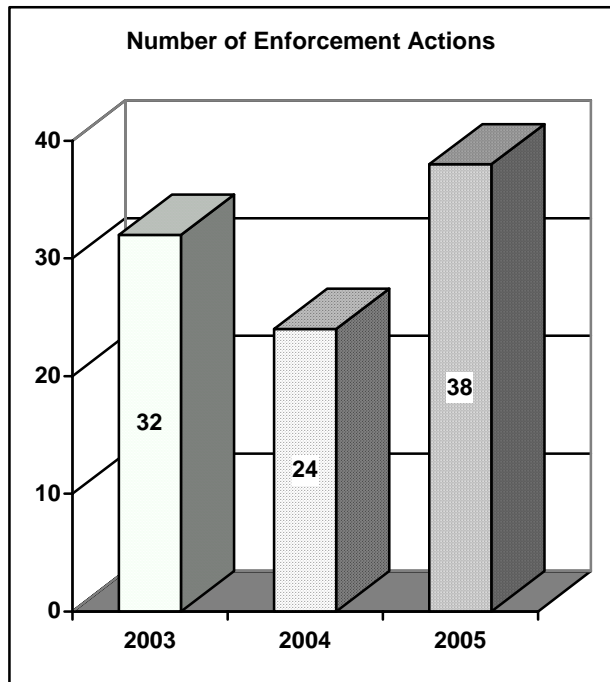
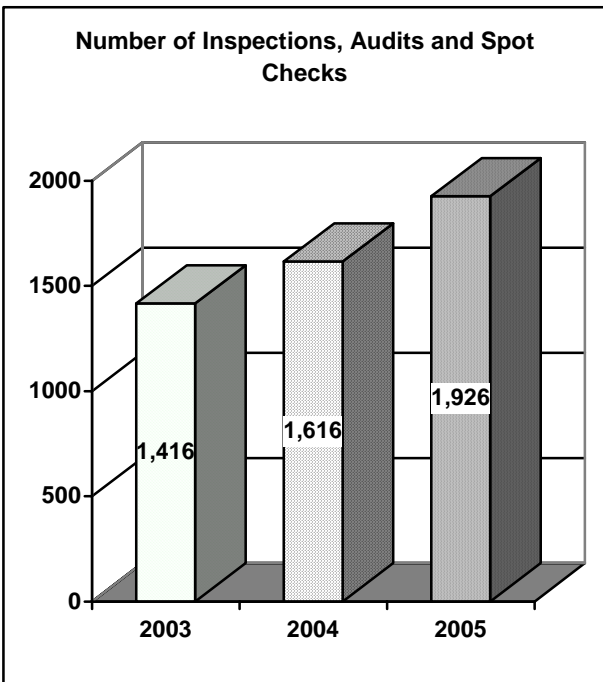
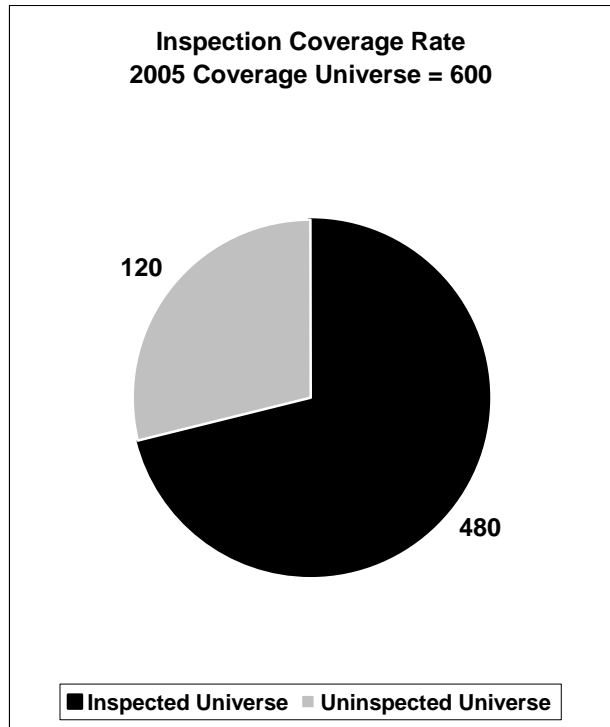
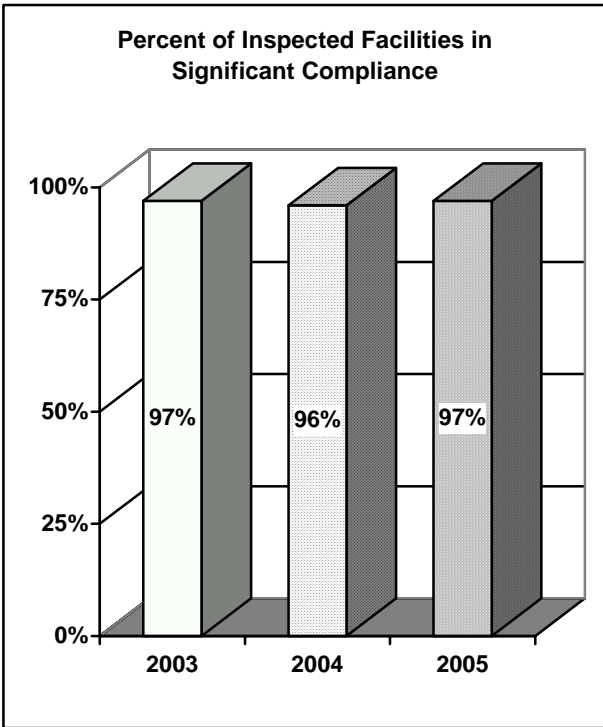
This page intentionally left blank.

Ambient Air Quality Control High Impact Facilities

	2005 Totals
<u>PERMITTED SITES/FACILITIES</u>	600
No. of Permits/Registrations issued	333
No. of Permits/Registrations in effect at FY end	3,639
<u>OTHER REGULATED SITES/FACILITIES</u>	
None	N/A
<u>INSPECTIONS</u>	
No. of Sites Inspected	480
No. of Inspections, Audits, Spot checks	1,926
<u>COMPLIANCE PROFILE</u>	
No. of Inspected Sites/Facilities with Significant Violations	14
% of Inspected Sites/Facilities in Significant Compliance	97%
% of Inspected Sites/Facilities with Significant Violations	3%
Inspection Coverage Rate*	80%
<u>SIGNIFICANT VIOLATIONS</u>	
No. of Significant Violations involving Environmental/Health Impact	15
No. of Significant Violations based on Technical/Preventative Deficiencies	8
No. of Significant Violations carried over from previous FY	27
Total	50
<u>DISPOSITION OF SIGNIFICANT VIOLATIONS</u>	
Resolved	29
Ongoing	21
<u>ENFORCEMENT ACTIONS</u>	
No. of Compliance Assistance rendered	94
No. of Show Cause, Remedial, Corrective Actions Issued	2
No. of Stop Work Orders	0
No. of Injunctions Obtained	0
No. of Penalty & Other Enforcement Actions	36
No. of Referrals to Attorney General for possible Criminal Action	0
<u>PENALTIES</u>	
Amount of Administrative or Civil Penalties obtained	\$313,000

*Coverage rate is computed as the number of sites inspected divided by the total number of permitted sites/facilities.

Ambient Air Quality Control High Impact Facilities

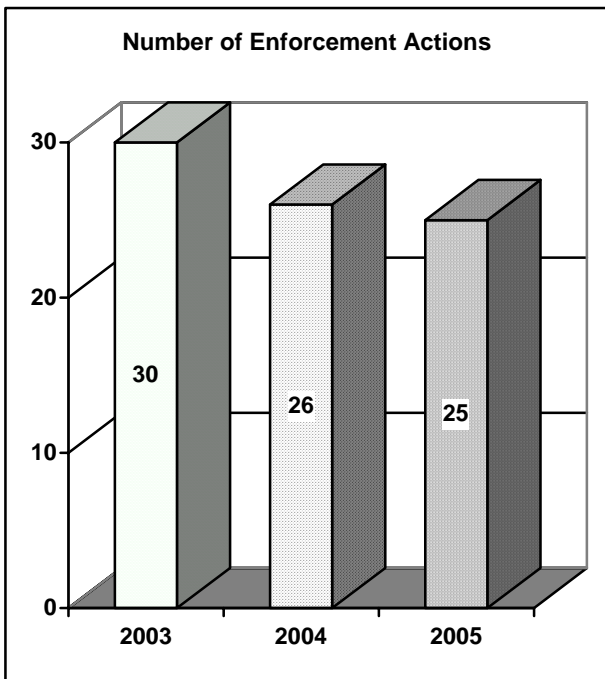
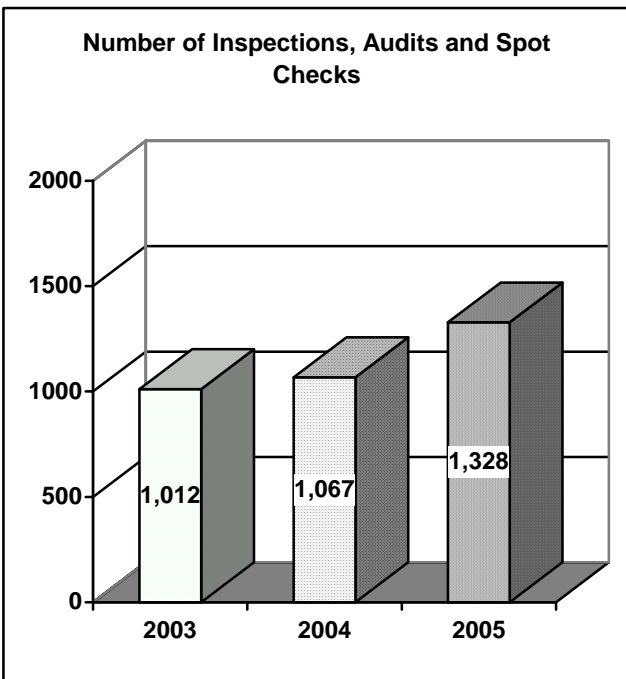
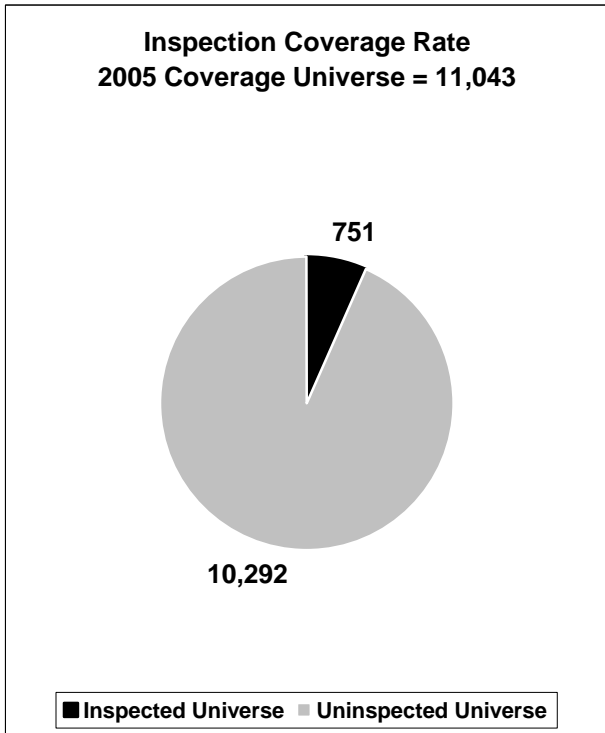
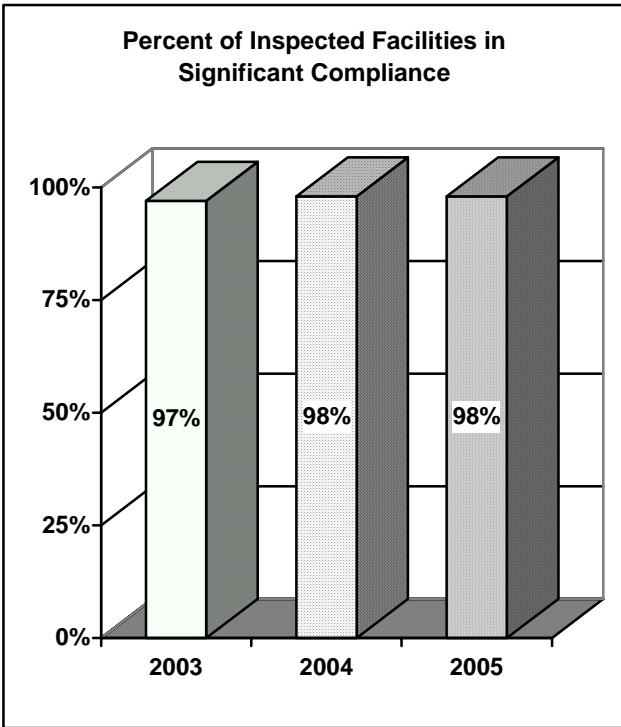


Ambient Air Quality Control Low Impact Facilities

	2005 Totals
<u>PERMITTED SITES/FACILITIES</u>	11,043
No. of Permits/Registrations issued	1,007
No. of Permits/Registrations in effect at FY end	18,304
<u>OTHER REGULATED SITES/FACILITIES</u>	
None	N/A
<u>INSPECTIONS</u>	
No. of Sites Inspected	751
No. of Inspections, Audits, Spot checks	1,328
<u>COMPLIANCE PROFILE</u>	
No. of Inspected Sites/Facilities with Significant Violations	13
% of Inspected Sites/Facilities in Significant Compliance	98%
% of Inspected Sites/Facilities with Significant Violations	2%
Inspection Coverage Rate*	7%
<u>SIGNIFICANT VIOLATIONS</u>	
No. of Significant Violations involving Environmental/Health Impact	0
No. of Significant Violations based on Technical/Preventative Deficiencies	13
No. of Significant Violations carried over from previous FY	2
Total	15
<u>DISPOSITION OF SIGNIFICANT VIOLATIONS</u>	
Resolved	1
Ongoing	14
<u>ENFORCEMENT ACTIONS</u>	
No. of Compliance Assistance rendered	305
No. of Show Cause, Remedial, Corrective Actions Issued	11
No. of Stop Work Orders	0
No. of Injunctions Obtained	0
No. of Penalty & Other Enforcement Actions	14
No. of Referrals to Attorney General for possible Criminal Action	0
<u>PENALTIES</u>	
Amount of Administrative or Civil Penalties obtained	\$12,500

*Coverage rate is computed as the number of sites inspected divided by the total number of permitted sites/facilities.

Ambient Air Quality Control Low Impact Facilities



Air Quality Complaints

PURPOSE

In addition to the approximately 11,000 registered or permitted sources of air emissions in Maryland, there are numerous potential sources of air pollution that are not required to be registered or permitted by the Department. Examples include some composting operations, construction sites, open burning activities, hot-tar roofing operations, material storage piles, welding and burning activities, and certain portable operations of short duration. These sites or activities can create nuisance conditions such as odors or fugitive dust. The Air Pollution Complaints Program responds to complaints regarding nuisance odors and dust from both permitted and non-permitted operations. After investigation, some complaints reveal no basis for potential harm to environment or public health, but will be addressed to reduce nuisance conditions to neighbors or communities.

AUTHORITY

STATE: Environment Article, Title 2; COMAR 26.11

PROCESS

Complaints are addressed in a number of ways. A complaint situation may be of sufficient severity to warrant an immediate site visit. Complaints arising from severe nuisance situations generally result in the Department receiving multiple and separate complaints for a single situation. A complaint situation can also be a sporadic occurrence, which may lead to increased surveillance of a site in an attempt to verify the existence of a problem, which could then generate a need to conduct a formal inspection. Some complaints, particularly where only an explanation of what is allowed is needed, can be resolved through phone contact or letters. If the complaint investigation reveals a violation at a permitted site, the violation and subsequent enforcement action is counted under the ambient air quality control program's performance measures chart.

Only those violations that occur at non-permitted sites are counted here. Most violations in this category are related to open burning activities or the creation of off-site nuisances caused by odors or dust from sites. Violations such as these rarely result in actual harm, but have the potential to cause harm to the environment or public health, and on this basis are included in this report. Nearly all violations in this program are resolved without the need to take enforcement action, as they generally relate to short-lived activities, are quickly corrected (often at the time of inspection), do not reoccur, and result in no actual harm to public health or the environment.

CONTRIBUTES TO MANAGING FOR RESULTS

Goal #5: Ensuring the Air is Safe to Breathe.

SUCSESSES / CHALLENGES

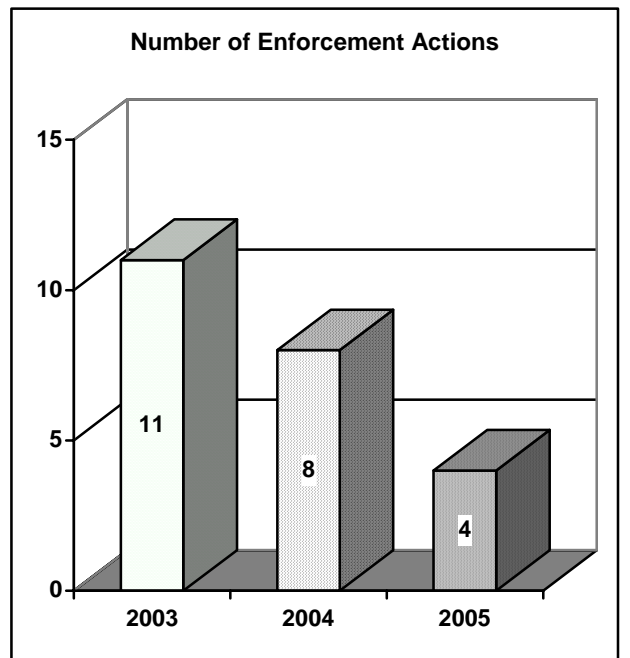
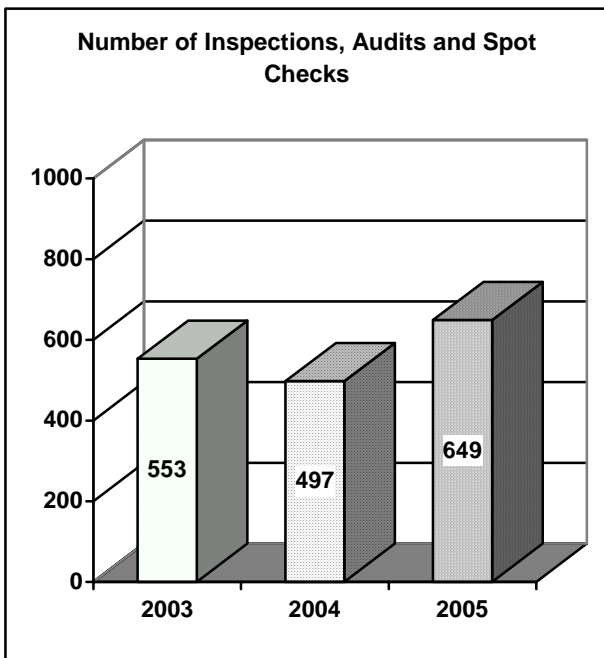
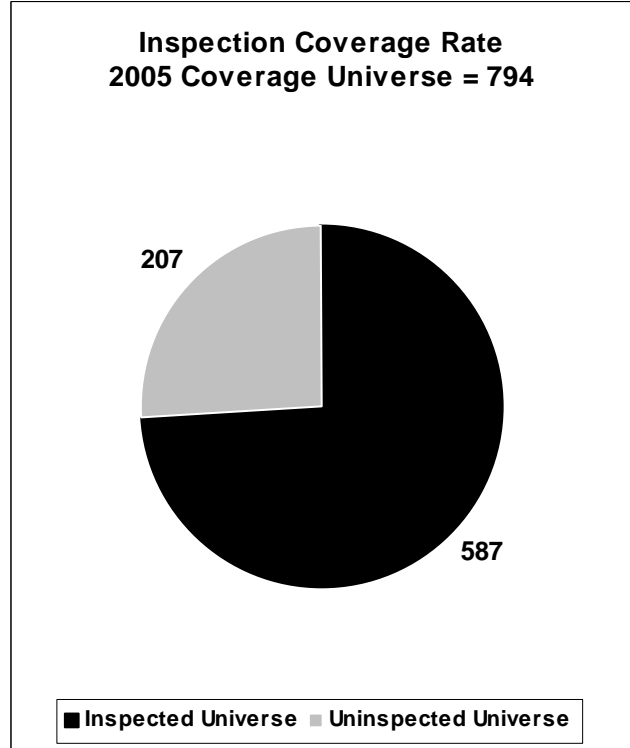
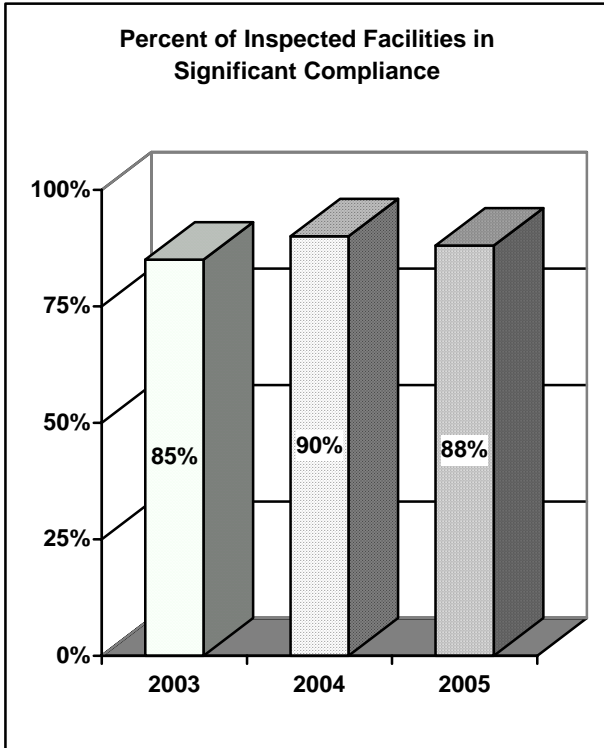
About 800 air quality complaints were received in fiscal year 2005, up by about 100 over 2004. The Air Program responds quickly to all complaints by telephone, prioritizing those that actually receive a field inspection. This year 74% of complaints received by the Air Program were followed up with an on-site inspection, up from 66% last year. Some complaint situations needed multiple follow-up inspections to address the concerns of the complainants and to ensure compliance with air quality requirements. Based on their nature, fewer complaints needed follow-up enforcement action to achieve compliance this year, resulting in fewer enforcement actions and lower penalties collected.

Air Quality Complaints

	2005 Totals
<u>PERMITTED SITES/FACILITIES</u>	
No. of Permits/Registrations issued	N/A
No. of Permits/Registrations in effect at FY end	N/A
<u>OTHER REGULATED SITES/FACILITIES</u>	
Complaints received at all sites	794
Complaints received at unregistered/unpermitted sites	469
<u>INSPECTIONS</u>	
No. of Sites Inspected	356
No. of Inspections, Audits, Spot checks	649
No. of Initial Complaint Inspections at all sites	587
<u>COMPLIANCE PROFILE</u>	
No. of Inspected Sites/Facilities with Significant Violations	43
% of Inspected Sites/Facilities in Significant Compliance	88%
% of Inspected Sites/Facilities with Significant Violations	12%
Inspection Coverage Rate*	74%
<u>SIGNIFICANT VIOLATIONS</u>	
No. of Significant Violations involving Environmental/Health Impact	47
No. of Significant Violations based on Technical/Preventative Deficiencies	5
No. of Significant Violations carried over from previous FY	1
Total	53
<u>DISPOSITION OF SIGNIFICANT VIOLATIONS</u>	
Resolved	50
Ongoing	3
<u>ENFORCEMENT ACTIONS</u>	
No. of Compliance Assistance rendered	53
No. of Show Cause, Remedial, Corrective Actions Issued	0
No. of Stop Work Orders	0
No. of Injunctions Obtained	0
No. of Penalty & Other Enforcement Actions	4
No. of Referrals to Attorney General for possible Criminal Action	1
<u>PENALTIES</u>	
Amount of Administrative or Civil Penalties obtained	\$2,500

*Coverage rate is computed as the number of initial complaint inspections at all sites divided by the number of complaints received at all sites.

Air Quality Complaints



Asbestos

PURPOSE

The Asbestos and Industrial Hygiene Program manages the licensing of asbestos removal contractors and oversees their efforts when removing or encapsulating asbestos to assure that asbestos is handled in a manner that is protective of human health. Any project that involves demolition or the removal of more than 240 linear feet or more than 160 square feet of asbestos-containing material is subject to federal safety standards under EPA's National Emission Standards for Hazardous Air Pollutants (NESHAP) program. All projects are subject to additional requirements under state laws and regulations. Projects can range from something as small as a single pipe wrapping to a major removal project at a power plant or similarly large facility.

AUTHORITY

FEDERAL: Clean Air Act, Title 1, Section 112

STATE: Environment Article, Title 6, Subtitle 4; COMAR 26.11

PROCESS

Removing or encapsulating asbestos is required to be done by a contractor licensed by MDE for such purposes. The contractor is required to notify the Department of the location of the activity and the approximate amount of asbestos-containing material to be removed or encapsulated prior to undertaking the work. From the information contained in the notification, the Department will determine whether the project is required to meet federal safety standards. Approximately 25% to 30% of all asbestos projects undertaken are subject to federal program requirements. Projects subject to such requirements are considered a priority and an inspection will generally take place. Priority is also given to inspecting contractors with poor performance records, projects in close proximity to other priority projects (for inspection efficiency) and projects for which complaints have been lodged. The focus of an inspection is on determining whether a contractor is adhering to strict safety standards designed to protect workers and the public from exposure to asbestos. Because there is no safe level of exposure to asbestos, almost any violation is considered significant.

CONTRIBUTES TO MANAGING FOR RESULTS

Goal #5: Ensuring Air is Safe to Breathe

SUCCESSSES / CHALLENGES

Contractors intending to abate asbestos are required to notify MDE. MDE inspects as many of these projects as possible, generally focusing on the more substantial projects. In FY 2005, the Program inspected 29% of sites that provided notification to MDE vs. 26% in FY 2004. This increase is attributed to a slight decline in the number of asbestos notifications while the number of inspectors has stayed the same. The number of notifications received in FY 05 was 3,273, which was a slight decrease compared to FY 04 in which 3,529 notifications were received.

INSPECTION COVERAGE RATE

The inspection coverage rate is computed as the number of sites inspected divided by the number of notifications received. Note that the program receives notifications for any amount of asbestos that is disturbed. This will include notifications for one to two feet of removal in which the project will last for maybe two hours, to notification for thousands of linear and square feet, in which the project may last up to twelve months. State law governs the notification process for small projects, and requires only that the contractor notify the Department before the project begins. The larger projects are governed by federal requirements, and the contractor is required to notify at least ten days prior to beginning the project. It is more likely that an inspection will take place at a site where removal will last a day or more. The Program is required by state law to annually inspect at least one asbestos removal project by each contractor. The Program meets this requirement.

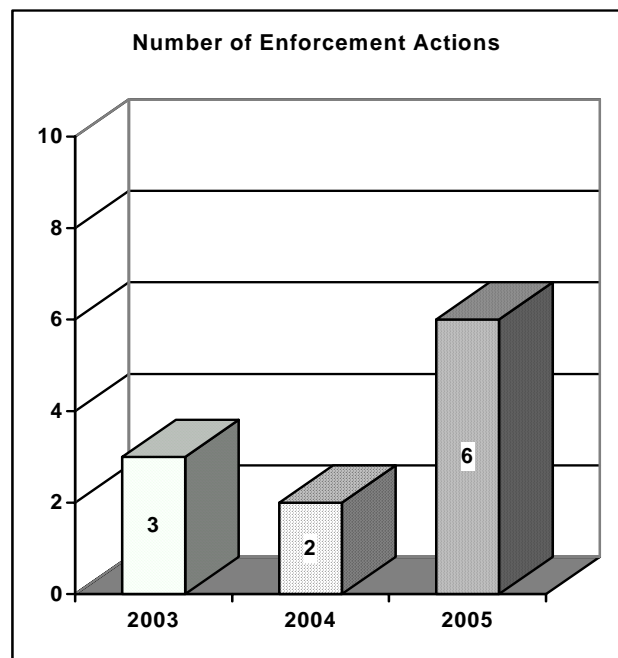
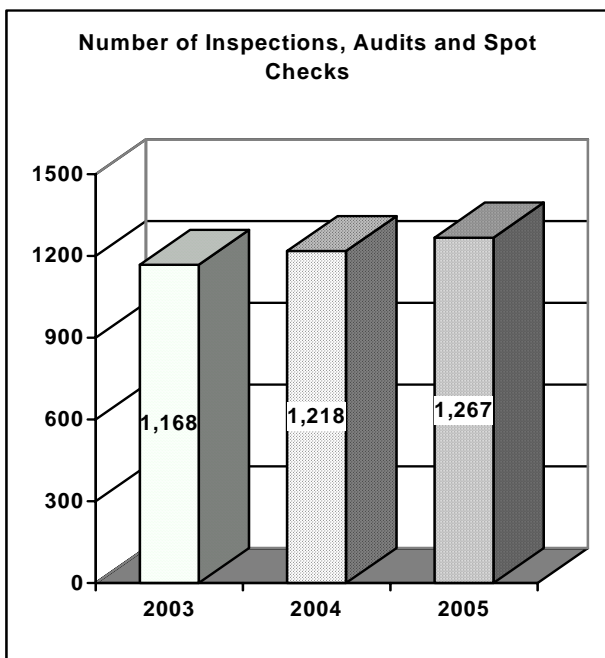
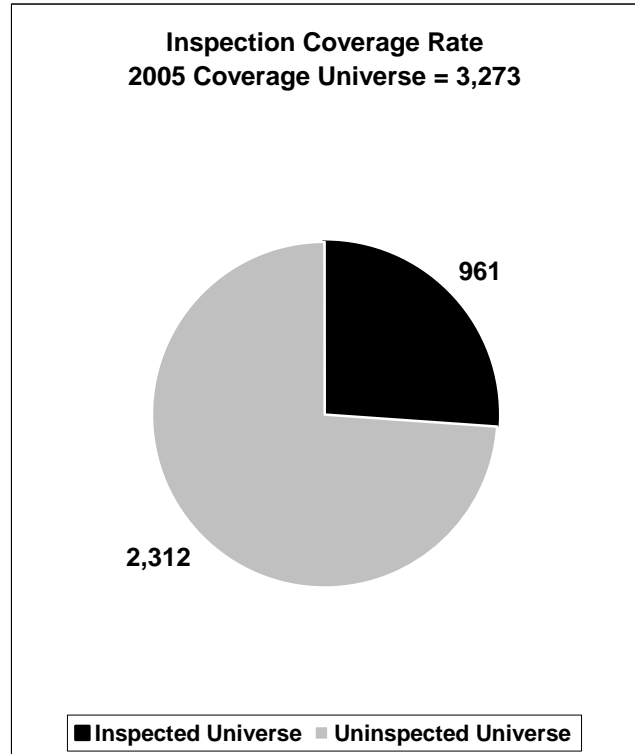
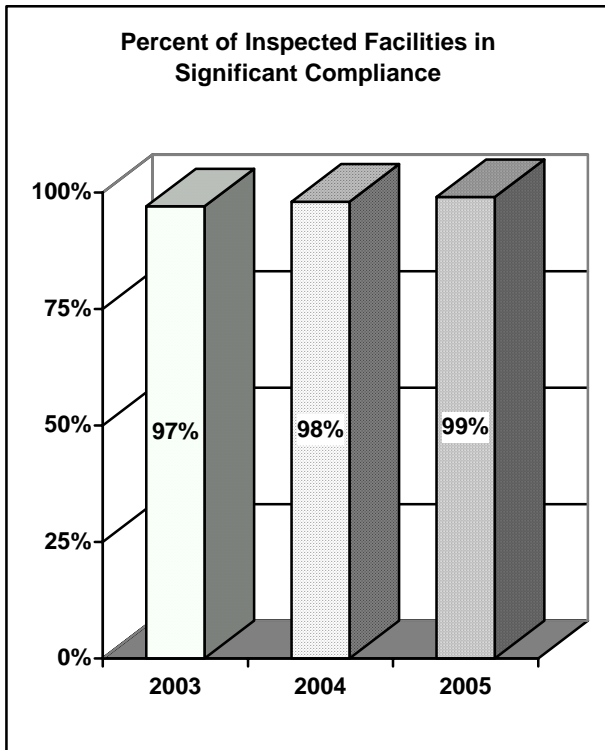
Asbestos

	2005 Totals
<u>PERMITTED SITES/FACILITIES</u>	
Number of Permits/Licenses issued *	143
Number of Permits/Licenses in effect at Fiscal Year End	136
<u>OTHER REGULATED SITES/FACILITIES</u>	
Number of asbestos removal notifications received	3,273
<u>INSPECTIONS</u>	
Number of Sites inspected	961
Number of Inspections, Audits, Spot Checks	1,267
<u>COMPLIANCE PROFILE:</u>	
Number of Inspected Sites/Facilities with Significant Violations	4
% of Inspected Sites/Facilities in Significant Compliance	99%
% of Inspected Sites/Facilities with Significant Violations	1%
Inspection Coverage Rate **	29%
<u>SIGNIFICANT VIOLATIONS</u>	
Number of Significant Violations involving Environmental or Health Impact	17
Number of Significant Violations based on Technical/Preventative Deficiencies	22
Number of Significant Violations carried over awaiting disposition from Previous Fiscal year	49
Total	88
<u>DISPOSITION OF SIGNIFICANT VIOLATIONS</u>	
Resolved	43
Ongoing	45
<u>ENFORCEMENT ACTIONS</u>	
Number of Compliance Assistance rendered	81
Number of Show Cause, Remedial, Corrective Actions issued	1
Number of Stop Work Orders	0
Number of Injunctions obtained	0
Number of Penalty and Other Enforcement Actions	5
Number of Referrals to Attorney General for possible Criminal Action	0
<u>PENALTIES</u>	
Amount of Administrative or Civil Penalties obtained	\$75,000

* Number of contractor licenses issued in FY

** Coverage rate is computed as the number of sites inspected divided by the number of asbestos removal notifications received.

Asbestos





Radiological Health Program (RHP)

Radiation Machines Division

PURPOSE

The RHP's Radiation Machines Division (RMD) mission is to regulate man-made electronic sources of radiation so as to minimize the amount of unnecessary radiation exposure received by the general public. These electronic radiation sources include dental and veterinary x-ray machines, mammography (breast imaging) machines, diagnostic and therapeutic/treatment radiation machines and electronic radiation devices such as accelerators, cyclotrons and other high energy machines used in medicine, research or industry.

State regulations, which derive in part from U. S. Department of Health and Human Services (DHHS) Food and Drug Administration (FDA) statutory requirements, require that all radiation exposures be "As Low As Reasonably Achievable" (ALARA). Such a requirement is necessary since excess radiation exposure can cause adverse health effects. Radiation protection is based on evidence that receiving numerous small exposures over time may have as detrimental an effect as receiving a single large exposure all at once since the radiation dose is cumulative. Although the medical benefits of diagnostic, therapeutic and treatment procedures far outweigh the potential risk of sustained biological damage, it is prudent to take every reasonable precaution when dealing with radiation. Documented human health impacts from radiation machine procedures are on the rise due to the increased use of fluoroscopic x-ray procedures to replace invasive surgeries.

AUTHORITY

FEDERAL: Radiation Control for Health and Safety Act of 1968, 21-CFR-1000;
Mammography Quality Standards Act; 21-CFR-900

STATE: Environment Article, Title 8 "Radiation";
COMAR 26.12. Radiation Management

PROCESS

Dental and veterinary x-ray machines are inspected by the RMD on a 3-year cycle. Under a contractual arrangement with the U.S. FDA, mammography machines in federally certified facilities are inspected annually by the RMD. The mammography inspection reports are provided to the FDA for follow up enforcement actions. The FDA's enforcement actions are not included in the statistics presented in this report. Private inspectors licensed by the RMD perform inspections of all radiation-emitting machines in hospitals, private medical or industrial facilities and academic institutions. Licensing requirements include a review of formal education and health physics experience. Inspection priorities for these machines are based on the type of the machine, with inspection intervals ranging from 1 to 3 years. Following the RMD's review and approval of an inspection report from a private licensed inspector, the inspected machine is issued a State certification. An inspection involves testing the accuracy and intensity of the radiation beam, testing the

accuracy of the dosage timer, and checking for proper film development procedures. A review of operator credentials and adherence to safety procedures may also be included.

Following an inspection, appropriate corrective actions to verify that all violations have been addressed are conducted. Facilities with significant violations, repeat violations and those that are not corrected in the required time frame (20 days) are targeted for enforcement action.

Dental, veterinary and mammography facilities are required to renew the radiation machine facility registrations of their x-ray equipment every two years. Facilities with x-ray machines that are subject to the certification procedures are required to renew the radiation machine facility registration of their equipment on the same schedule as their inspection frequency as presented in the chart below.

CONTRIBUTES TO MANAGING FOR RESULTS

Goal #3: Reducing Exposure to Hazards.

SUCCESSSES / CHALLENGES:

The dental compliance rate rose to 26% this year though staffing shortages continued to prevent outreach activities. Chronic staffing shortages also added to the dental inspection backlog, and, for the third year, the RMD did not participate in the FDA's Nationwide Evaluation of X-ray Trends (NEXT) program, which evaluates national patient exposure for specific x-ray modalities. A concerted outreach effort was conducted several years ago to attempt to improve the compliance rate at dental facilities. At that time, the most common deficiencies were related to darkroom (film processing) activities. The outreach effort did indeed improve performance in darkroom procedures, but the problem has now shifted to x-ray machine deficiencies (calibration, dial settings, etc.). Continued outreach is needed to improve performance in this area, and such outreach will be conducted as resources allow.

The use of fluoroscopic radiation machine procedures in lieu of more invasive surgical procedures has grown exponentially and has reduced hospital stay times, medical costs, and improved patient recovery times. However, fluoroscopic radiation machines can deliver a substantial radiation dose to patients, periodically resulting in skin burns that, if serious enough, may require surgery to correct.

During the investigations of radiation overexposures of workers occurring since 1999, the RHP discovered that most medical worker overexposures occurred to non-radiologist physicians, particularly cardiologists, operating fluoroscopic radiation machines for interventional and cardiac catheterization procedures. In addition, it was also discovered that most non-radiologist physicians have, during their careers, received little to no training in radiation safety or in techniques to reduce dose to patients and attending medical personnel when using fluoroscopic radiation machines.

In response to stakeholder requests and after two years of outreach, regulations became effective in FY05 that require, by December 31, 2005, radiation machine facilities with fluoroscopic equipment to ensure all users who energize such equipment have received at least a minimal amount of education relating to radiation safety and As Low As Reasonably

Achievable (ALARA) principles. The regulations apply to all non-radiologist physicians and radiology technologists.

INSPECTION COVERAGE RATE:

For the purpose of the RMD, inspection coverage rate is computed by dividing the combined number of registered radiation machine facilities, the number of registered service providers, and the number of licensed private inspectors by the number of inspections performed during the fiscal year. The denominator would represent the universe regulated by the RMD. The inspection coverage rate will not equal more than 41% in a given fiscal year because of a statutory restriction that controls inspection frequency for dental facilities. By statute, a routine inspection of a dental radiation machine facility is only permissible once every three years and inspection frequencies at non-dental facilities are linked to the certification frequencies specified by regulation. COMAR 26.12.02.02 requires all high-energy industrial and medical radiation machines to be inspected annually, low energy medical radiation machines biennially and low energy non-medical radiation machines every 3 years (see chart below). Third-party inspectors licensed by MDE perform the medical and industrial machine facility inspections. Mammography radiation machines are inspected every 10 to 14 months under contract with the federal Mammography Quality Standards Act by FDA trained state inspectors.

The chart below shows the types of facilities regulated by the RMD listed in terms of radiation machine type or purpose and the frequency at which they are inspected. For clarity, please note that the words machine and tube are used interchangeably. (See below).

Facility Type	Registered X-ray Tubes*	Inspection Frequency
High Energy & Particle Accelerators	3 facilities, 4 Certified Tubes	Annual
Medical (Therapy) Accelerators	39 facilities, 57 Certified Tubes	Annual
Hospitals	62 facilities, 1145 Certified Tubes	Biennial
Physicians: Chiropractic, MD, GP, Podiatric	1250 facilities, 1743 Certified Tubes	Biennial
Industrial	199 facilities, 408 Certified Tubes	Triennial
Dental	2623 facilities, 8574 Tubes	Triennial
Veterinary	418 facilities, 510 Tubes	Triennial
Mammography (MQSA)	137 facilities, 219 tubes	Annual

*Code of Maryland Regulations (COMAR) 26.12.03 states that “Radiation Machine”: means a device that is capable of producing radiation. On any radiation producing equipment with more than one x-ray tube, or other single point from which radiation may be emitted, each x-ray tube or radiation emission point is considered a separate radiation machine... “Tube” is defined in COMAR 26.12.01.01 as an x-ray tube or other single point from which radiation may be emitted.

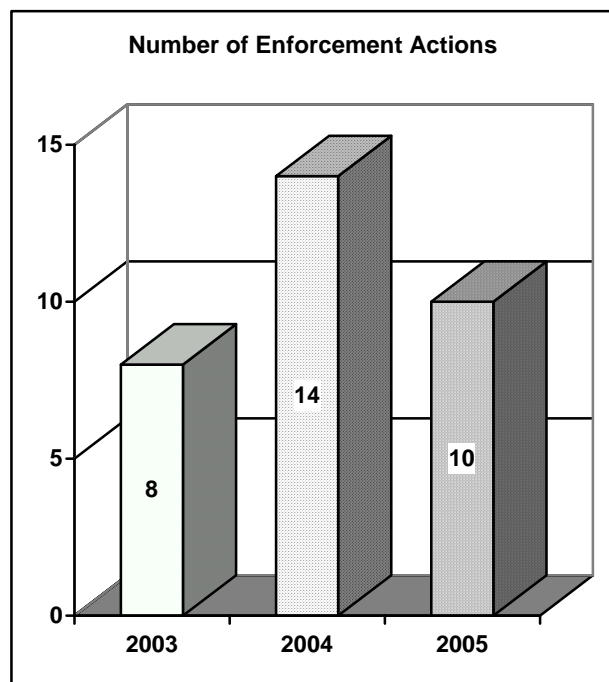
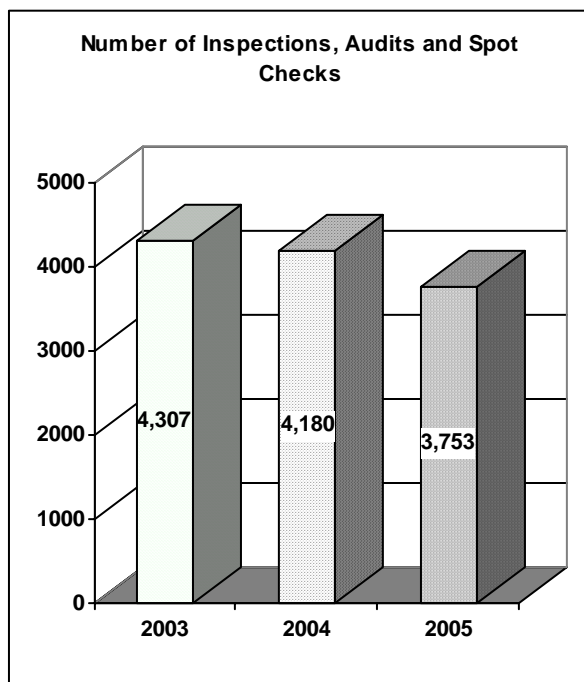
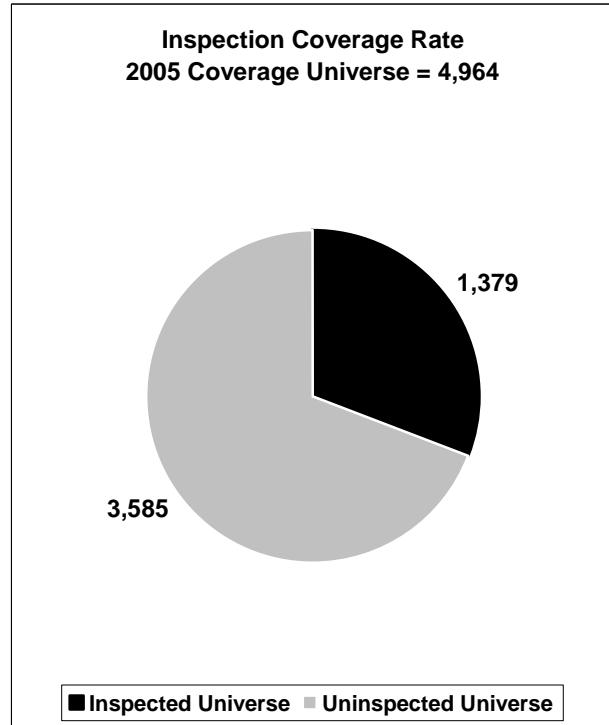
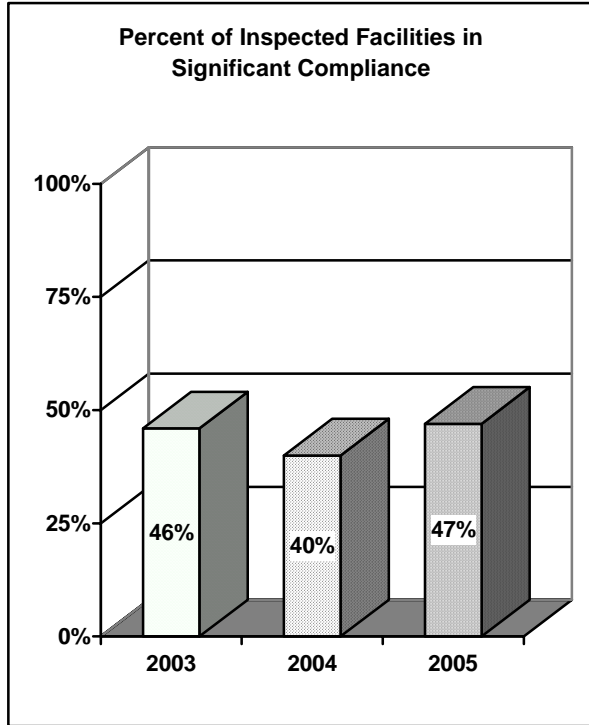
Radiation Machines

	2005 Totals
<u>PERMITTED SITES/FACILITIES</u>	
Number of New Facility Registrations Issued	271
Number of Facility Registrations in effect at Fiscal Year End	4,731
<u>OTHER REGULATED SITES/FACILITIES</u>	
Number of Service Companies Registered at FY end *	167
Number of Licensed Private Inspectors at FY End *	66
Number of Plan review or area surveys reviewed at FY End *	150
<u>INSPECTIONS</u>	
Number of Sites inspected	1,379
Number of Inspections, Audits, Spot Checks	3,753
<u>COMPLIANCE PROFILE:</u>	
Number of Inspected Sites/Facilities with Violations	736
% of Inspected Sites/Facilities in Significant Compliance	47%
% of Inspected Sites/Facilities with Significant Violations	53%
Inspection Coverage Rate **	31%
<u>SIGNIFICANT VIOLATIONS</u>	
Number of Significant Violations involving Environmental or Health Impact	0
Number of Significant Violations based on Technical/Preventative Deficiencies	2,235
Number of Significant Violations carried over awaiting disposition from Previous Fiscal year	213
Total	2,448
<u>DISPOSITION OF VIOLATIONS</u>	
Resolved	2,188
Ongoing	260
<u>ENFORCEMENT ACTIONS</u>	
Number of Compliance Assistance rendered	977
Number of Show Cause, Remedial, Corrective Actions issued	0
Number of Stop Work Orders	0
Number of Injunctions obtained	0
Number of Penalty and Other Enforcement Actions	10
Number of Referrals to Attorney General for possible Criminal Action	0
<u>PENALTIES</u>	
Amount of Administrative or Civil Penalties obtained	\$58,364

* measure added in fy02

** Coverage is computed as the number of sites inspected divided by the sum of the number of facility registrations, the number of registered service providers and the number of licensed private inspectors. Plan reviews were not considered since each of those should be at sites that would be included as permitted sites.

Radiation Machines Program



Radioactive Materials Licensing and Compliance

PURPOSE

The RHP's Radioactive Materials Licensing and Compliance Division (RAMLCD) regulates the use, handling and control of both generally and specifically licensed radioisotopes in Maryland. RAMLCD is mandated to protect the health and safety of radiation workers and the members of the public and minimize radioactive contamination of the environment. Examples of facilities that use and handle radioactive materials are hospitals, cancer treatment centers, private medical practices, construction industry, research and development firms, academic institutions, nuclear pharmacies, and manufacturers and distributors of sealed sources and devices (SS&D). The RAMLCD issues specific radioactive material licenses to these facilities based on the nature and use of the radioisotopes, the training and experience of the facility's Radiation Safety Officer and radioactive materials users and the sufficiency of the radiation safety program and the facility to protect the public from unnecessary radiation exposure. The RAMLCD issues SS&D Evaluations after detailed analysis of radiation safety and engineering information submitted by Maryland companies who intend to manufacture and/or distribute new sealed radiation sources or devices containing sealed radiation sources or to modify existing SS&D Certifications.

AUTHORITY

FEDERAL: Atomic Energy Act of 1954, as amended;
10 CFR (Nuclear Regulatory Commission) Parts 1-171

STATE: Environment Article, Title 8; "Radiation";
COMAR 26.12. Radiation Management

PROCESS

The RAMCLD inspects the above-described facilities to determine compliance with Maryland radiation regulations and specific license conditions. Inspections may be performed over a 1-4 day period by one inspector or a team of inspectors, depending upon the size and complexity of the license. Inspection frequencies range from annually to every 5 years and may be modified for specific licensees with a history of repeat or serious violations. When an inspection reveals that a licensee has violations, an enforcement conference may be scheduled during which the RAMLCD will provide guidance to ensure that the violations will not reoccur. Follow-up inspections are performed at these facilities to verify that corrective actions have been implemented. The frequency of inspection is determined by the quantity, activity and toxicity of the radioisotope(s), the potential hazards resulting from the radioactive material use, and the nature of the facility itself. Inspections routinely focus on a compliance review of Maryland radiation regulations, the conditions of the specific license and the licensee's adherence to radiation safety procedures and practices.

Additionally, the RAMLCD conducts investigations throughout Maryland in response to radioactive materials incident reports, complaints regarding disruption of radiation safety at licensed facilities or worksites, upon notification that a facility has relocated without proper authorization or when advised of the possibility that a facility with an expired license may still be using radioactive materials. The Division also oversees the decommissioning of previously licensed radioactive materials facilities and conducts safety evaluations on radioactive material sources and devices distributed by Maryland manufacturers. Additionally, the division performs inspections on at least 25% of the radiation operations conducted in Maryland by out-of-State licensees under reciprocal recognition of their license. The number of out-of-state licensees performing reciprocity varies from year to year depending on weather conditions, the amount of construction being performed and business trends. This will cause a variation in the number of reciprocity inspections performed. Examples of these licensees include industrial radiographers, building and road construction using moisture/density gauges, lead paint analyzers and industrial gauges for measuring material thickness and density. Finally, the RAMLCD responds to radiation emergencies, such as transportation accidents involving radioisotopes, or the activation of radiation monitors at landfills, incinerators or metal processing facilities, and is also prepared to respond and assist with nuclear power plant accidents. Each year the Division participates in a federally evaluated emergency exercise involving a simulated accident at either the Calvert Cliffs Nuclear Power Plant or the Peach Bottom Atomic Power Station. These exercises test the Department's preparedness for responding to a radiation accident. The RAMLCD also participates in national investigations and safety evaluations addressing concerns derived from accidents, allegations, incidents or malfunctions of any sealed source or device.

CONTRIBUTES TO MANAGING FOR RESULTS

Goal #3: Reducing Exposure to Hazards.

SUCCESSSES / CHALLENGES

This Program continues to address the protection of the public from unnecessary exposure to radiation. Successes in FY 05 included the implementation of an E-mail notification system for companies conducting activities in Maryland under reciprocal recognition of licenses from other jurisdictions. This system improved the overall efficiency of the approval and tracking of these companies. The Licensing Section evaluated for radiation safety and engineering safety several complex sealed source and device registrations for medical devices prior to allowing the use and sale of these devices across the country. Maryland operates under an agreement with the Nuclear Regulatory Commission (NRC) in managing our radioactive materials program. A review of Maryland's radioactive materials program in FY04 led to a finding that the program was adequate to protect the public health and safety and compatible with the NRC's regulatory requirements. In FY05 RAMLCD remains adequate to protect the public health and safety and compatible with the NRC's regulatory requirements. In FY 05 RAMLCD's continued agreement with the NRC allowed Maryland radioactive material inspectors to conduct certain compliance inspections against established facility safeguard criteria. Challenges in FY05 remained the effective licensing and inspection of licensees with current staff shortages.

INSPECTION COVERAGE RATE

The RAMLCD defines the inspection coverage rate as the number of licenses inspected divided by the total number of licenses in effect plus the total number of out-of-state licenses authorized to work under reciprocity during the fiscal year. The RHP inspects about 25% of the out of state licenses each year. The following chart shows the inspection frequency, the number of licenses that are inspected at that frequency and an example of the type of licenses:

Inspection Frequency	Number of Licenses	Examples of License Types
Annual	43	Academic & Medical Research Nuclear Pharmacies Gamma Knife (cancer therapy) Remote Afterloader (cancer therapy) Industrial Radiography
2 Years	12	Mobile Medical Vans
3 Years	133	Hospitals Brachytherapy (cancer therapy) Medical Offices
5 Years	418	Fill/Density Gauges Nuclear Pacemakers

Notes for above table:

Licenses inspected in the annual, 2-year and 3-year inspection frequencies are the most complex and represent those types of radioactive material activities with the greatest radiation hazard to users and members of the general public.

Facility radioactive material inspections are resource intensive. Onsite facility inspection times vary from .5 day with 1 inspector for the 5-year inspection frequency, 1-2 day inspection with one or two inspectors for 2 and 3-year inspection frequencies, to a 4-day inspection with three inspectors for certain extremely complex annual inspections

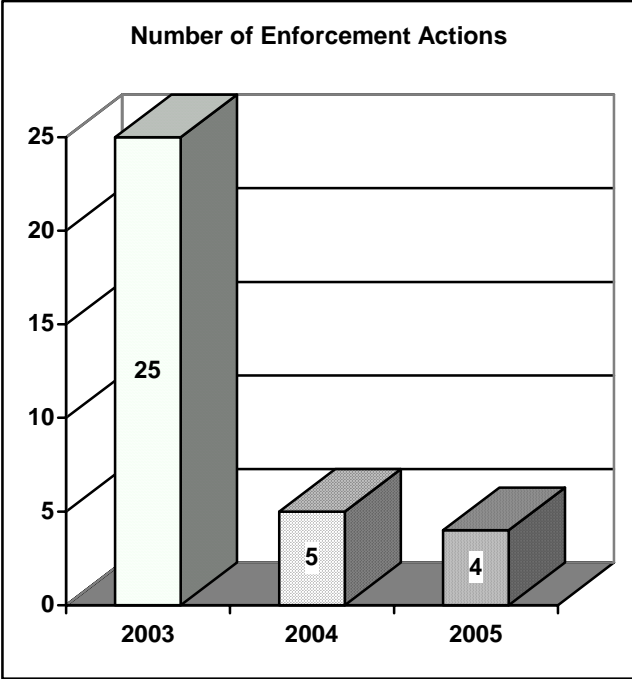
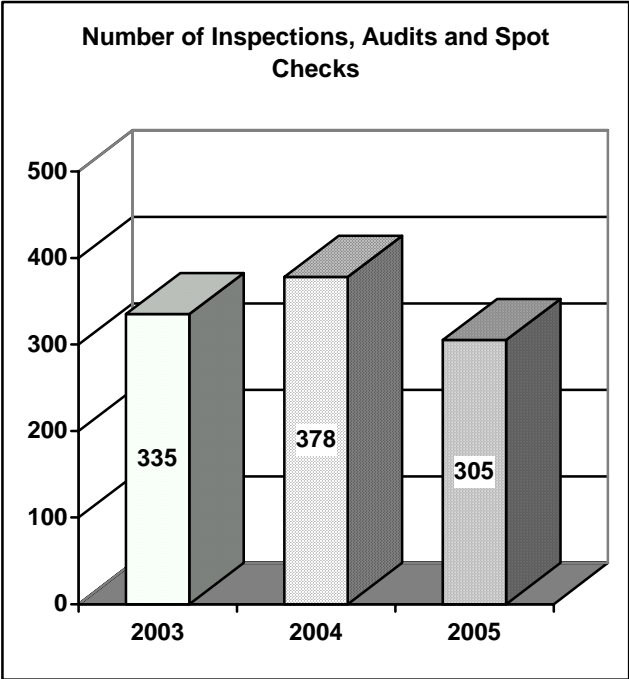
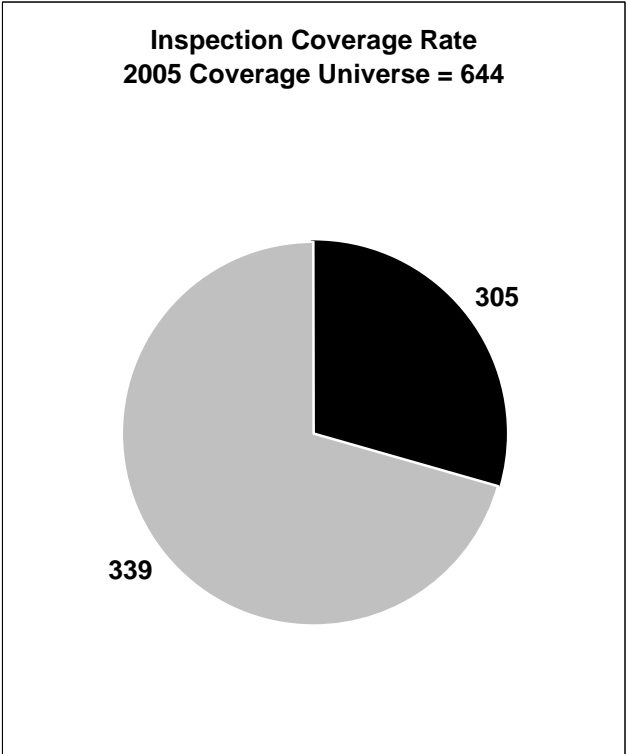
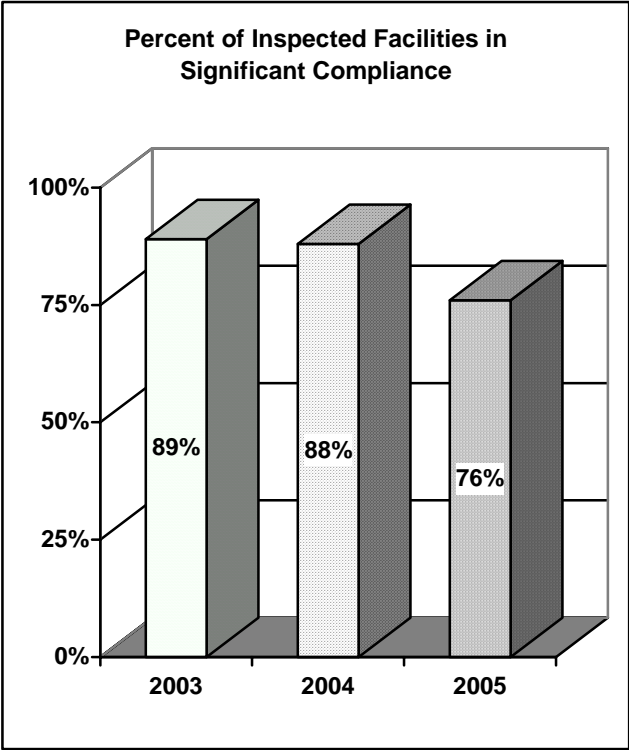
This page intentionally left blank.

Radioactive Materials

	2005 Totals
<u>PERMITTED SITES/FACILITIES</u>	
Number of Permits/Licenses issued	607
Number of Permits/Licenses in effect at Fiscal Year End	603
<u>OTHER REGULATED SITES/FACILITIES</u>	
Sources from Other Jurisdictions	41
<u>INSPECTIONS</u>	
Number of Sites inspected	305
Number of Inspections, Audits, Spot Checks	212
<u>COMPLIANCE PROFILE:</u>	
Number of Inspected Sites/Facilities with Significant Violations	50
% of Inspected Sites/Facilities in Significant	76%
% of Inspected Sites/Facilities with Significant Violations	24%
Inspection coverage Rate *	33%
<u>SIGNIFICANT VIOLATIONS</u>	
Number of Significant Violations involving Environmental or Health Impact	0
Number of Significant Violations based on Technical/Preventative Deficiencies	172
Number of Significant Violations carried over awaiting disposition from Previous Fiscal year **	52
Total	224
<u>DISPOSITION OF SIGNIFICANT VIOLATIONS</u>	
Resolved	208
Ongoing	16
<u>ENFORCEMENT ACTIONS</u>	
Number of Compliance Assistance rendered	1,220
Number of Show Cause, Remedial, Corrective Actions issued	0
Number of Stop Work Orders	0
Number of Injunctions obtained	0
Number of Penalty and Other Enforcement Actions	4
Number of Referrals to Attorney General for possible Criminal Action	0
<u>PENALTIES</u>	
Amount of Administrative or Civil Penalties obtained	\$21,502

* Coverage is computed as the number of licenses inspected divided by the sum of the number of permits/licenses in effect plus the number of sources from other jurisdictions since each could be cause for inspection.

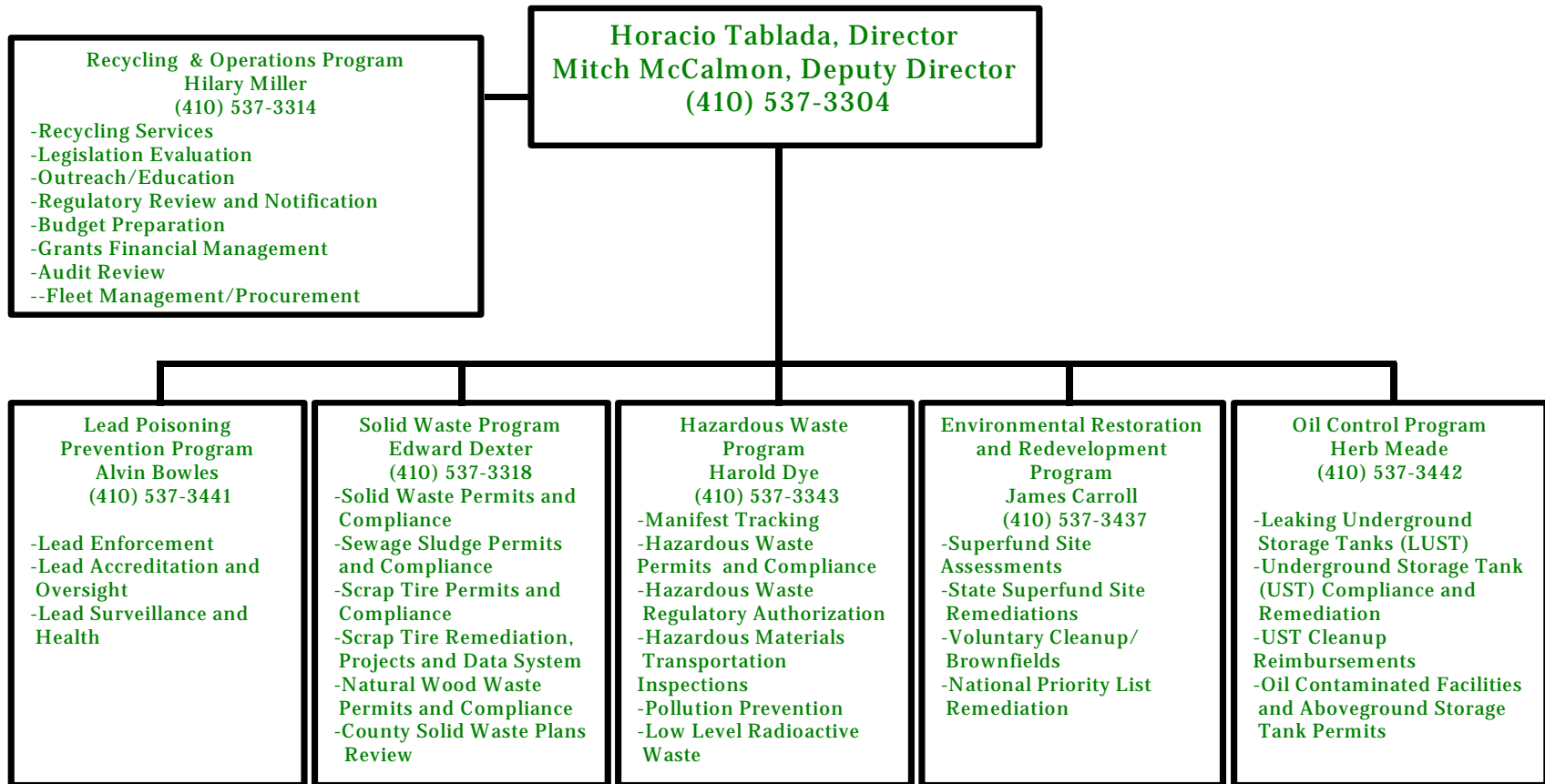
Radioactive Materials





WASTE MANAGEMENT ADMINISTRATION

WASTE MANAGEMENT ADMINISTRATION



Toll-free 1-800-633-6101

Environmental Restoration And Redevelopment

PURPOSE

The purpose of this program is to protect public health and the environment by identifying sites that are, or potentially are, contaminated by controlled hazardous substances. Once identified, the sites are prioritized for remedial activities. The sites are then listed on the State Master List and in the Disposal Site Registry.

AUTHORITY

FEDERAL: Comprehensive Environmental Response, Compensation and Liability Act (CERCLA)

STATE: Environment Article, Title 7, Subtitle 2; COMAR 26.14

PROCESS

The Department conducts environmental assessments that include investigation and sampling of sites to determine whether cleanup is necessary. If necessary, remedial activities include cleanup of sites contaminated with controlled hazardous substances. Assessments and cleanups are conducted based on available resources. The Disposal Site Registry ranks those sites that are the highest priority for investigation and remedial action based on the federal Hazard Ranking System score.

CONTRIBUTES TO MANAGING FOR RESULTS GOALS:

Goal #1: Promoting land redevelopment and urban revitalization.

Goal #3: Reducing exposure to hazards.

SUCCESSSES/CHALLENGES:

The number of sites on the State Master List at the end of FY 2005 was 296. During the year an additional 81 sites were moved to the Formerly Investigated Sites category for a total of 140 sites given this designation. The Disposal Site Registry included 18 National Priority Listed (NPL) sites, addressed by USEPA under the federal CERCLA or Superfund law. The Program conducted five Brownfields assessments, four preliminary assessments, two expanded site investigations, and two Formerly Used Defense Site investigations during FY 2005.

During FY 2005 the Program oversaw the completion of the landfill gas collection system at the Bush Valley Landfill site. Additionally, the Southern Maryland Wood Treatment site was delisted from the NPL.

The Program has also been working with EPA on five active private NPL sites and one site proposed for the NPL. Three of the sites are in the process of Remedial Design: the Sand, Gravel and Stone site, the Spectron site and the Kane & Lombard site. The other two sites, Central Chemical and Ordnance Products, are undergoing Remedial Investigations to determine the nature and extent of contamination. One site proposed for the NPL, 68th

Street Dump, is being managed under the EPA's Superfund Alternative Site Initiative. The EPA hopes that this initiative will provide for the same degree of cleanup effectiveness while mitigating some of the stigma associated with the NPL.

Hazardous Waste

PURPOSE

The Resource Conservation and Recovery Act (RCRA) established a system for controlling the disposition of hazardous waste from generation until its ultimate disposal. The Hazardous Waste Program regulates the management of hazardous wastes through the review and issuance of hazardous waste treatment, storage, or disposal (TSD) facility permits. The Program assists the U.S. Environmental Protection Agency in the review, issuance, and monitoring of Corrective Action Permits. It enforces all permits and regulated activities involving hazardous waste generators, transporters, and facilities through inspections, monitoring, and initiation of compliance actions, including issuance of site complaints and development of formal legal actions.

AUTHORITY

FEDERAL: Resource Conservation and Recovery Act (RCRA) - Subtitle C
STATE: Environment Article, Title 7, Subtitle 2; COMAR 26.13

PROCESS

The Hazardous Waste Program's Enforcement Division is responsible for violation discovery and compliance activities. The focus of the enforcement program is on permitted hazardous waste treatment, storage, and disposal (TSD) facilities and hazardous waste generators that pose the greatest threat to public health and the environment, have been previously cited for violations or continue to be out of compliance. Enforcement and compliance is accomplished by scheduled inspections of permitted TSD facilities, unannounced inspections of large quantity generators of hazardous waste and investigations of complaints. All permitted facilities are inspected at least once a year. Large quantity generators are inspected once every three years.

CONTRIBUTES TO MANAGING FOR RESULTS

Goal #3: Reducing Exposure to Hazards.

SUCSESSES/CHALLENGES

The Hazardous Waste Program ensures protection of public health and the environment from releases of hazardous waste. The success of over 20 years of the Program in Maryland has resulted in the inspection, permitting, tracking, and regulatory activities becoming more routine and practical, with fewer, if any, major or dramatic diversions from compliance. It should also be noted that there has been a trend toward decreasing numbers of permitted hazardous waste treatment, storage, and disposal facilities in Maryland in recent years.

In FY1997, there were 31 permitted TSD facilities. At the start of FY2004, there were 23 permitted facilities. This total dropped to 21 by the end of the year FY2004 where it remains steady at 21 for FY2005. The fewer number of TSD facilities is believed to be a direct result of better waste management and waste minimization activities at both large and small quantity generators of hazardous waste, which reduces the quantity of hazardous waste generation and, thus, the need for treatment and disposal of hazardous

waste. The workload for the Program remains high, however, since there are thousands of small quantity generators and hundreds of large quantity generators requiring inspection.

Only 1.5% of all facilities that generate or manage hazardous waste were inspected during FY2005. This is down from two percent (2%) for FY2004. However, the Program continues to meet its EPA minimal federal grant commitments as well as continuing to achieve a compliance rate of over 90% for inspected facilities. For FY2005, the compliance rate was 94%.

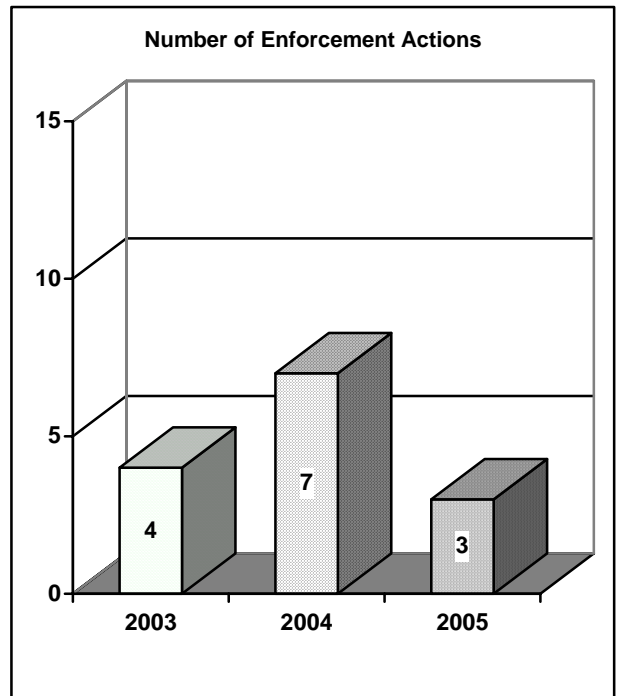
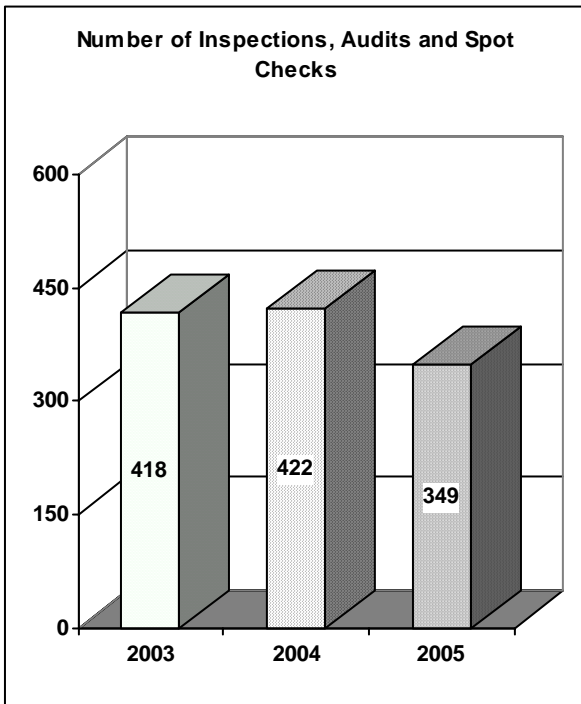
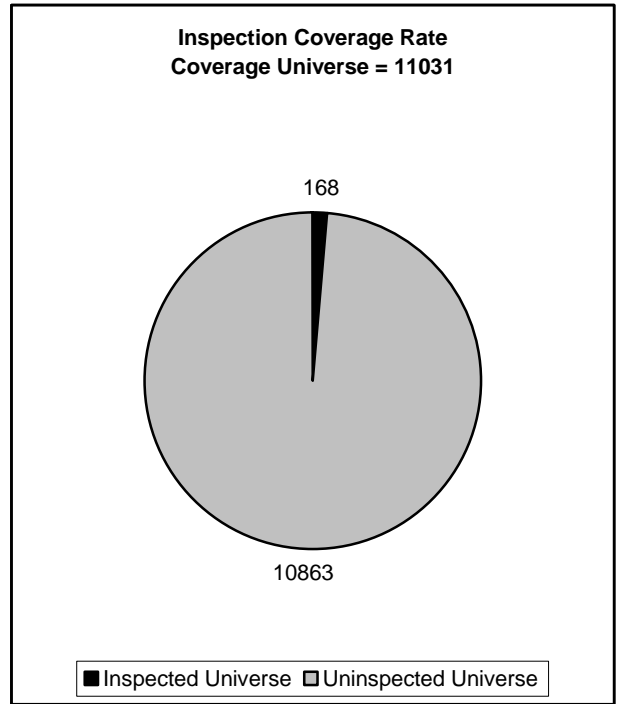
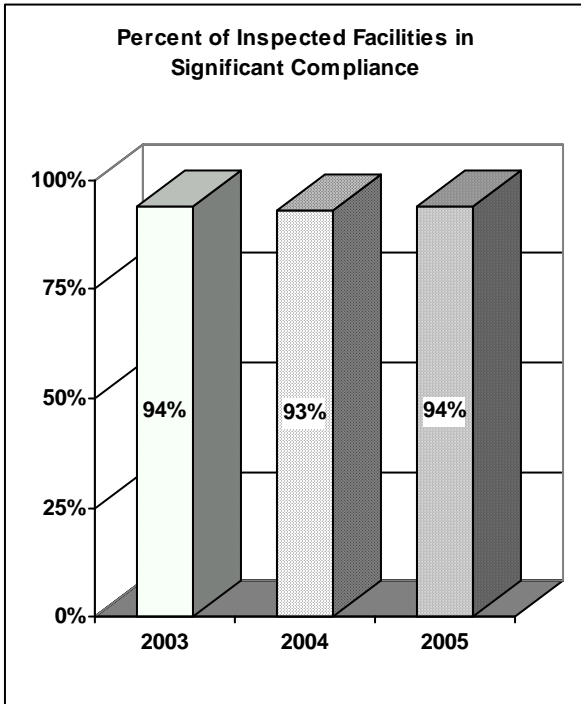
Hazardous Waste

	2005 Total
<u>PERMITTED SITES/FACILITIES</u>	
Number of permits/licenses issued	1
Number of permits/licenses in effect at fiscal year end	21
<u>OTHER REGULATED SITES/FACILITIES</u>	
Number of new EPA identification numbers issued	253
Number of generators, transporters, and permitted facilities	11,031
<u>INSPECTIONS</u>	
Number of sites/facilities inspected*	168
Number of inspections, audits, or spot checks	349
<u>COMPLIANCE PROFILE</u>	
Number of inspected sites/facilities with significant violations	10
% Of inspected sites/facilities in significant compliance	94%
% Of inspected sites/facilities with significant violations	6%
Inspection coverage rate**	1.5%
<u>SIGNIFICANT VIOLATIONS</u>	
Number of significant violations involving environmental or health impact	2
Number of significant violations based on technical/preventative deficiencies	7
Number of significant violations carried over awaiting disposition from previous fiscal year	7
Total number of violations	16
<u>DISPOSITION OF SIGNIFICANT VIOLATIONS</u>	
Resolved	12
Ongoing	4
<u>ENFORCEMENT ACTIONS</u>	
Number of compliance assistance rendered	2
Number of show cause, remedial, corrective actions issued	0
Number of stop work orders	0
Number of injunctions obtained	0
Number of penalty and other enforcement actions	3
Number of referrals to Attorney General for possible criminal action	1
<u>PENALTIES</u>	
Amount of penalties obtained	\$40,275

*All 21 permitted facilities were inspected and are included in the total.

**The coverage rate is the percent of regulated entities that were inspected by the Program during the fiscal year. This coverage rate is computed as the total number of different facilities inspected during the year divided by the total number of generators, transporters, and permitted facilities.

Hazardous Waste



Lead Poisoning Prevention

PURPOSE

Lead Poisoning Prevention includes oversight of activities designed to reduce the incidence of childhood lead poisoning. These activities involve accreditation and oversight of lead abatement services contractors, maintaining a registry of rental properties, maintaining a registry of children with elevated blood lead levels (i.e. BLL \geq 10 μ g/dl), and regulatory enforcement.

AUTHORITY

FEDERAL: Toxic Substances Control Act

STATE: Environment Article, Title 6, Subtitles 8 & 10; COMAR 26.16 and Environment Article, Title 7, Subtitle 2; COMAR 26.02

PROCESS

Affected properties (rental dwelling properties) must meet a risk reduction standard when a change of occupancy occurs. Contractors that are accredited by MDE carry out inspections and lead paint abatement services. Accreditation and oversight of private inspectors and contractors involves a multi-step process and includes MDE approved training sessions. In addition, inspection contractors must demonstrate that they have a specific level of experience and submit a protocol to MDE for the work they are being accredited to perform. In order for MDE to be eligible for federal housing and lead poisoning prevention program funding, USEPA requires certain categories of inspectors and supervisors of abatement work to take a third party/independent exam. Refresher courses are required every two years to maintain accreditation.

Property registration is required to identify the supply of available rental housing that has been certified as having met the risk reduction standard. Owners of affected properties must renew the registration annually. An annual unit fee is paid into the Lead Poisoning Prevention Fund for the establishment of a Community Outreach and Education program and for the administration of the program.

Maryland law requires that all blood lead level test results be reported to MDE, which in turn reports all results for children considered at risk to the local Health Departments for case management.

CONTRIBUTES TO MANAGING FOR RESULTS

Goal #3: Reducing Exposure to Hazards.

SUCCESSSES/CHALLENGES:

It was found that the percentage of children with blood lead levels equal to or greater than 10 μ g/dl has decreased for the eleventh consecutive year Statewide. The number of children tested with elevated blood lead levels increased (1,719 in 2003 to 1,811 in 2004) and the percentage of children tested that had blood lead levels equal to or greater than 10 micrograms per deciliter decreased from 2.2% to 1.7%. The increase in testing (76,721 in 2003 to 105,549 in 2004) resulted in finding more children with elevated blood lead levels.

The total number of inspections, audits, and spot checks increased from 22,736 in FY 2004 to 24,388 in FY 2005. This was due to an increase in the number of inspections conducted by accredited lead abatement service providers from 20,714 in FY 2004 to 23,281 in FY 2005. The number of enforcement actions decreased from 465 in FY 2004 to 336 in FY 2005 as a result of staff vacancies. Many of the enforcement actions resulted in multiple-property or global settlements.

There was a marked increase in registrations as a result of the mail out of 50,000 notification letters during August 2004. Over 17,500 additional units were registered. The finding by the federal Department of Housing and Urban Development (HUD) that Section 8, federal assistance housing, is required to comply with the Maryland lead law has contributed to units coming into registration and risk reduction compliance. Also, recent legislation requiring local governments to establish compliance with the State law prior to issuing rental registration licenses has contributed to compliance. MDE has made efforts statewide to inform property owners and housing authorities of the HUD finding and the legislation. More of these rental dwelling units will be registered as this information becomes known.

There was a decrease in enforcement inspections during FY 2005 because of turnover in staff. The Program has been given two additional inspector positions for FY 2006. If these positions are filled in a timely manner along with the remaining vacancy, inspection numbers should show an increase over FY 2005.

During the early part of 2005, Governor Robert L. Ehrlich, Jr. announced the goal of “no children having a blood level of 10ug/dl or greater by the year 2010.” The Lead Poisoning Prevention Program in cooperation with stakeholders, has developed a 2010 Plan. The statistics for FY 2005 show that the program is headed in the right direction. New initiatives beyond the status quo are needed to get to the goal.

Lead Poisoning Prevention

	2005 Total
<u>PERMITTED SITES/FACILITIES</u>	
Number of Permits/Licenses issued (Accreditations)	1,416
Number of Permits/Licenses (Accreditations) in effect at Fiscal Year End *	2,586
<u>OTHER REGULATED SITES/FACILITIES</u>	
Rental Dwelling Units Registered this FY **	19,725
Total Rental Dwelling Units in Registered Properties current FY ***	194,939
Affected Properties Registered as of end of FY	102,507
<u>INSPECTIONS</u>	
Number of Sites Inspected	23,874
By Accredited Lead Paint Service Providers	23,281
By MDE	593
Number of Inspections, Audits, Spot Checks	24,388
By Accredited Lead Paint Service Providers	23,281
By MDE	1,107
<u>COMPLIANCE PROFILE:</u>	
Number of Inspected Sites/Facilities with Significant Violations	180
% of Inspected Sites/Facilities in Significant Compliance	70%
% of Inspected Sites/Facilities with Significant Violations****	30%
Inspection coverage Rate *****	35%
<u>SIGNIFICANT VIOLATIONS</u>	
Number of Significant Violations involving Environmental or Health Impact	320
Number of Significant Violations based on Technical/Preventative Deficiencies	16
Number of Significant Violations carried over awaiting disposition from Previous FY	761
Total	1097
<u>DISPOSITION OF SIGNIFICANT VIOLATIONS</u>	
Resolved	367
Ongoing	730
<u>ENFORCEMENT ACTIONS</u>	
Number of Compliance Assistance rendered	39
Number of Show Cause, Remedial, Corrective Actions issued	315
Number of Stop Work Orders	0
Number of Injunctions obtained	5
Number of Penalty and Other Enforcement Actions	16
Number of Referrals to Attorney General for possible Criminal Action	1
<u>PENALTIES</u>	
Amount of Penalties obtained	\$226,810

* The total number of Accreditations in effect as of end of FY. This number includes Inspectors, Risk Assessors, Supervisors, Instructors, Courses of Instruction and Contractors involved in lead related activities in Maryland.

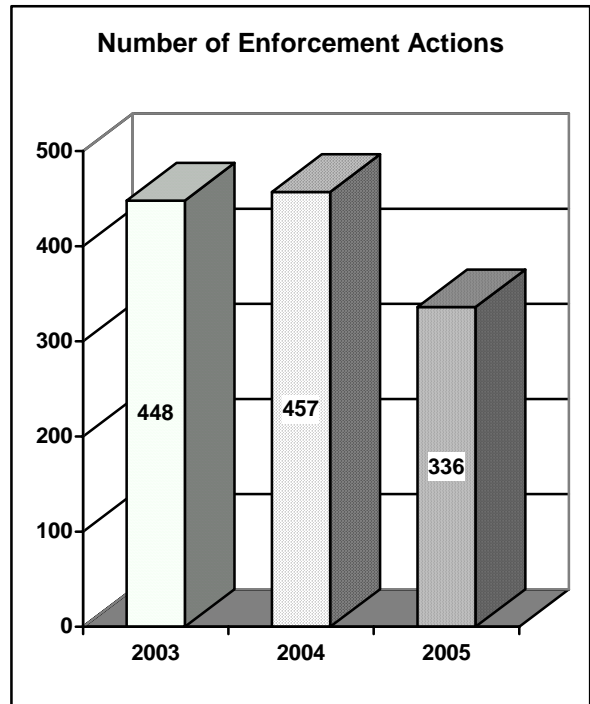
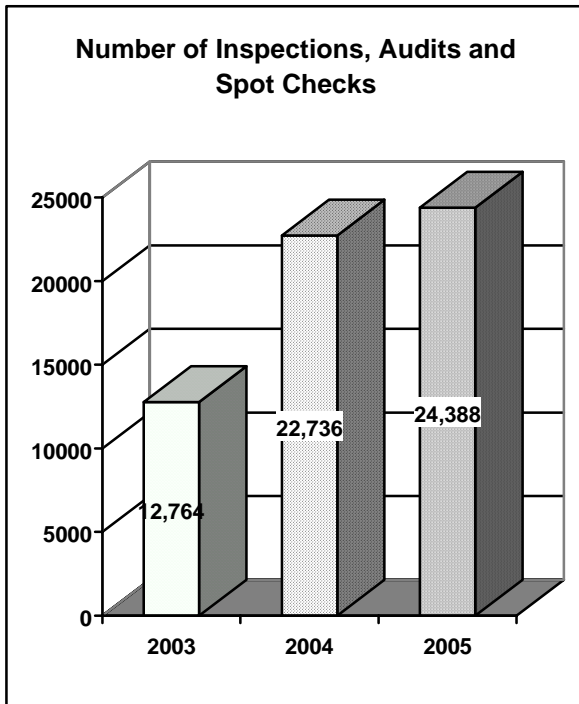
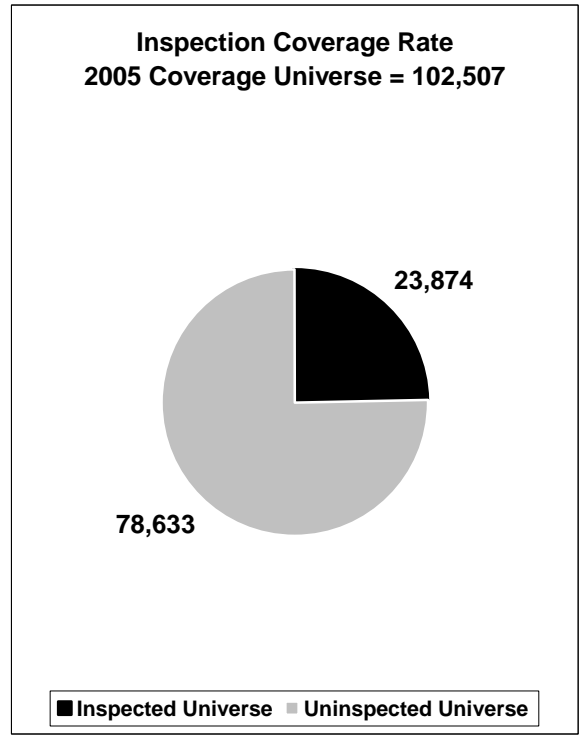
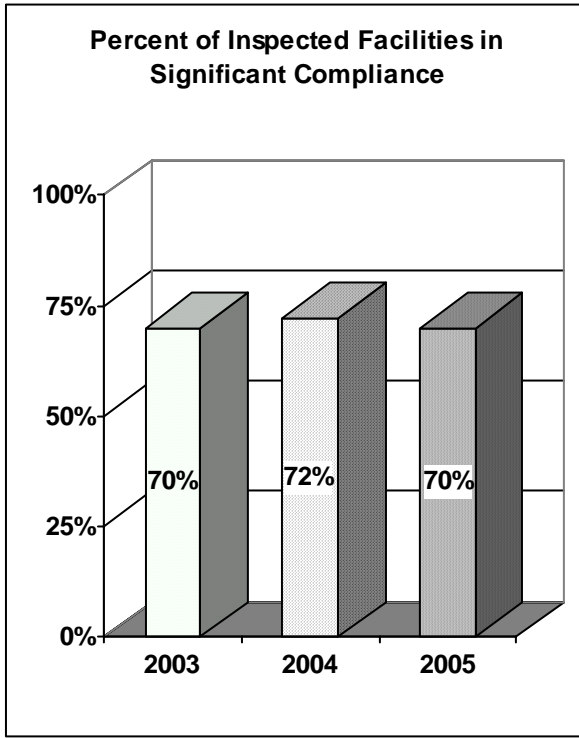
** FY2005 tracked only new registrations.

*** FY2005 is cumulative.

****The compliance rate reflects the percentage of affected properties with lead paint where MDE conducted complaint investigations, poisoned child investigations, oversight inspections of private contractors, compliance inspections, and course audits and where significant violations were found. For FY2000 and earlier, inspections by accredited lead paint service providers were included in the calculation.

***** Coverage rate above is computed as the total number of sites inspected and dividing that by the total number of Affected Properties Registered. Please note there is not a regulatory requirement for annual inspection of these properties.

Lead Poisoning Prevention



Oil Aboveground Facilities

PURPOSE

The Oil Control Program performs a broad range of activities in regard to the safe handling, storage, and remediation of petroleum products across the State of Maryland. The Program issues permits and performs oversight for aboveground storage facilities; oil contaminated soil, and the transportation of oil products in Maryland. The Program also issues permits related to discharge activities and awards and audits licenses for the import of petroleum products into Maryland.

AUTHORITY

STATE: Environment Article, Title 4, Subtitle 4; COMAR 26.10

PROCESS

Regional environmental compliance specialists (ECS) schedule routine inspections of the facilities. During the inspection, facility conditions are documented and the permittee is advised of the status of compliance. If corrective action is warranted, the facility is directed in accordance with Department guidelines and procedures. The inspection frequency can be adjusted as conditions warrant. In addition, staff engineers, tasked with writing permits for these facilities, visit facilities prior to the renewal of a permit. These site visits may lead to the discovery of violations, which require enforcement follow up inspections by the environmental compliance specialist. Staff engineers also provide support to the ECS staff upon request. The ECS is also responsible for response to oil spills throughout the State in regard to facilities that do not require a permit.

CONTRIBUTES TO MANAGING FOR RESULTS

Goal #2: Ensuring Safe and Adequate Drinking Water.

SUCCESSSES/CHALLENGES:

The combination of compliance assistance, regular permit application and review, and enforcement continues to result in improved management of aboveground storage tanks containing petroleum within the State. Inspections of above ground oil storage facilities decreased from 2,454 in FY 2004 to 1,193 in FY 2005. Spill response activities have shown a significant decline. This may be due to increased screening of complaints before a response and staffing levels within the Program. The Program is not sure if this spill response trend will increase or decline as the above ground storage tank population ages and tank integrity declines. Permit application reviews, permit renewal site visits, and random inspections continue to reveal violations that, if left un-addressed, would result in releases to the environment or catastrophic tank failure during a fire or other emergency at a facility.

This page intentionally left blank.

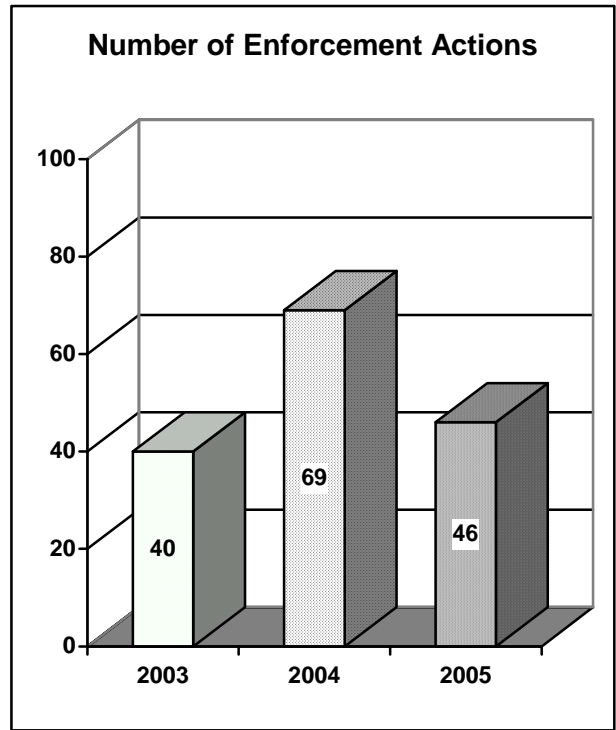
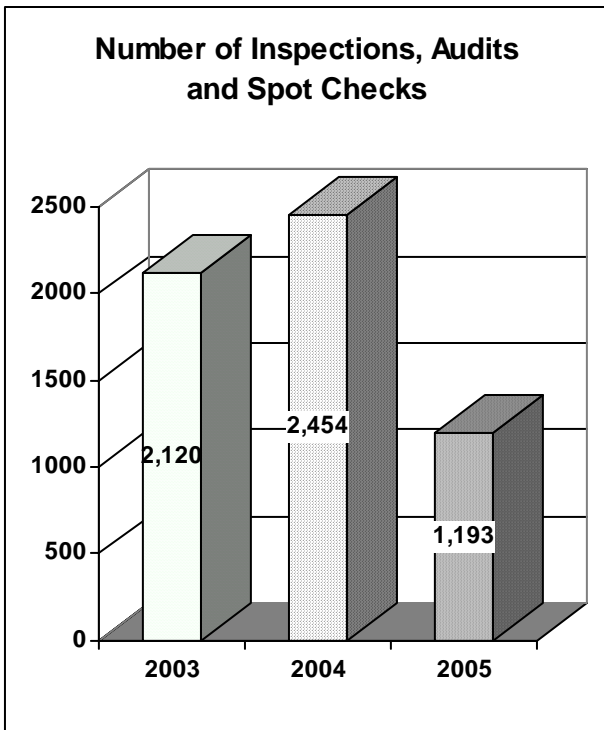
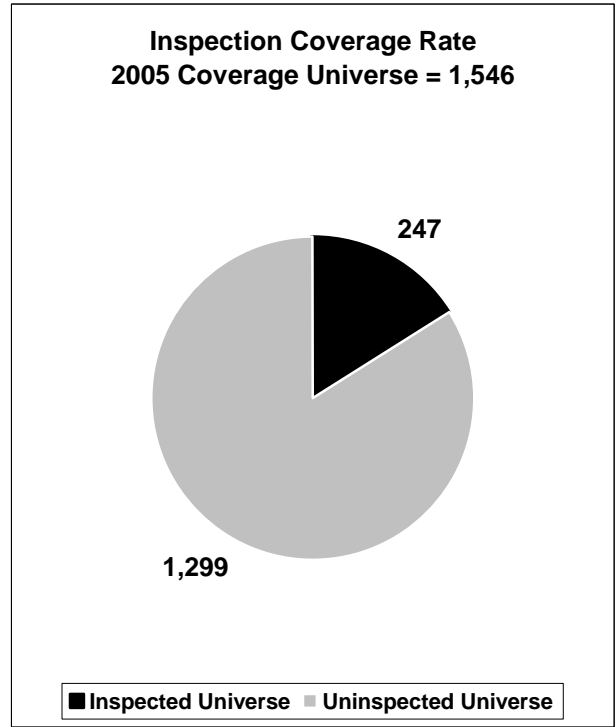
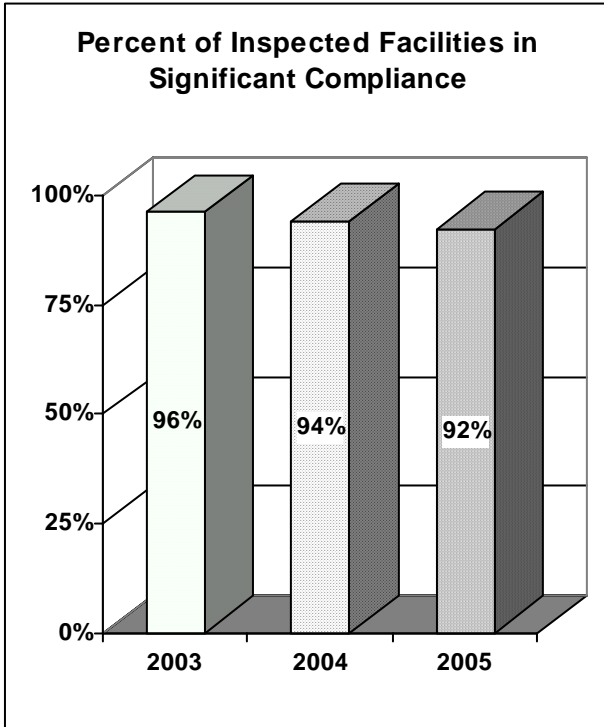
Oil Aboveground Facilities

	2005 Totals
<u>PERMITTED SITES/FACILITIES</u>	
Number of Permits/Licenses Issued	272
Number of Permits/Licenses in Effect *	1,546
<u>OTHER THAN PERMITTED REGULATED ENTITIES</u>	
Spill Response to AST sites less than permitted capacity	362
<u>INSPECTIONS</u>	
Number of Sites Inspected	558
Number of Permitted Sites Inspected	247
Number of Inspections, Audits, Spot Checks	1,193
<u>COMPLIANCE PROFILE:</u>	
Number of Inspected Sites/Facilities with Significant Violations	46
% of Inspected Sites/Facilities in Significant Compliance	92%
% of Inspected Sites/Facilities with Significant Violations	8%
Inspection Coverage Rate **	23%
<u>SIGNIFICANT VIOLATIONS</u>	
Number of Significant Violations involving Environmental or Health Impact	29
Number of Significant Violations based on Technical/Preventative Deficiencies	34
Number of Significant Violations carried over awaiting disposition from Previous Fiscal year	35
Total Significant Violations	98
<u>DISPOSITION OF SIGNIFICANT VIOLATIONS</u>	
Resolved	16
Ongoing	82
<u>ENFORCEMENT ACTIONS</u>	
Number of Compliance Assistance Rendered	1,192
Number of Show Cause, Remedial, Corrective Actions Issued	0
Number of Stop Work Orders	0
Number of Injunctions Obtained	0
Number of Penalty and Other Enforcement Actions (not included in above)	46
Number of referrals to Attorney General for possible Criminal Action	2
<u>PENALTIES</u>	
Amount of Penalties Obtained	\$13,650

* Permits/licenses. This includes Oil Above Ground Storage Tanks and Oil Contaminated Soil Operations. The Oil (Contaminated Soil) Operations Permit is issued to facilities within the State of Maryland that store and/or treat soil contaminated with petroleum product from underground storage tank leaks or surface spills. Due to the small number of facilities involved, these numbers were incorporated into the Oil Aboveground Facilities numbers beginning in Fiscal Year 1999.

** Coverage rate above is computed as the total number of permitted sites inspected and dividing that by the sum of the total number of permits/licenses in effect. Spill response to AST sites less than permitted capacity is part of the Program's universe. However, this number is not included in the inspection coverage rate in order to not bias the evaluation of the Program's goal to visit each permitted site on an annual basis.

Oil Aboveground Facilities



Oil Pollution Remediation Activities

PURPOSE

In addition to permitting, licensing, surface spill response, and enforcement activities for petroleum facilities and underground storage tanks, the Oil Control Program oversees remediation activities at sites where petroleum products have been discharged and are impacting soil or groundwater. The oversight ensures that responsible parties remediate the site in a timely manner, protecting the public's health and the environment. These sites include, for the most part, gasoline service stations, both operating and closed. They also include businesses that have their own petroleum distribution systems for use in vehicle fleets and heating oil systems. Program approved remediation is being carried out in an environmentally protective manner at these sites.

AUTHORITY

FEDERAL: Resource Conservation and Recovery Act - Subtitle I

STATE: Environment Article, Title 4, Subtitle 4; COMAR 26.10

PROCESS

Groundwater and soil cleanups are technical in nature, usually requiring numerous site visits and meetings. When a release of petroleum product is reported to the Department, a team is assigned to investigate. The team of specialists will prioritize the response effort to the release, based on product type, amount released, and potential impacts from the release. Each site is in violation by virtue of the fact that a discharge has occurred. Inspection frequency is also determined as site-specific conditions warrant. During the inspection of remedial sites, conditions are documented and the responsible party is given direction and advised of the status of compliance. There are cases where the responsible party fails to perform the necessary steps to remediate the discharge. If enforcement action is warranted, the action will be performed in accordance with Department guidelines and procedures.

CONTRIBUTES TO MANAGING FOR RESULTS

Goal #2: Ensuring Safe and Adequate Drinking Water.

SUCCESSSES/CHALLENGES:

The field activity performed by the Oil Control Program staff continues to reflect the commitment in time and resources needed to adequately oversee the cleanups performed by responsible parties in the State. Multiple site visits during the fiscal year are needed to ensure compliance with approved corrective action plans, especially at release sites that could impact drinking water wells. The Program has found that a strong field presence and frequent communication with the responsible party, in lieu of high penalties, achieves compliance leaving more assets available for cleanup at the site. This approach has more often than not resulted in the containment of releases to the property where they occurred and for those that had already migrated off the site, the implementation of a remedial response that prevents further migration.

This reporting period, the Program has been able to reduce the identified sites from 2,675 in FY 2004 to 2,328 in FY 2005. Although not a significant decline, this is the first decline noted in this category in years. The Program feels this decline is the result of reorganization of the Program that split the old Compliance and Remediation Division into two Divisions – one for compliance activities and the other for remediation activities. This has allowed case managers to focus on a given area of expertise and responsibility, and has resulted in a reduction in the number of sites still in need of remediation. Declines are noted in the number of sites inspected, number of inspections, and number of compliance assistance actions taken. These declines are the result of limited staffing and the complexity of the remaining sites that require detailed case and report review. A large MTBE release in the summer of 2004 consumed a significant amount of resources. The percentage of inspected sites/facilities in significant compliance was 96% in FY 2005, up slightly from 95% in FY 2004.

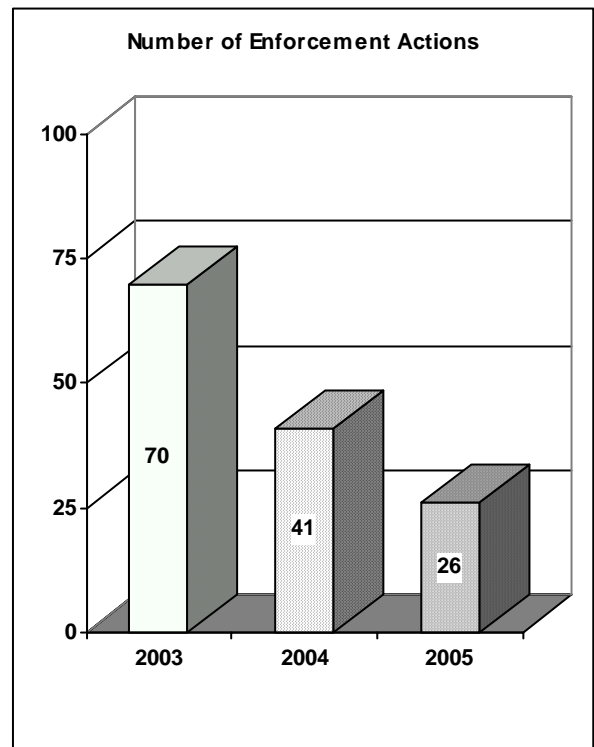
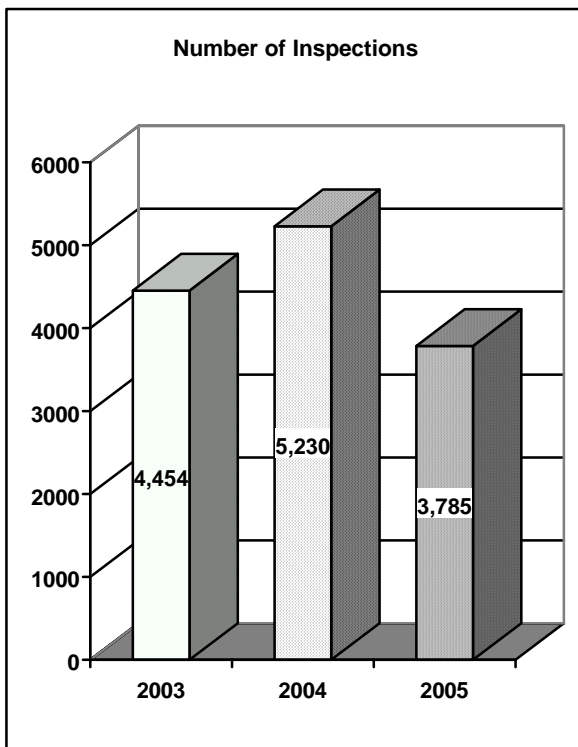
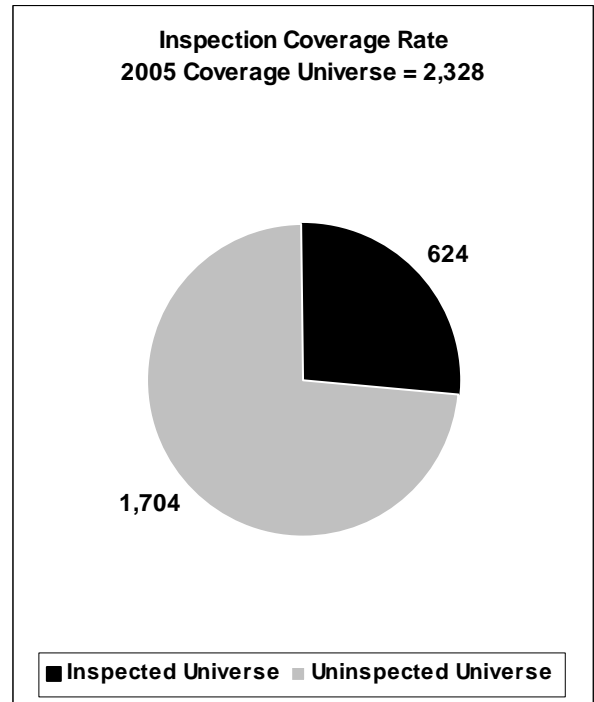
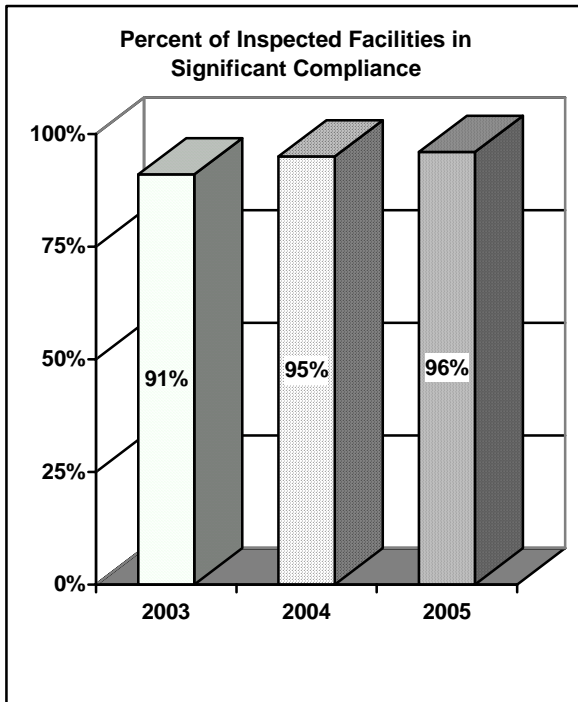
Oil Pollution Remediation Activities

	2005 Totals
<u>PERMITTED SITES/FACILITIES</u>	
Number of Permits/Licenses issued	N/A
Number of Permits/Licenses in effect at Fiscal Year End	N/A
<u>OTHER REGULATED SITES/FACILITIES</u>	
Identified Locations where there is a discharge impacting soil or groundwater. MDE approved remediation being conducted in an environmentally protective manner. *	2,328
<u>INSPECTIONS</u>	
Number of Sites inspected	624
Number of Inspections, Audits, Spot Checks	3,785
<u>COMPLIANCE PROFILE:</u>	
Number of Inspected Sites/Facilities with Significant Violations	25
% of Inspected Sites/Facilities in Significant Compliance	96%
% of Inspected Sites/Facilities with Significant Violations	4%
Inspection Coverage Rate **	27%
<u>SIGNIFICANT VIOLATIONS</u>	
Number of Significant Violations involving Environmental or Health Impact	40
Number of Significant Violations based on Technical/Preventative Deficiencies	0
Number of Significant Violations carried over awaiting disposition from Previous Fiscal year	32
Total	72
<u>DISPOSITION OF SIGNIFICANT VIOLATIONS</u>	
Resolved	0
Ongoing	72
<u>ENFORCEMENT ACTIONS</u>	
Number of Compliance Assistance rendered	3,768
Number of Show Cause, Remedial, Corrective Actions issued	1
Number of Stop Work Orders	0
Number of Injunctions obtained	0
Number of Penalty and Other Enforcement Actions	25
Number of Referrals to Attorney General for possible Criminal Action	0
<u>PENALTIES</u>	
Amount of Penalties obtained	\$175,021

* Prior to FY 1999, this number only included releases from federally regulated UST motor fuel. After FY99 the number reflects all oil releases that have impacted the subsurface environment from any oil UST, AST or transport facility. Wording was changed in FY02 to reflect this definition.

** Coverage rate is computed as the total number of sites inspected and dividing that by the total number of identified locations where there is groundwater or soil impact.

Oil Pollution Remediation Activities



Oil Underground Storage Tank Systems

PURPOSE

The underground storage tank function of the Oil Control Program (OCP) is a prevention program that seeks to reduce the severity of releases associated with the storage of regulated substances in UST systems throughout the State of Maryland. This is accomplished through ensuring compliance with operational requirements at sites that include local neighborhood service stations, oil terminals, churches, hospitals, schools, military facilities, marinas and similar facilities.

AUTHORITY

FEDERAL: Resource Conservation and Recovery Act - Subtitle I

STATE: Environment Article, Title 4, Subtitle 4; COMAR 26. 10.

PROCESS

The Program assists tank owners in the prevention of the release of regulated substances by ensuring compliance with detailed State and federal regulations. These include release detection, corrosion and overfill prevention, insurance requirements, and construction standards. All regulated UST systems in Maryland must be registered with the Department and they are maintained in a comprehensive database. All tank technicians must pass a MDE test and maintain a certification with the Program.

CONTRIBUTES TO MANAGING FOR RESULTS

Goal # 2: Ensuring Safe and Adequate Drinking Water.

SUCCESSSES/CHALLENGES:

The implementation of an effective compliance program continues to represent a significant challenge and depends heavily on the voluntary compliance of the regulated community. For other than heating oil UST systems, the leak prone bare steel construction of UST systems has been replaced by modern UST systems designed to prevent leaks. The number of sites inspected has declined, mainly due to staffing issues within the Program. The Program is struggling with how to increase inspection numbers and a third party inspection program is being contemplated for this Program. The facilities that were inspected showed a 92% compliance rate, an increase from 87% in FY 2004.

This page intentionally left blank.

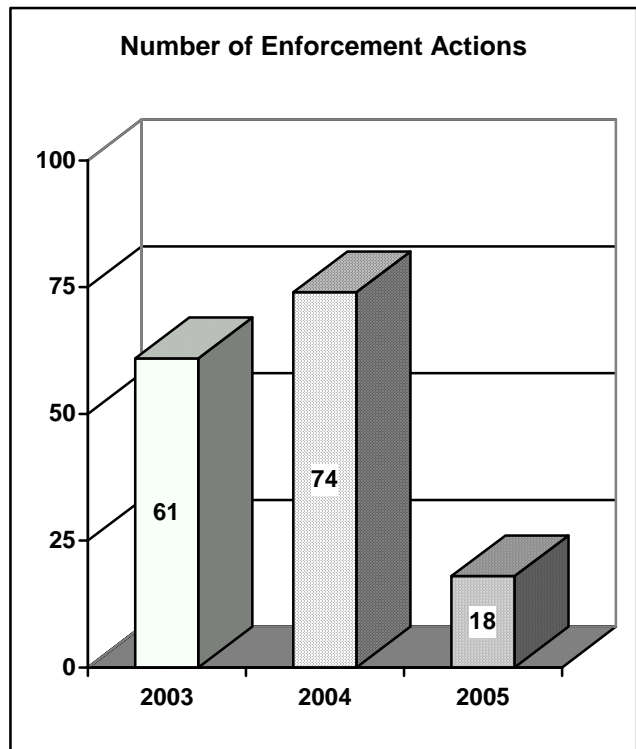
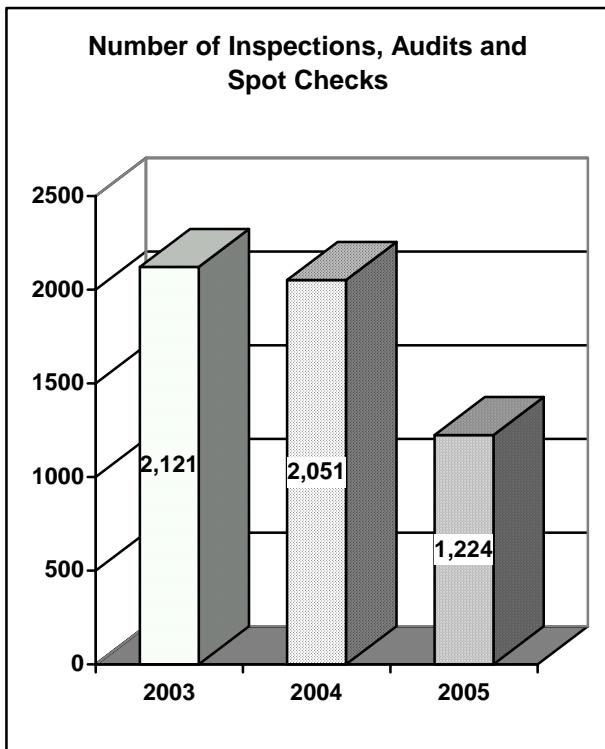
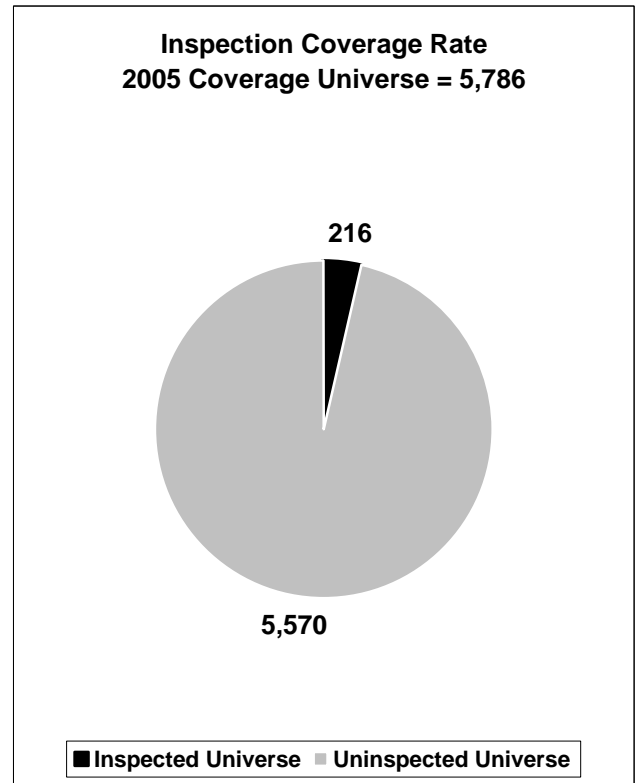
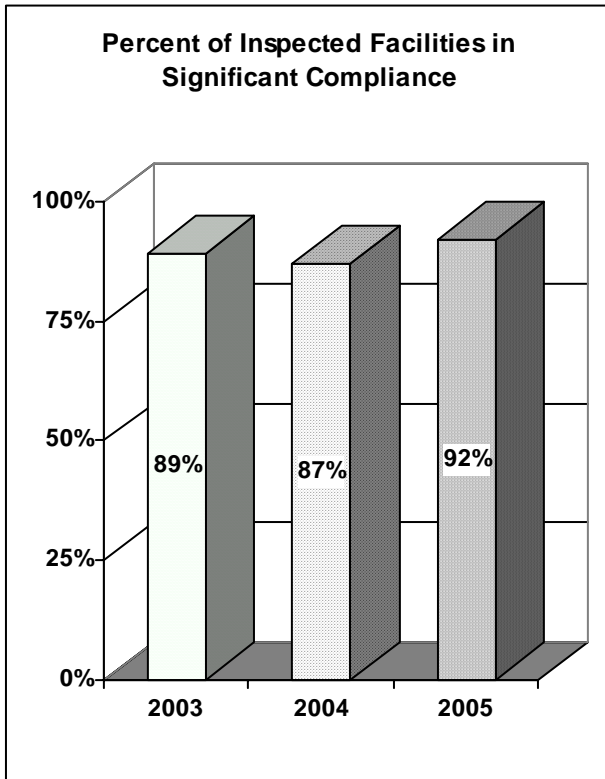
Oil Underground Storage Tank Systems

	2005 Total
<u>PERMITTED SITES/FACILITIES*</u>	
Number of Permits/Licenses issued (Technician & Remover Certifications)	161
Number of Permits/Licenses (Technician & Remover Certifications) in effect at Fiscal Year End	349
<u>OTHER REGULATED SITES/FACILITIES</u>	
Registered underground storage tank sites	5,786
<u>INSPECTIONS</u>	
Number of Sites inspected	216
Number of Inspections, Audits, Spot Checks	1,224
<u>COMPLIANCE PROFILE:</u>	
Number of Inspected Sites/Facilities with Significant Violations	17
% of Inspected Sites/Facilities in Significant Compliance	92%
% of Inspected Sites/Facilities with Significant Violations	8%
Inspection coverage Rate **	4%
<u>SIGNIFICANT VIOLATIONS</u>	
Number of Significant Violations involving Environmental or Health Impact	23
Number of Significant Violations based on Technical/Preventative Deficiencies	0
Number of Significant Violations carried over awaiting disposition from Previous Fiscal year	54
Total	77
<u>DISPOSITION OF SIGNIFICANT VIOLATIONS</u>	
Resolved	2
Ongoing	75
<u>ENFORCEMENT ACTIONS</u>	
Number of Compliance Assistance rendered	663
Number of Show Cause, Remedial, Corrective Actions issued	1
Number of Stop Work Orders	0
Number of Injunctions obtained	0
Number of Penalty and Other Enforcement Actions	17
Number of Referrals to Attorney General for possible Criminal Action	0
<u>PENALTIES</u>	
Amount of Penalties obtained	\$6,743

*Certified UST technicians and removers are part of the regulated community and, therefore, the inspection universe, and are included in the Report FY2000 forward.

** Coverage rate above is computed as the total number of sites inspected and dividing that by the total number of registered UST sites. Technician and Remover Certifications are part of the Program's universe. However, this number is not included in coverage rate in order not to bias the evaluation of the Program's goal to visit each underground storage tank system on a routine basis.

Oil Underground Storage Tank Systems



Refuse Disposal

PURPOSE

Improper handling of society's byproducts in the form of domestic, commercial, and industrial wastes can pose direct threats to both the public health and the quality of Maryland's water resources. The Solid Waste Program is responsible for two important elements of environmental regulation: the review of the technical information needed to support application for new solid waste disposal facilities and the inspection and enforcement of regulations at permitted and unpermitted disposal facilities. Regulated solid waste acceptance facilities include municipal landfills, rubble landfills, land clearing debris landfills, non-hazardous industrial waste landfills, municipal incinerators, solid waste processing facilities, and transfer stations.

AUTHORITY

FEDERAL: Resource Conservation and Recovery Act - Subtitle D; 40 CFR 257 and 258D

STATE: Environment Article, Title 9, Subtitle 2; COMAR 26.04.07

PROCESS

Permits are required for the construction and operation of solid waste acceptance facilities. The permits ensure that facilities are designed and operated in a manner protective of public health and the environment. The permit review activities cover a broad range of environmental and engineering elements to ensure state-of-the-art techniques protect the State's surface water, groundwater, air, and other natural resources. Routine unannounced inspections are performed at the facilities to ensure compliance.

Inspectors also spend a large percentage of their time investigating complaints regarding unpermitted facilities and open dumps. The compliance staff performs inspections and investigations to find, stop, and clean up illegal dumps and reduce the problems they cause, including odor, soil erosion, discharges of pollutants to surface water, and groundwater pollution. Corrective orders and penalties may be issued for violations in accordance with Department guidelines and procedures.

Compliance activities also include environmental monitoring and remediation. Geologists and engineers review groundwater monitoring and soil gas data to detect aqueous or gaseous pollutants, which may be migrating through the ground from landfills and dumpsites. When releases are detected, plans for landfill caps, groundwater and gas extraction, and treatment systems are required, subject to review and approval by MDE prior to implementation.

CONTRIBUTES TO MANAGING FOR RESULTS

Goal #2: Ensuring Safe and Adequate Drinking Water.

SUCSESSES/CHALLENGES:

The Solid Waste Program's refuse disposal inspection coverage rate increased during FY 2005 to 100% from 96% in FY 2004, as every permitted site was inspected. In addition, 85% of inspected facilities were in significant compliance and a total of 57 significant violations were resolved. Further, the total number of un-permitted sites in ongoing violations reduced to 6 from 21 in FY2004. The Solid Waste Program's number of inspections decreased from 900 in FY 2004 to 747 in FY 2005 and the number of compliance assistance actions rendered decreased from 83 in FY 2004 to 52 in FY 2005. The enforcement actions decreased from 42 in 2004 to 33 in FY2005. These decreases are due primarily to inspection staff departures that have significantly reduced Program enforcement staff.

The Solid Waste Program continues to be challenged by staff shortages and the need to retain trained inspectors. The Program operates solely on general funds. The Department continues to work with stakeholders to reach consensus and develop an appropriate funding mechanism to provide additional resources to improve solid waste permitting and improve services to the citizens of Maryland.

Refuse Disposal

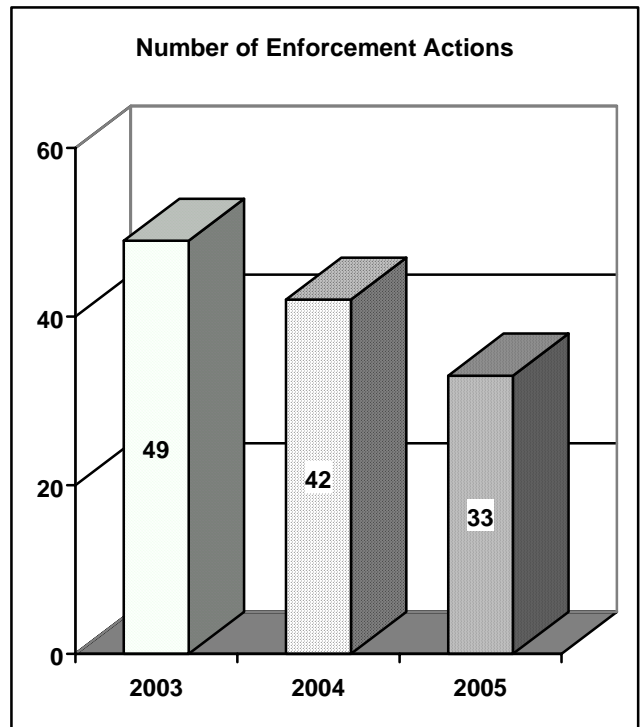
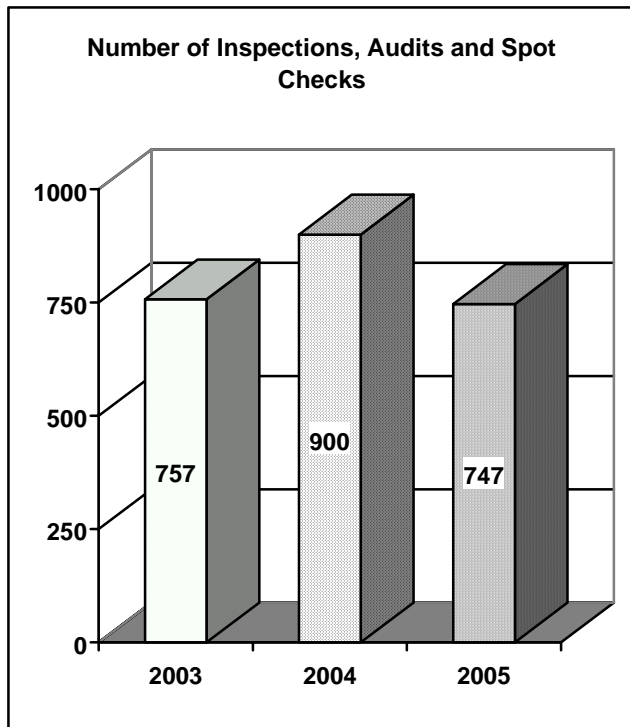
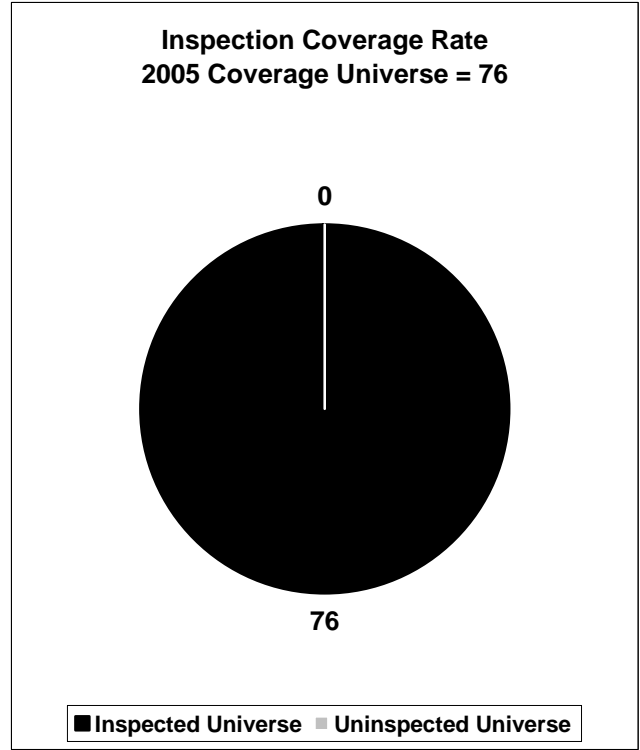
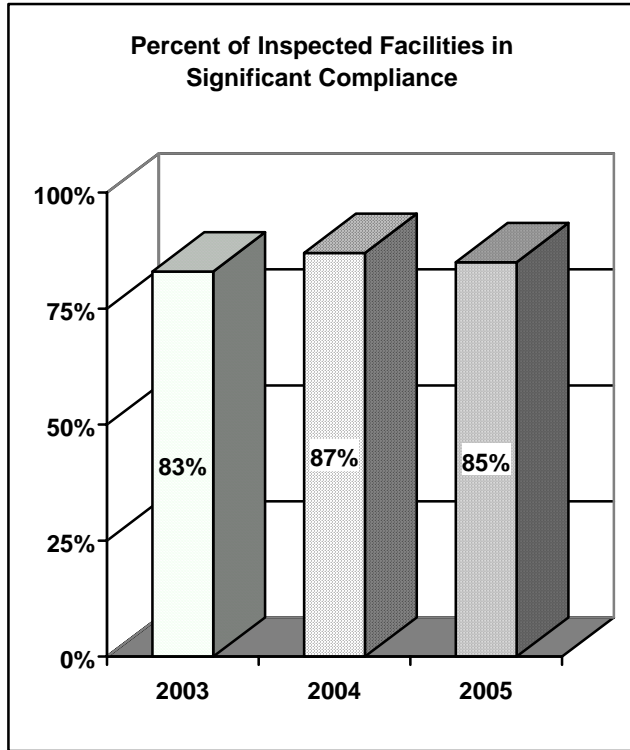
	2005 Totals
<u>PERMITTED SITES/FACILITIES</u>	
Number of Permits/Licenses issued	23
Number of Permits/Licenses in effect at Fiscal Year End *	77
<u>OTHER REGULATED SITES/FACILITIES</u>	
Unpermitted sites with ongoing violations	6
<u>INSPECTIONS</u>	
Number of Sites Inspected ***	185
Number of Permitted Facilities Inspected	76
Number of Inspections, Audits, Spot Checks	747
<u>COMPLIANCE PROFILE:</u>	
Number of Inspected Sites/Facilities with Significant Violations	27
% of Inspected Sites/Facilities in Significant Compliance	85%
% of Inspected Sites/Facilities with Significant Violations	15%
Inspection coverage Rate **	100%
<u>SIGNIFICANT VIOLATIONS</u>	
Number of Significant Violations involving Environmental or Health Impact	1
Number of Significant Violations based on Technical/Preventative Deficiencies	26
Number of Significant Violations carried over awaiting disposition from Previous Fiscal year	38
Total	65
<u>DISPOSITION OF SIGNIFICANT VIOLATIONS</u>	
Resolved	57
Ongoing	8
<u>ENFORCEMENT ACTIONS</u>	
Number of Compliance Assistance rendered	52
Number of Show Cause, Remedial, Corrective Actions issued	1
Number of Stop Work Orders	0
Number of Injunctions obtained	0
Number of Penalty and Other Enforcement Actions	32
Number of Referrals to Attorney General for possible Criminal Action	0
<u>PENALTIES</u>	
Amount of Penalties obtained	\$29,000

* This year only Refuse Disposal Permits have been counted. In prior years discharge permits at these sites were included.

** Coverage rate above is computed as the total number of permitted facilities inspected (76) and dividing that by the total number permitted facilities (76). The Program's goal is to perform monthly site visits. However, this coverage rate is computed as an annual figure.

*** 76 of the 185 sites were permitted facilities. The remaining sites included unpermitted dumpings, citizen complaints and other similar solid waste issues.

Refuse Disposal



Scrap Tires

PURPOSE

Licenses are required for the hauling, collection, storage, processing, recycling, and burning of scrap tires as tire-derived fuel. These licenses ensure that scrap tires are managed in a manner protective of public health and the environment.

AUTHORITY

STATE: Environment Article, Title 9, Subtitle 2;
Environment Article, Title 10, Nuisance Abatement;
COMAR 26.04.08

PROCESS

The licensing system is intended to regulate the management of scrap tires and prevent illegal dumping. A State fund is available when a landowner fails to clean up a scrap tire dump. Cost recovery from the landowner or other identifiable responsible party for all costs associated with the cleanup is required. In general, larger scrap tire facilities are inspected more frequently than smaller ones through routine unannounced inspections. Inspectors also investigate citizen complaints about illegal dumping or handling of scrap tires. Corrective orders and penalties may be issued for violations in accordance with Department guidelines and procedures.

CONTRIBUTES TO MANAGING FOR RESULTS

Goal # 1: Promoting Land Redevelopment and Urban Revitalization.

SUCCESSSES/CHALLENGES:

The scrap tire function of the Program continued the cleanup of scrap tire stockpiles, with 61 stockpiles remaining in FY 2005 compared to 68 in FY 2004. New stockpiles are still discovered every year. A total of 43 stockpiles were cleaned up in 2005 resulting in removal of 199,322 scrap tires. MDE partnerships with local governments are removing thousands of tires from the environment by providing drop-off sites and citizens drop off (amnesty) days.

There was a 11% decrease in the numbers of scrap tire site inspections conducted, from 820 in FY 2004 to 728 in FY2005, due primarily to inspection staff departures that have significantly reduced Program enforcement staff. This also resulted in a slight decrease in the inspection coverage rate from 16% in FY 2004 to 15% in FY 2005. 98% of inspected facilities were in significant compliance.

The Program continues to issue Notices of Violation to license holders that fail to submit required semi-annual reports. The number of scrap tire enforcement actions decreased from 259 in FY2004 to 188 in FY 2005, still a significant number. This 27% decrease is a reflection of the Program's success in achieving compliance from licensees during the reporting period. The Program resolved 238 significant violations during FY 2005 as compared to 141 in FY 2004.

This page intentionally left blank.

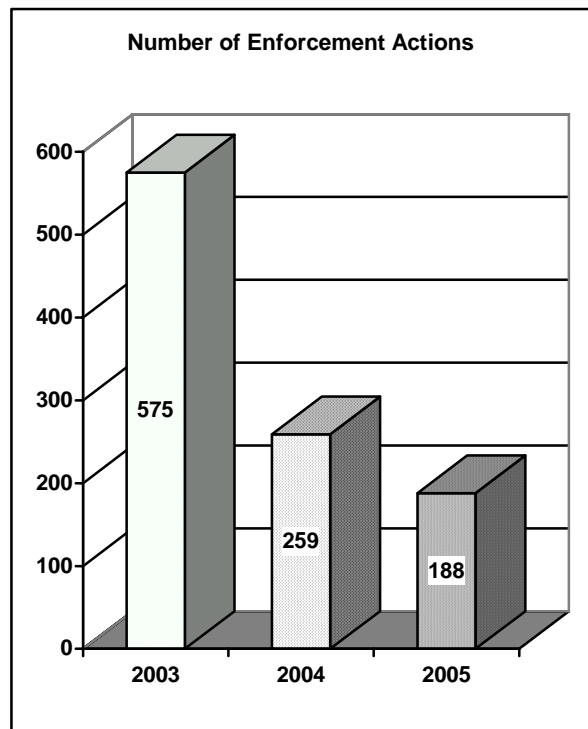
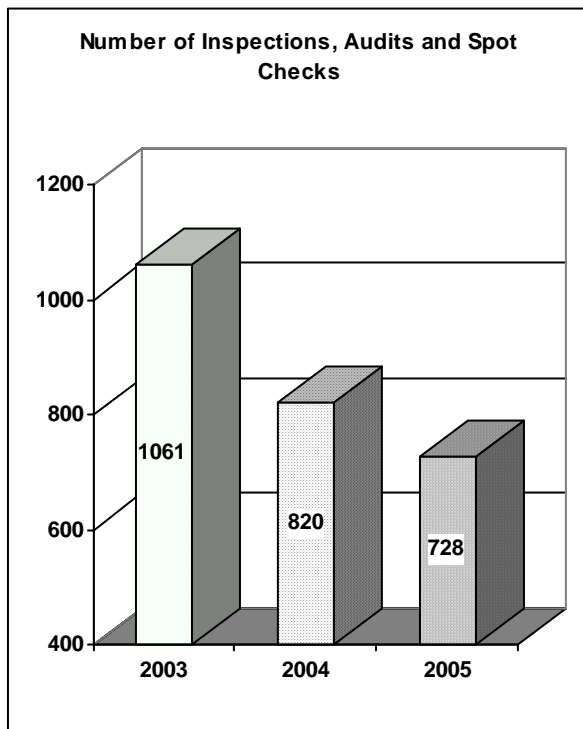
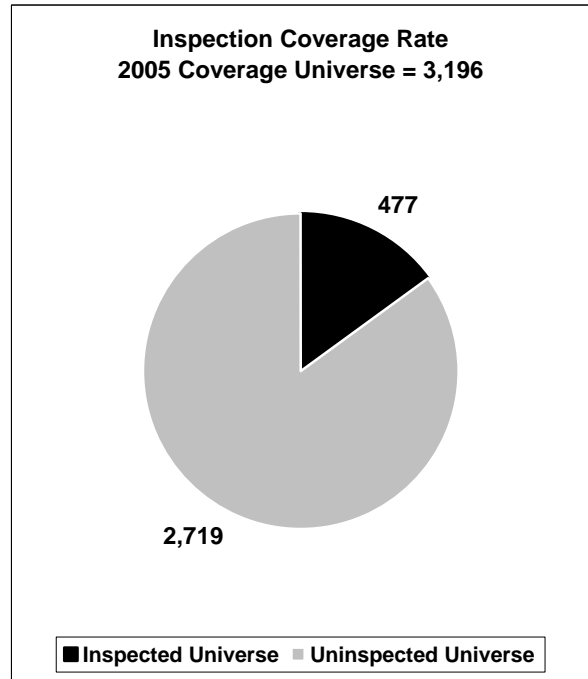
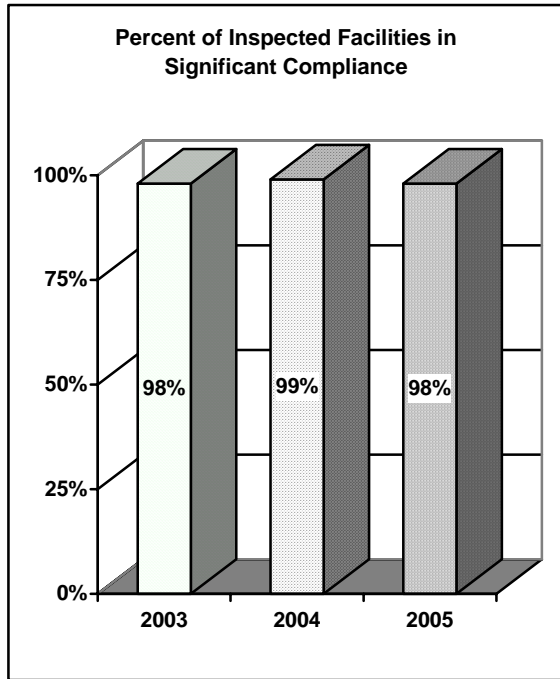
Scrap Tires

	2005 Totals
<u>PERMITTED SITES/FACILITIES</u>	
Number of Permits/Licenses issued	598
Number of Permits/Licenses in effect at Fiscal Year End	3135
<u>OTHER REGULATED SITES/FACILITIES</u>	
Stockpiles to be cleaned up	61
<u>INSPECTIONS</u>	
Number of Sites inspected	477
Number of Inspections, Audits, Spot Checks	728
<u>COMPLIANCE PROFILE:</u>	
Number of Inspected Sites/Facilities with Significant Violations	8
% of Inspected Sites/Facilities in Significant Compliance	98%
% of Inspected Sites/Facilities with Significant Violations	2%
Inspection coverage Rate *	15%
<u>SIGNIFICANT VIOLATIONS</u>	
Number of Significant Violations involving Environmental or Health Impact	0
Number of Significant Violations based on Technical/Preventative Deficiencies**	188
Number of Significant Violations carried over awaiting disposition from Previous Fiscal year	118
Total	306
<u>DISPOSITION OF SIGNIFICANT VIOLATIONS</u>	
Resolved	238
Ongoing	68
<u>ENFORCEMENT ACTIONS</u>	
Number of Compliance Assistance rendered	11
Number of Show Cause, Remedial, Corrective Actions issued	0
Number of Stop Work Orders	0
Number of Injunctions obtained	0
Number of Penalty and Other Enforcement Actions	188
Number of Referrals to Attorney General for possible Criminal Action	0
<u>PENALTIES</u>	
Amount of Penalties obtained	\$19,388

* Coverage rate above is computed as the total number of sites inspected and dividing that by the total number of permits/licenses in effect plus the number of stockpiles to be cleaned up.

** All but 8 of these violations were a result of failure to submit required reports.

Scrap Tires



Sewage Sludge Utilization

PURPOSE

Permits are required for the transportation, collection, handling, storage, treatment, land application, or disposal of sewage sludge in the State. The purpose of the permits is to ensure that sewage sludge is managed in a manner that is protective of public health and the environment. Sewage sludge utilized in Maryland is applied mostly for agricultural uses, composted, palletized, landfilled, or incinerated. Permit requirements include preparation of applicable nutrient management plans and other necessary documents.

AUTHORITY

STATE: Environment Article, Title 9, Subtitle 2; COMAR 26.04

PROCESS

Composting facilities, pelletizers, and storage facilities are inspected several times per year. Landfill disposal operations are inspected during the course of routine landfill inspections. Land application sites are inspected when the workload allows or when complaints are received. The inspector may recommend corrective actions to take, if any are required. If a significant violation is found, site complaints are issued. Corrective orders and penalties may be issued for violations in accordance with Department guidelines and procedures. Inspectors also investigate citizens' complaints about sewage sludge utilization.

CONTRIBUTES TO MANAGING FOR RESULTS

Goal #4: Improving and Protecting Water Quality.

SUCSESSES/CHALLENGES:

The Program's number of inspections declined during this reporting period, from 552 in FY 2004 to 502 in FY 2005, principally a result of the declining number of solid waste inspectors due to retirement and other departures. There have been no instances of unpermitted land application of sewage sludge in the State or instances of environmental or health impact. This is attributed to the Program's efforts to work with the regulated community over the last several years.

Even though Program has experienced a decline in its field activities in the past due mainly to vacant positions, the current hiring freeze, and increasing permitting workloads and other program priorities, a limited inspection staff has demonstrated efforts in increasing the coverage rate from 21% in FY 2004 to 26% in FY 2005. Further, 95% of inspected facilities were in significant compliance and a total of only 11 significant violations were managed during the year. In addition, 9 preliminary enforcement actions were taken for achieving compliance and documenting the violations, and 12 compliance assistance actions were rendered. This is due to the small and highly experienced nature of the regulated community – there are a relatively small number of governments and companies engaged in this work and the operators are familiar with the regulations and permit conditions.

Therefore, most violations are the result of accidental occurrences or misunderstandings, which are quickly resolved through compliance assistance efforts.

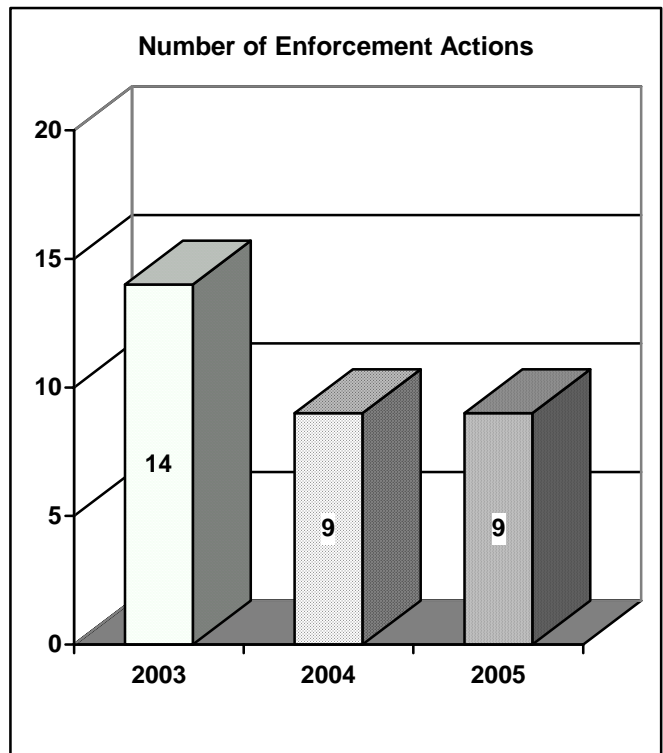
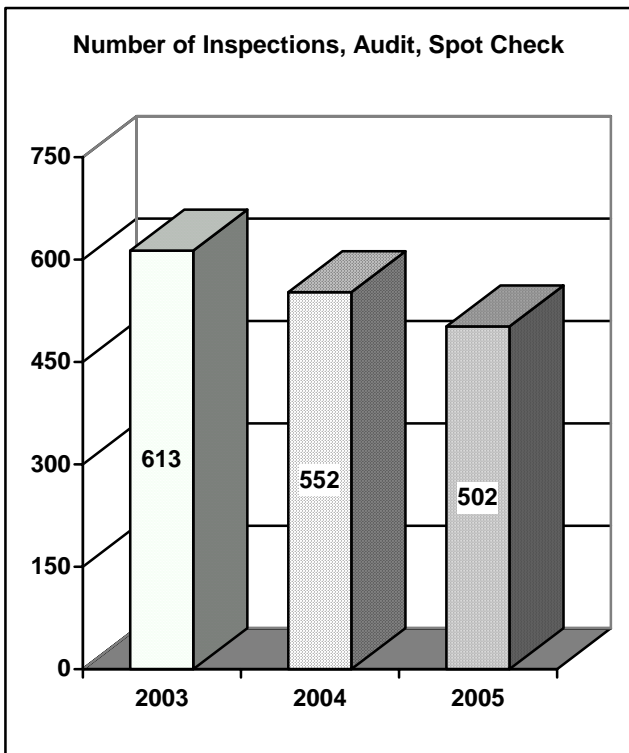
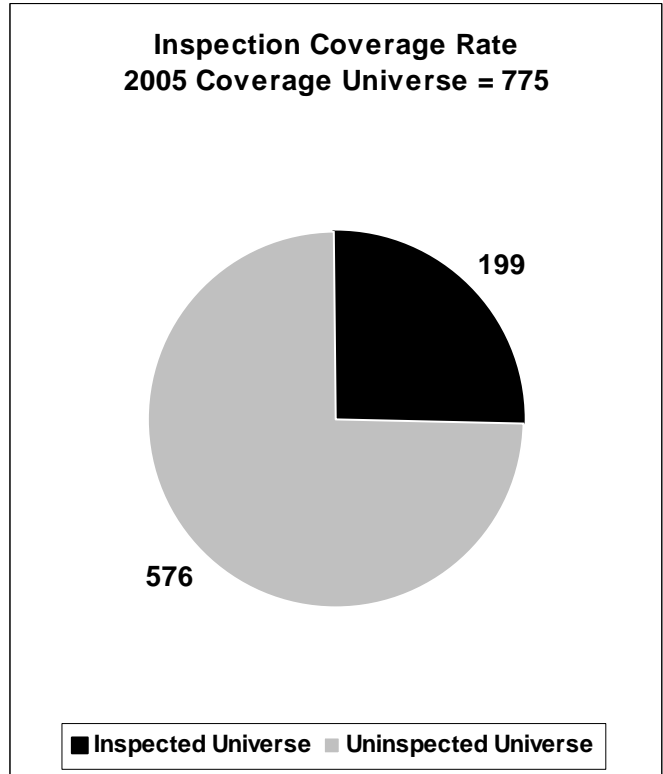
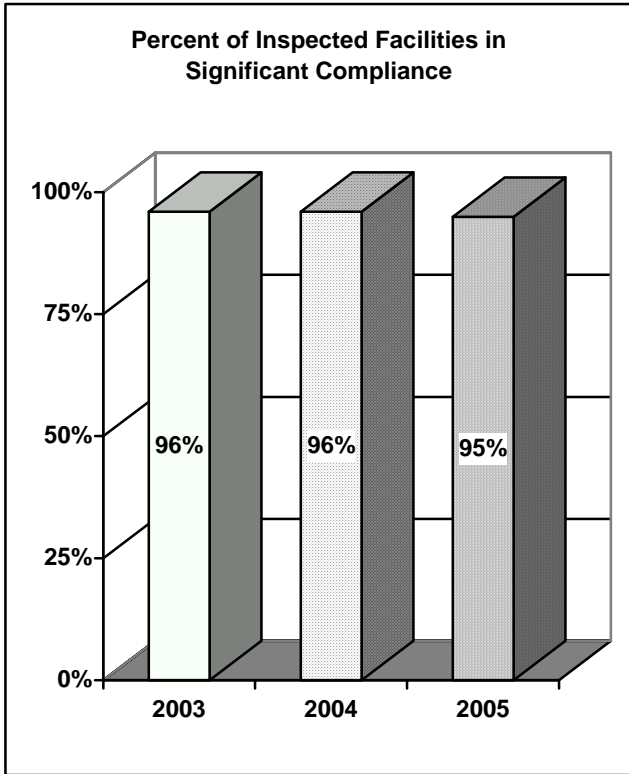
When considering the coverage rate for sewage sludge utilization sites, it should be noted that many of these sites are farm fields that may only receive sewage sludge once or twice during a five-year permit life. Inspection efforts are concentrated toward those sites that are active during the year, so actual coverage rate of sites that are active during the year is likely to be much higher than the reported value. The Program will continue reporting the total coverage value for consistency with past values, and for comparison to other programs.

Sewage Sludge Utilization

	2005 Totals
<u>PERMITTED SITES/FACILITIES</u>	
Number of Permits/Licenses issued	125
Number of Permits/Licenses in effect at Fiscal Year End	775
<u>OTHER REGULATED SITES/FACILITIES</u>	
Unpermitted sites with ongoing violations (added fy02)	0
<u>INSPECTIONS</u>	
Number of Sites inspected	199
Number of Inspections, Audits, Spot Checks	502
<u>COMPLIANCE PROFILE:</u>	
Number of Inspected Sites/Facilities with Significant Violations	11
% of Inspected Sites/Facilities in Significant Compliance	95%
% of Inspected Sites/Facilities with Significant Violations	5%
Inspection coverage Rate *	26%
<u>SIGNIFICANT VIOLATIONS</u>	
Number of Significant Violations involving Environmental or Health Impact	0
Number of Significant Violations based on Technical/Preventative Deficiencies	11
Number of Significant Violations carried over awaiting disposition from Previous Fiscal year	1
Total	12
<u>DISPOSITION OF SIGNIFICANT VIOLATIONS</u>	
Resolved	3
Ongoing	9
<u>ENFORCEMENT ACTIONS</u>	
Number of Compliance Assistance rendered	12
Number of Show Cause, Remedial, Corrective Actions issued	0
Number of Stop Work Orders	0
Number of Injunctions obtained	0
Number of Penalty and Other Enforcement Actions	9
Number of Referrals to Attorney General for possible Criminal Action	0
<u>PENALTIES</u>	
Amount of Penalties obtained	\$0

* Coverage rate above is computed as the total number of sites inspected and dividing that by the total number of permits/licenses in effect.

Sewage Sludge Utilization



Natural Wood Waste Recycling

PURPOSE

The purpose of the permits is to ensure that natural wood wastes are managed in a manner protective of public health and the environment. In particular, the permitting system is intended to prevent large-scale fires at these facilities. A General Permit is authorized and in use for facilities following common industry practices as described in the regulation.

AUTHORITY

STATE: Environment Article, Title 9, Subtitle 17; COMAR 26.04

PROCESS

Permits are required for the operation of facilities that recycle natural wood waste (stumps, root mat, branches, logs, and brush). Recycling is conducted by chipping the wastes and converting them into mulch. This process is regulated by the conditions in the permit.

Routine unannounced inspections may be performed at these facilities several times per year to ensure compliance with the permit conditions. MDE inspectors also investigate citizen complaints about wood waste recycling operations. Corrective orders and penalties may be issued for violations in accordance with Department guidelines and procedures.

CONTRIBUTES TO MANAGING FOR RESULTS

Goal #2: Ensuring Safe and Adequate Drinking Water.

SUCSESSES/CHALLENGES:

The Program's number of inspections remained steady at 128 during this reporting period. The percentage of facilities in significant compliance has decreased to 82% in FY 2005 from 85% in FY 2004. In addition, the percentage of significant violations increased from 15% in FY 2004 to 18% in FY 2005; and the inspection coverage rate decreased to 87% in FY 2005, down from 94% in FY 2004. It should be noted that the inspection coverage rate decreased due to increases in both the numbers of permitted and unpermitted sites/facilities. Also, 8 preliminary enforcement actions were taken for achieving compliance and documenting the violations and 7 compliance assistance actions were rendered.

Natural wood waste facilities were targeted for additional inspections in FY 2003 and FY 2004 after several severe fires at this type of facility in FY 2002. Although the Department is mandated to have a natural wood waste facility program, there are no inspectors provided in the budget for this activity. Therefore, inspections of these facilities come at the expense of sewage sludge and scrap tire inspections, which had decreased numbers of inspections.

This page intentionally left blank.

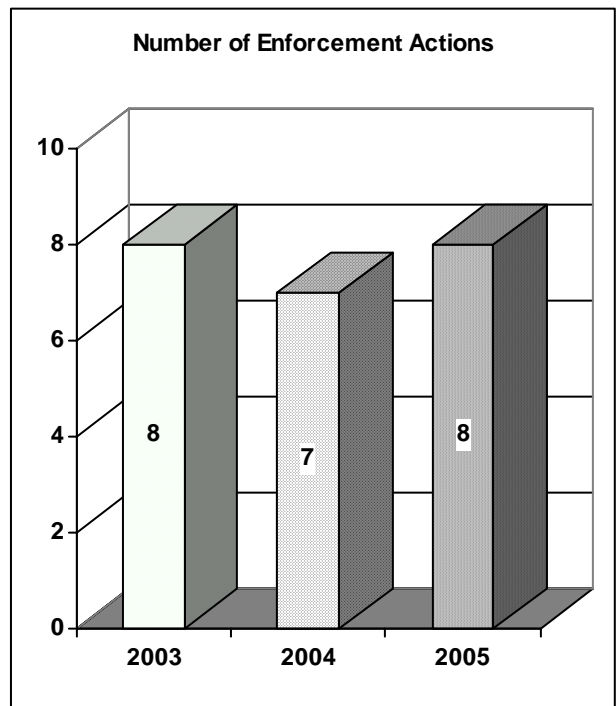
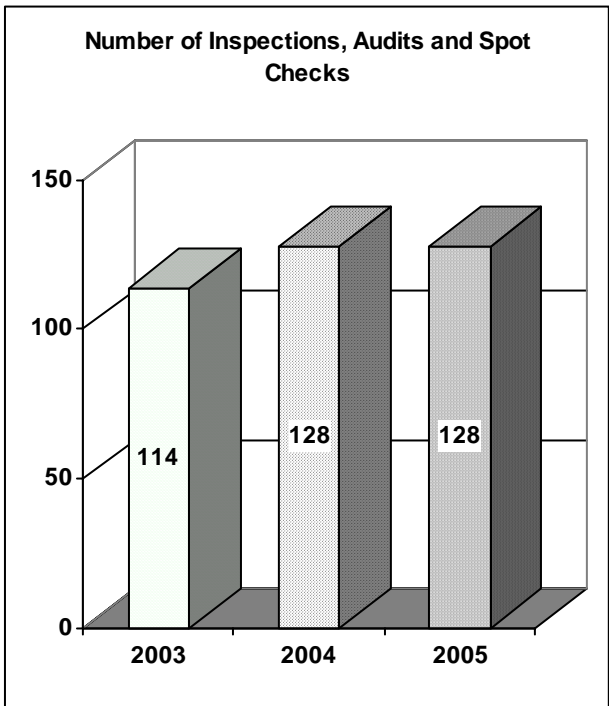
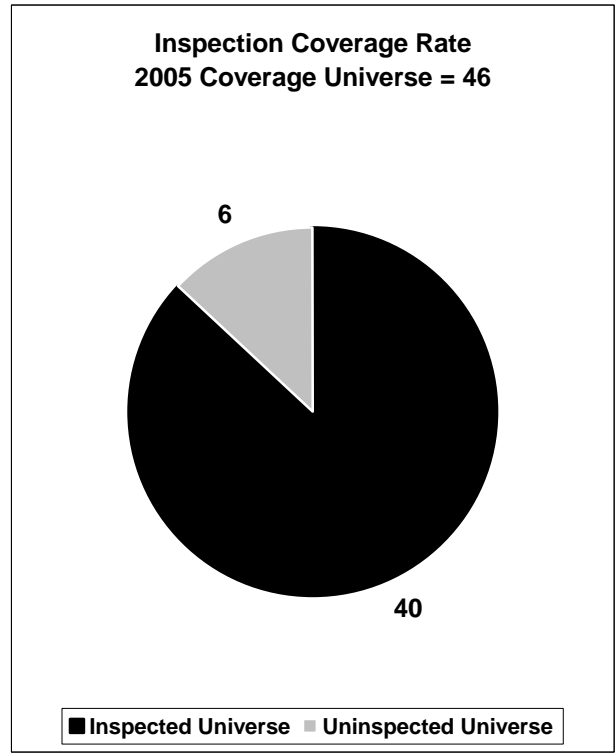
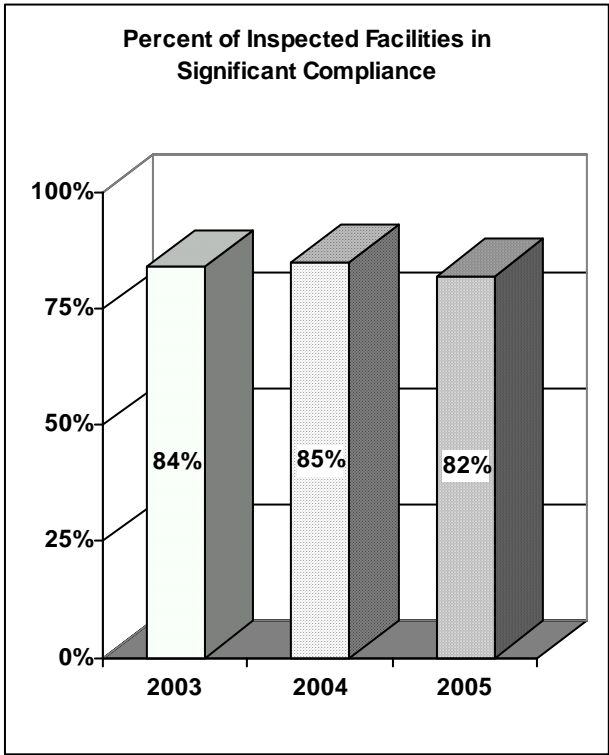
Natural Wood Waste Recycling

	2005 totals
<u>PERMITTED SITES/FACILITIES</u>	
Number of Permits/Licenses issued	7
Number of Permits/Licenses in effect at Fiscal Year End	29
<u>OTHER REGULATED SITES/FACILITIES</u>	
Unpermitted sites with ongoing violations	2
Unpermitted sites at Fiscal Year End	17
<u>INSPECTIONS</u>	
Number of Sites inspected*	40
Number of Inspections, Audits, Spot Checks	128
<u>COMPLIANCE PROFILE:</u>	
Number of Inspected Sites/Facilities with Significant Violations	7
% of Inspected Sites/Facilities in Significant Compliance	82%
% of Inspected Sites/Facilities with Significant Violations	18%
Inspection Coverage Rate **	87%
<u>SIGNIFICANT VIOLATIONS</u>	
Number of Significant Violations involving Environmental or Health Impact	0
Number of Significant Violations based on Technical/Preventative Deficiencies	7
Number of Significant Violations carried over awaiting disposition from Previous Fiscal year	8
Total	15
<u>DISPOSITION OF SIGNIFICANT VIOLATIONS</u>	
Resolved	9
Ongoing	6
<u>ENFORCEMENT ACTIONS</u>	
Number of Compliance Assistance rendered	7
Number of Show Cause, Remedial, Corrective Actions issued	0
Number of Stop Work Orders	0
Number of Injunctions obtained	0
Number of Penalty and Other Enforcement Actions	8
Number of Referrals to Attorney General for possible Criminal Action	0
<u>PENALTIES</u>	
Amount of Penalties obtained	\$5,000

*Number of inspected sites includes permitted facilities, government facilities that do not require permits, unpermitted natural wood waste operations and citizen complaints.

** Coverage rate is computed as the total number of sites inspected and dividing that by the total number of Permits/Licenses in effect plus the number of unpermitted sites discovered and inspected.

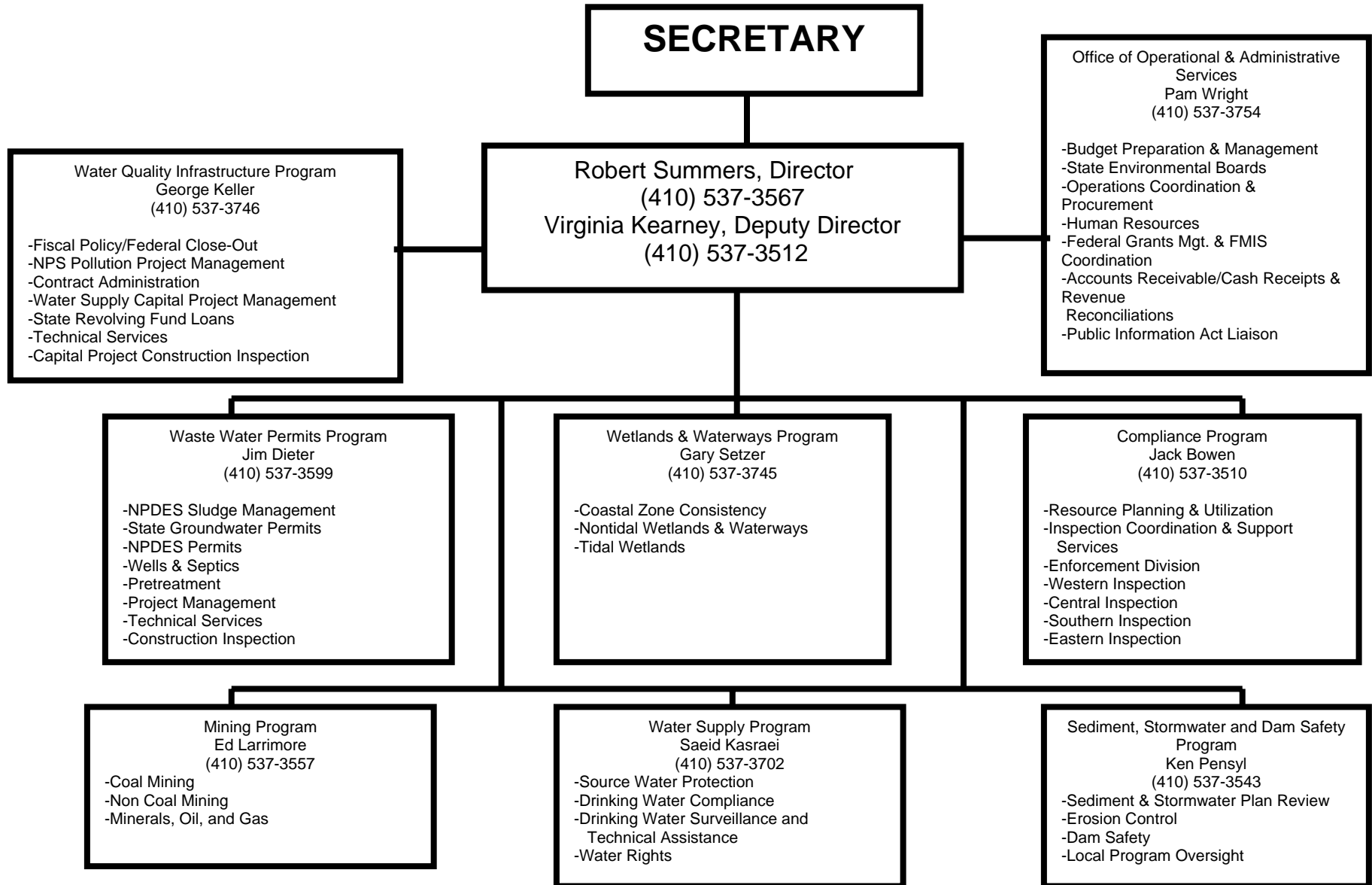
Wood Waste Recycling





WATER MANAGEMENT ADMINISTRATION

WATER MANAGEMENT ADMINISTRATION



Discharges – Groundwater (Municipal And Industrial)

PURPOSE

Groundwater Discharge Permits control the disposal of treated municipal or industrial wastewater into the State's groundwater via spray irrigation or other land-treatment applications. A groundwater discharge permit will contain the limitations and requirements deemed necessary to protect public health and minimize groundwater pollution.

AUTHORITY

STATE: Environment Article, Title 9, Subtitle 3; COMAR 26.08

PROCESS

Upon permit issuance, the file is transferred to the Compliance Program where an inspection priority is assigned. Inspections at the facilities are scheduled in accordance with the assigned priority. Facilities are not given advance notification of routine inspections. Scheduled inspection frequencies may be modified as workload or priorities change. If samples are needed to document site conditions they are taken and turned into a lab for analysis. Discharge Permits require sample self-monitoring of the discharge by the facility; results are filed quarterly with the Department in the form of Discharge Monitoring Reports (DMR). DMR review by the inspector is not counted as a separate activity; rather it is part of the inspector's preparation for making a facility's inspection. Submitted DMR's are reviewed, in the office, by Enforcement Division Staff in order to determine whether the criterion for "Significant Noncompliance" has been met. The DMR reviews performed by the Enforcement Division are included in the following Table on the line identified as "Inspections, Audits, Spot Checks." The Enforcement Division is also responsible for entering all DMR data into a database.

CONTRIBUTES TO MANAGING FOR RESULTS

Goal #4: Improving and Protecting Water Quality.

SUCCESSSES AND CHALLENGES

Excessive nutrients and industrial wastewater have the potential to impact the quality of groundwater. Through the groundwater discharge permitting process, dischargers are inventoried, inspected, and enforced.

DMR's were reviewed for all permitted sites that require DMR submittals as a part of their groundwater permit. These reviews were counted in Number of Sites Inspected this year. The Compliance Program performed 115 site visits at these facilities. In previous years, DMR reviews were counted as inspections, but not counted in the Number of Sites Inspected. This accounts for the dramatic increase in the coverage rate over past years.

Discharge – Groundwater (Municipal And Industrial)

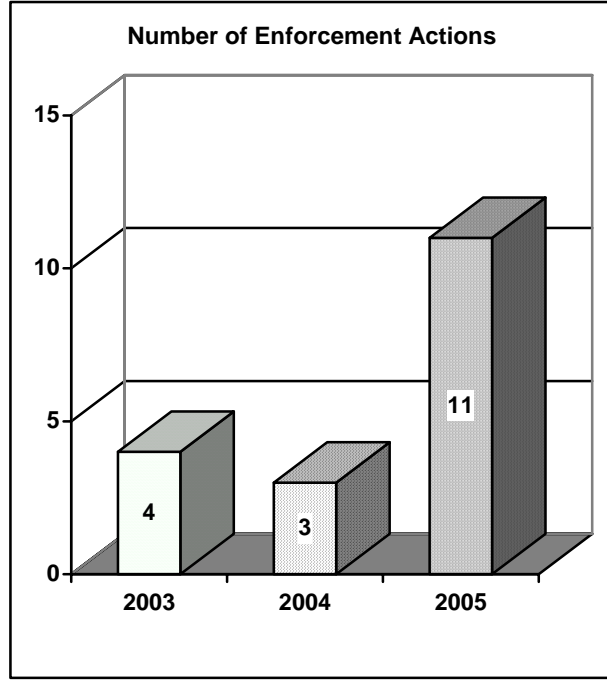
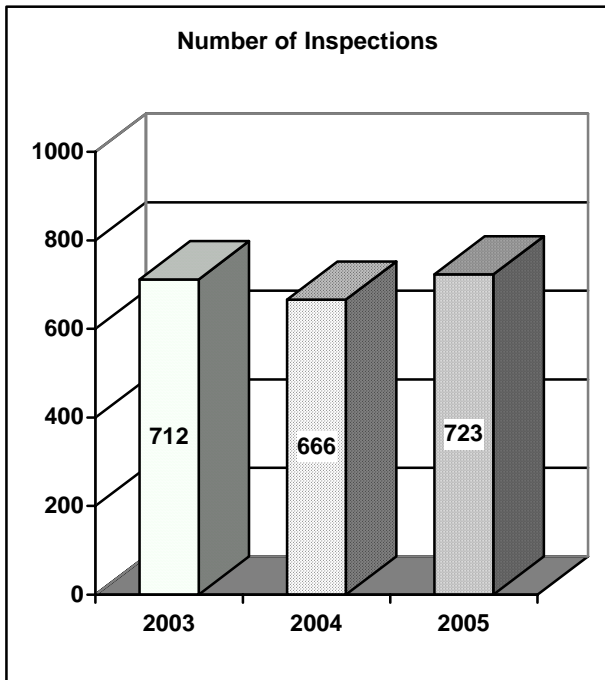
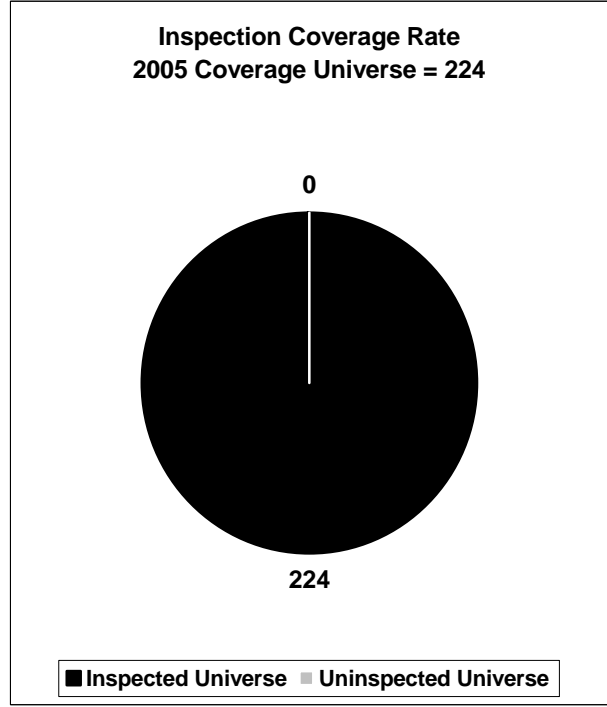
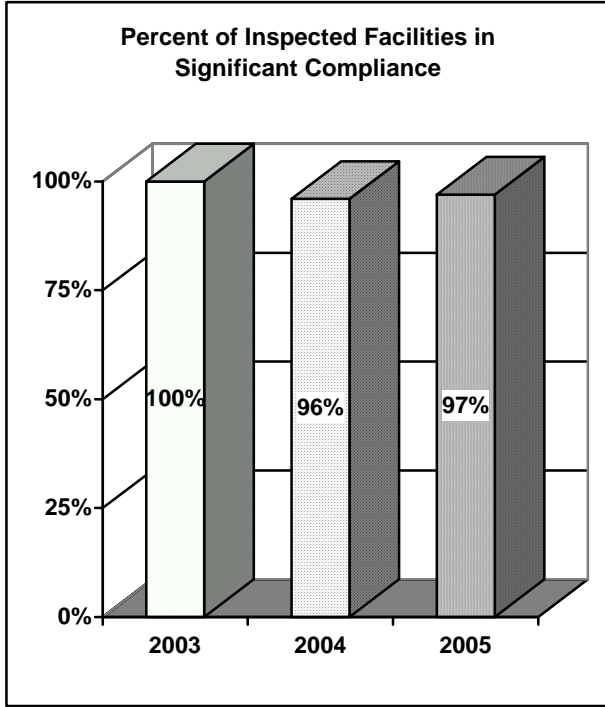
	2005 Totals
<u>PERMITTED SITES/FACILITIES</u>	
Number of Permits/Licenses issued*	38
Number of Permits/Licenses in effect at Fiscal Year End	224
<u>OTHER REGULATED SITES/FACILITIES</u>	
None	
<u>INSPECTIONS</u>	
Number of Sites inspected	224
Number of Inspections, Audits, Spot Checks**	723
<u>COMPLIANCE PROFILE:</u>	
Number of Inspected Sites/Facilities with Significant Violations	7
% of Inspected Sites/Facilities in Significant Compliance	97%
% of Inspected Sites/Facilities with Significant Violations	3%
Inspection coverage Rate ***	100%
<u>SIGNIFICANT VIOLATIONS</u>	
Number of Significant Violations involving Environmental or Health Impact	7
Number of Significant Violations based on Technical/Preventative Deficiencies	0
Number of Significant Violations carried over awaiting disposition from Previous Fiscal year	8
Total	15
<u>DISPOSITION OF SIGNIFICANT VIOLATIONS</u>	
Resolved	3
Ongoing	12
<u>ENFORCEMENT ACTIONS</u>	
Number of Compliance Assistance rendered	3
Number of Show Cause, Remedial, Corrective Actions issued	10
Number of Stop Work Orders	0
Number of Injunctions obtained	0
Number of Penalty and Other Enforcement Actions	1
Number of Referrals to Attorney General for possible Criminal Action	0
<u>PENALTIES</u>	
Amount of Administrative or Civil Penalties obtained	\$1,800

* Includes 12 new/ 22 renewals/ 4 modifications

** This number includes 115 inspections and 608 DMR reviews.

*** Coverage rate above is computed as the total number of sites inspected and dividing that by the sum of the total number of permits/licenses in effect.

Discharge – Groundwater (Municipal and Industrial)



Discharges - Surface Water (Municipal & Industrial) State and NPDES Permits

PURPOSE

The purpose of the federal National Pollutant Discharge Elimination System (NPDES) program is to control pollution generated from industrial activity, municipal wastewater systems, certain agricultural activities and stormwater runoff from industrial, municipal and agricultural activities. Anyone who discharges wastewater to surface waters needs a surface water discharge permit. Applicants include municipalities, counties, schools and commercial sewage treatment plants, as well as treatment systems for private residences that use surface discharge techniques. All industrial, commercial or institutional facilities that discharge wastewater (or storm water from certain facilities) directly to surface waters of Maryland need this permit. All discharges to municipal wastewater systems will only require a pretreatment permit. Certain agricultural activities, specifically, concentrated animal feeding operations, are also required to obtain a surface water discharge permit.

The NPDES permit system also includes a stormwater component to control pollution generated from runoff associated with industrial sites, municipal storm sewer systems, and concentrated animal feeding operations. Eleven categories of industry and certain sized local governments are required by the Clean Water Act and the U.S. Environmental Protection Agency (EPA) to be permitted under the NPDES stormwater program. The surface water discharge permit combines the requirements of the State discharge permit program and the NPDES into one permit for municipal wastewater treatment facilities, businesses, and industrial facilities, that discharge to State surface waters. The permit is designated to maintain water quality standards in the water receiving the discharge.

NOTE: The General Permit for construction activity is tracked and documented under the Stormwater Management and Erosion & Sediment Control Program. General discharge permit coverage is required for construction activities that involve one acre or more of disturbance.

AUTHORITY

FEDERAL: Clean Water Act

STATE: Environment Article, Title 9, Subtitle 3; COMAR 26.08

PROCESS

Upon issuance of a permit the file is transferred to the Compliance Program where an inspection priority is assigned. Inspections at the facility are scheduled in accordance with the assigned priority. Facilities are not given advance notification of routine inspections. Scheduled inspection frequencies may be modified as workload or priorities change. If water quality samples are needed to document site conditions they are taken and submitted to a lab for analysis. Discharge Permits require self-monitoring sampling of the discharge by the facility and results filed quarterly with the Department in Discharge Monitoring Reports (DMR). DMR review by the inspector is not counted as a separate

activity; rather it is part of the inspector's preparation for making a facility inspection. Submitted DMR's are reviewed, in the office, by Enforcement Division Staff in order to determine whether the criterion for "Significant Noncompliance" has been met. The DMR reviews performed by the Enforcement Division are included in the following Table on the line identified as "Inspections, Audits, Spot Checks". The Enforcement Division is also responsible for entering all DMR data into a database.

CONTRIBUTES TO MANAGING FOR RESULTS

Goal #4: Improving and Protecting Water Quality.

SUCCESSSES AND CHALLENGES

Excessive nutrients from municipal and industrial wastewater, industrial chemicals in wastewater, and the pollutants carried by stormwater runoff all have the potential to impact the quality of surface waters. Through the surface water discharge permitting process, dischargers are inventoried, inspected, and enforced. WMA was again challenged this year to focus increased attention to numerous sewage overflows primarily from municipal sewage collection systems. The Compliance Program continued to inspect each overflow/spill report that it received.

DMR's were reviewed for all permitted sites that require DMR submittals as a part of their surface water permit. These reviews were counted in Number of Sites Inspected this year. The Compliance Program performed 3,157 site visits at these facilities. In previous years, DMR reviews were counted as inspections, but not counted in the Number of Sites Inspected. This accounts for the dramatic increase in the coverage rate over past years.

Supplemental Environmental Projects (SEP)

WMA encourages the use of SEPs because they can play a role in securing significant environmental or public health protection and improvements. SEPs may be particularly appropriate to further the objectives in the statutes WMA administers and to achieve other policy goals, including promoting pollution prevention and environmental justice.

In FY2005, WMA finalized administrative consent orders with three municipal wastewater treatment plants, two county landfills and one CAFO, to perform SEP's totaling \$361,500.

Discharges – Surface Water (Municipal & Industrial) State and NPDES Permits

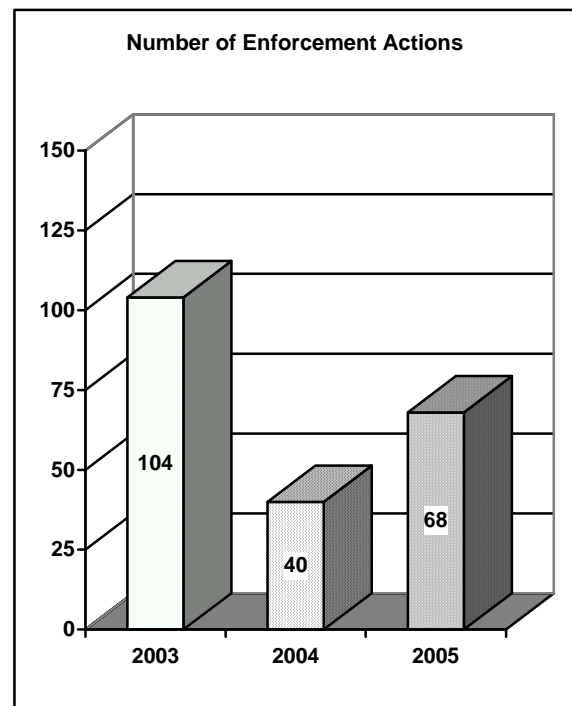
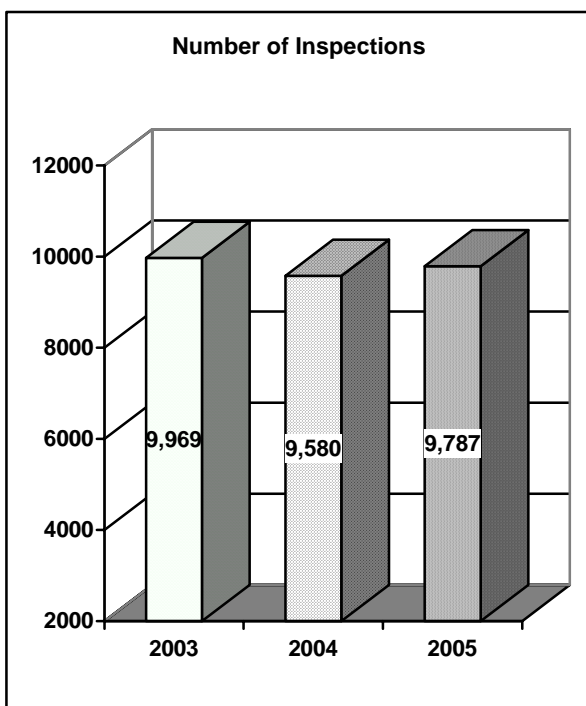
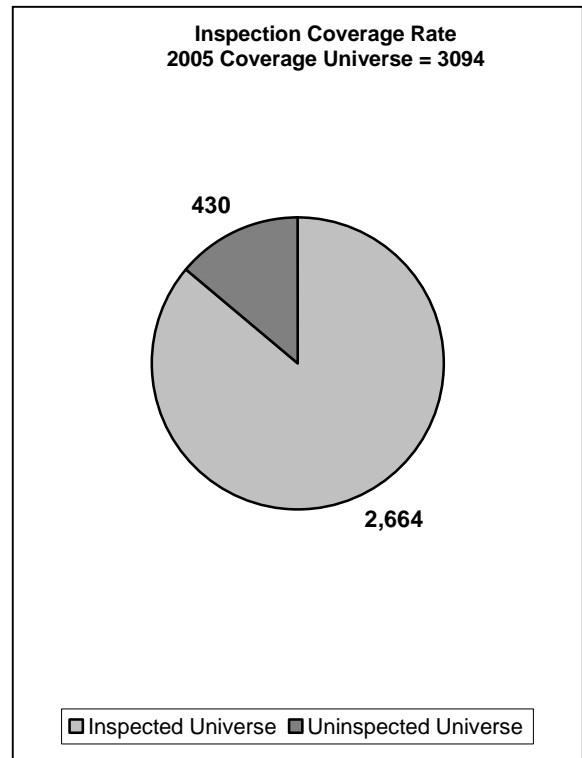
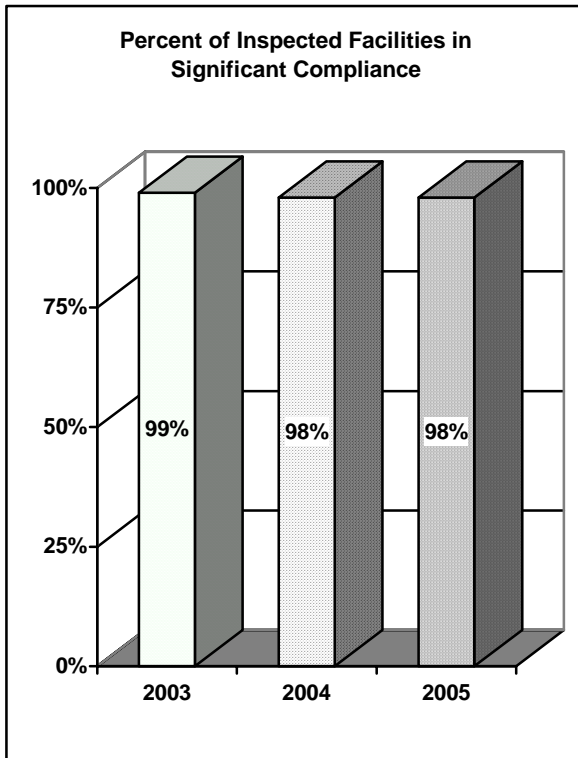
	2005 Totals
<u>PERMITTED SITES/FACILITIES</u>	
Number of Permits/Licenses issued*	299
Number of Permits/Licenses in effect at Fiscal Year End	3,094
<u>OTHER REGULATED SITES/FACILITIES</u>	
None	
<u>INSPECTIONS</u>	
Number of Sites inspected	2,664
Number of Inspections, Audits, Spot Checks**	9,787
<u>COMPLIANCE PROFILE:</u>	
Number of Inspected Sites/Facilities with Significant Violations	42
% of Inspected Sites/Facilities in Significant Compliance	98%
% of Inspected Sites/Facilities with Significant Violations	2%
Inspection coverage Rate ***	86%
<u>SIGNIFICANT VIOLATIONS</u>	
Number of Significant Violations involving Environmental or Health Impact	34
Number of Significant Violations based on Technical/Preventative Deficiencies	8
Number of Significant Violations carried over awaiting disposition from Previous Fiscal year	73
Total	115
<u>DISPOSITION OF SIGNIFICANT VIOLATIONS</u>	
Resolved	61
Ongoing	54
<u>ENFORCEMENT ACTIONS</u>	
Number of Compliance Assistance rendered	115
Number of Show Cause, Remedial, Corrective Actions issued	20
Number of Stop Work Orders	0
Number of Injunctions obtained	3
Number of Penalty and Other Enforcement Actions	45
Number of Referrals to Attorney General for possible Criminal Action	0
<u>PENALTIES</u>	
Amount of Administrative or Civil Penalties obtained	\$434,521

* This number includes 189 new permits/ 83 renewals and 27 conversions/modifications of permits.

** This number includes 3,157 inspections and 6,630 DMR reviews.

*** Coverage rate above is computed as the total number of sites inspected and dividing that by the total number of permits/licenses in effect.

Discharges – Surface Water (Municipal & Industrial) State and NPDES Permits



Discharges – Pretreatment (Industrial)

PURPOSE

As part of its responsibility for enforcing federal and state laws and regulations pertaining to the discharge of wastewaters, MDE is responsible for controlling wastewaters from industrial and other non-domestic sources discharged into publicly owned treatment works (POTW). In accordance with its authority as delegated by EPA, in FY05 MDE has delegated responsibility for implementation of a pretreatment program to 19 local pretreatment programs which are responsible for 218 sites. In addition to these, MDE issues pretreatment permits directly to 4 industries discharging to non-delegated POTW's. Local pretreatment program responsibilities include issuing discharge permits to industrial users, conducting industrial inspections and performing compliance monitoring, developing and enforcing local limits, enforcing federal pretreatment standards and assessing penalties against industrial users. These requirements are included in a delegation agreement, which is signed by the POTW and MDE and then incorporated by reference into the POTW's NPDES permit issued by MDE. Given the fact that the bulk of the responsibility for this program is delegated to POTW's, the enforcement actions and penalties that are pursued and collected in this program are by local government and would not be reflected in MDE's enforcement statistics.

AUTHORITY

FEDERAL: Clean Water Act

STATE: Environment Article, Title 9, Subtitle 3; COMAR 26.08

PROCESS

MDE, through the Pretreatment Program, oversees local pretreatment program implementation. This oversight is performed by the permitting program staff by conducting: 1) pretreatment compliance inspections of pretreatment programs; 2) audits of pretreatment programs; 3) joint review of industrial user permits; 4) independent and joint industrial inspections with the POTW; 5) review of quarterly status reports from the delegated POTW's or, 6) initiation of enforcement actions when the POTW fails to act in accordance with its delegated responsibilities. The Pretreatment Program also issues permits to categorical industrial users discharging to wastewater treatment plants in areas of the state without delegated pretreatment programs. Compliance of these industrial users is tracked by review of periodic compliance reports and the results of annual inspections conducted by MDE.

CONTRIBUTES TO MANAGING FOR RESULTS:

Goal #4: Improving and Protecting Water Quality

SUCSESSES AND CHALLENGES

Excessive nutrients from municipal and industrial wastewater and industrial chemicals in wastewater have the potential to impact the quality of surface waters. The Pretreatment Program currently issues permits to categorical industrial users located in areas not serviced by jurisdictions with delegated pretreatment programs. In addition it provides oversight of the 19-delegated pretreatment programs with technical and regulatory assistance. The Pretreatment Program has been able to inspect all delegated pretreatment programs and inspect all categorical industrial users permitted directly by the Program on an annual basis. Additionally, upon request and on a proactive basis, inspections were also performed at several industrial users with compliance issues that are permitted by local delegated pretreatment programs. The Pretreatment Program is working with one additional jurisdiction to develop a pretreatment program. It is expected to receive delegation in 2006.

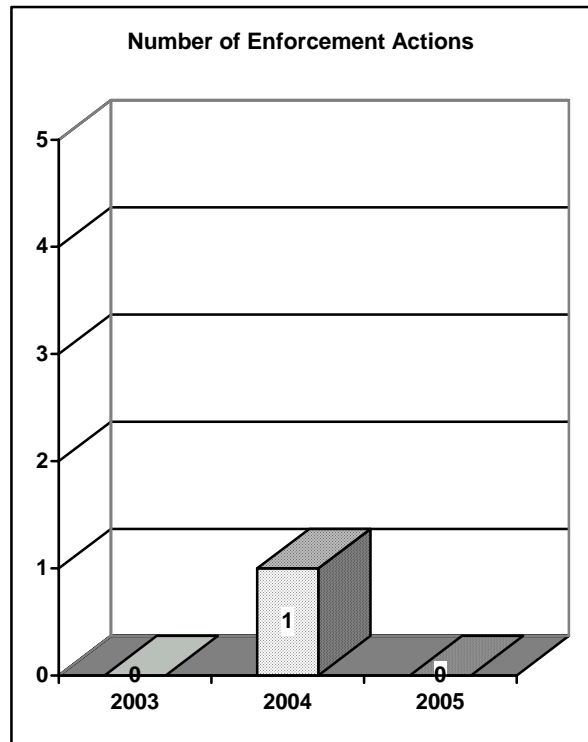
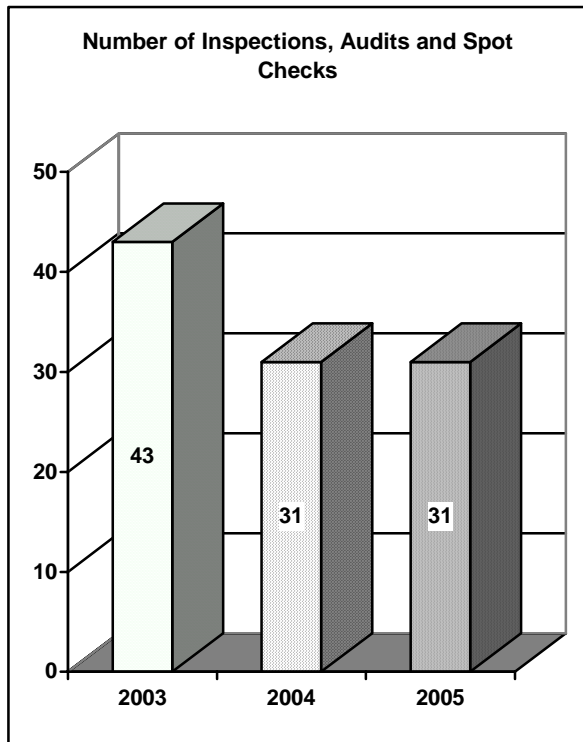
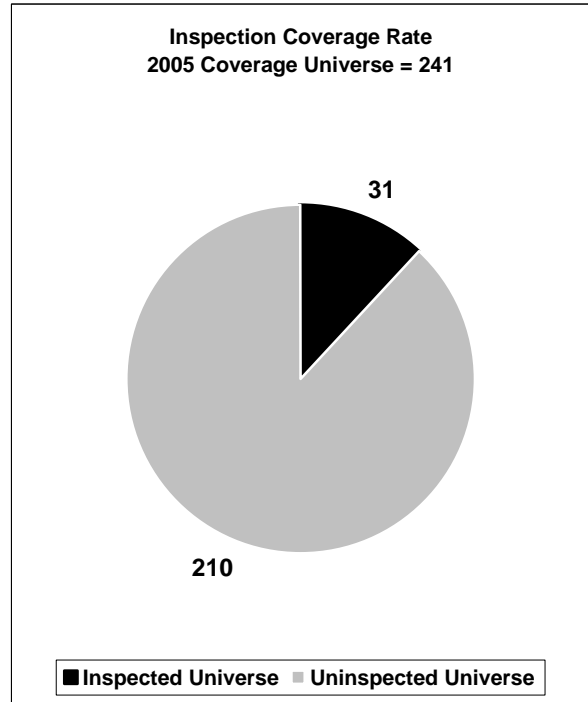
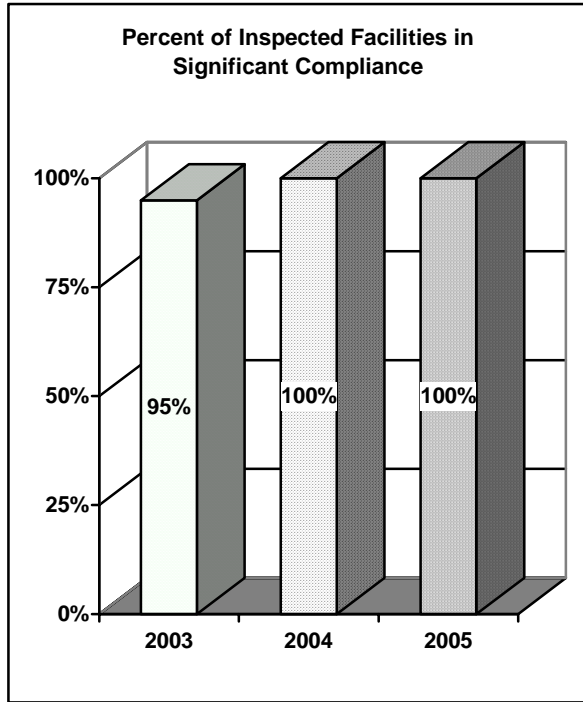
Discharges - Pretreatment (Industrial)

	2005Totals
<u>PERMITTED SITES/FACILITIES</u>	
Number of Permits/Licenses issued	2
Number of Permits/Licenses in effect at Fiscal Year End *	4
<u>OTHER REGULATED SITES/FACILITIES</u>	
Publicly Owned Treatment Works (POTWs)	19
Locally regulated Significant Industrial Users not including POTW's *	218
<u>INSPECTIONS</u>	
Number of Sites inspected	31
Number of Inspections, Audits, Spot Checks	31
<u>COMPLIANCE PROFILE:</u>	
Number of Inspected Sites/Facilities with Significant Violations	0
% of Inspected Sites/Facilities in Significant Compliance	100%
% of Inspected Sites/Facilities with Significant Violations	0%
Inspection coverage Rate **	13%
<u>SIGNIFICANT VIOLATIONS</u>	
Number of Significant Violations involving Environmental or Health Impact	0
Number of Significant Violations based on Technical/Preventative Deficiencies	0
Number of Significant Violations carried over awaiting disposition from Previous Fiscal year	0
Total	0
<u>DISPOSITION OF SIGNIFICANT VIOLATIONS</u>	
Resolved	0
Ongoing	0
<u>ENFORCEMENT ACTIONS</u>	
Number of Compliance Assistance rendered	0
Number of Show Cause, Remedial, Corrective Actions issued	0
Number of Stop Work Orders	0
Number of Injunctions obtained	0
Number of Penalty and Other Enforcement Actions	0
Number of Referrals to Attorney General for possible Criminal Action	0
<u>PENALTIES</u>	
Amount of Administrative or Civil Penalties obtained	\$200

* These are State permitted Categorical Industries.

** Coverage rate is defined as the number of sites inspected divided by the sum of permits/licenses in effect, the POTW's and the significant industrial users. However, the Program is responsible for inspecting only the permittees, the POTW's and only some of the industrial users and is required by statute to provide a 100% coverage rate of those and this fiscal year, the program MET that requirement.

Discharge – Pretreatment (Industrial)



Stormwater Management and Erosion & Sediment Control For Construction Activity

PURPOSE

The purpose of Maryland's erosion and sediment control program is to lessen the impact to the aquatic environment caused by sediment leaving construction sites. Any construction activity in Maryland that disturbs 5,000 square feet or more of land, or results in 100 cubic yards or more of earth movement must have approved stormwater management and erosion and sediment control plans before construction begins. The purpose of Maryland's stormwater management program is to reduce stream channel erosion, pollution, siltation, and local flooding caused by land use changes associated with urbanization. This is accomplished by maintaining after development, the pre-development runoff conditions through the use of various stormwater management measures. Additionally, for any construction activity that disturbs one or more acres, coverage must be obtained under the Department's general permit for construction activity. The purpose of this permit is to prevent water pollution and streambank erosion caused by excess erosion, siltation, and stormwater flows from construction sites.

The purpose of the federal National Pollutant Discharge Elimination System (NPDES) stormwater program is to control pollution generated from runoff associated with industrial activity and municipal storm sewer systems. Eleven categories of industry and certain sized local governments are required by the Clean Water Act and the U.S. Environmental Protection Agency (EPA) to be permitted under the NPDES stormwater program.

AUTHORITY

FEDERAL: Clean Water Act, Section 402; 40 CFR

STATE: Environment Article, Title 4, Subtitle 1 and Subtitle 2; COMAR 26.17

PROCESS

Inspection and enforcement authority for erosion and sediment control has been delegated by the state. State inspections are performed at all construction projects in the 10 non-delegated counties. Inspections at all state and federal projects throughout Maryland are the responsibility of the State inspection program. This report does not reflect the erosion and sediment control inspection and enforcement activities conducted by local governments in delegated jurisdictions. Stormwater management approval for all non-state and nonfederal projects is by law the responsibility of each local jurisdiction. State inspections of stormwater management facilities are performed only for state and federal projects. Upon issuance of a permit or authorization (whether by the Sediment and Stormwater Plan Review Division or by the local sediment control approval authority), the file is transferred to the Compliance Program where an inspection priority is assigned. The inspectors then schedule routine inspections of the facilities adhering to the assigned

priority as much as workload allows. Facilities are not given advance notification of routine inspections. At any time during the process, the inspection frequency can be adjusted as site conditions or workload demands.

As in the previous reports, the Stormwater Management and Erosion and Sediment Control programs have been combined into one table. The rationale for this change is that at the state level, these projects are reviewed and approved as one project. For all state and federal projects, plan review and approval for stormwater management and for sediment control is performed by the Sediment, Stormwater and Dam Safety Program, and inspections for stormwater management and sediment control are performed by the Compliance Program. Conversely, all non-state/non-federal projects are reviewed at the local level, and if delegated, inspected at the local level. In non-delegated jurisdictions, the MDE Compliance Program performs sediment control inspections. Emphasis remained on accounting for sediment control inspections when they were performed in association with the inspection of other media permits.

In the following table, 7300 inspections were performed at 3878 local Erosion and Sediment Control Approvals, while 1115 inspections were performed at 528 stormwater management approvals. The Program's emphasis has continued to focus on sediment control inspections.

CONTRIBUTES TO MANAGING FOR RESULTS

Goal #4: Improving and Protecting Water Quality

SUCCESSSES AND CHALLENGES

Excessive nutrients and sediment have the potential to impact the water quality. The delivery of these pollutants may occur via stormwater runoff from construction activities. Inspections remain a priority, as evidenced by the numbers. The numbers are consistent with last year's totals with slight increases in Number of Sites Inspected and Amount of Penalties obtained, and a slight decrease in Number of Inspections. *COMAR 26.17.01.09.D.(2)*, states: "Ensure that every active site having a designed erosion and sediment control plan is inspected for compliance with the approved plan on the average of once every two weeks." This requirement is not being met and is in part reflected in the Inspection Coverage Rate.

As in the previous year, the Allegany and Frederick Soil Conservation Districts continued to perform Erosion and Sediment Control inspections on behalf of the Department. The numbers of sites Inspected and numbers of inspections on the following table do not reflect the activities of the two SCD's.

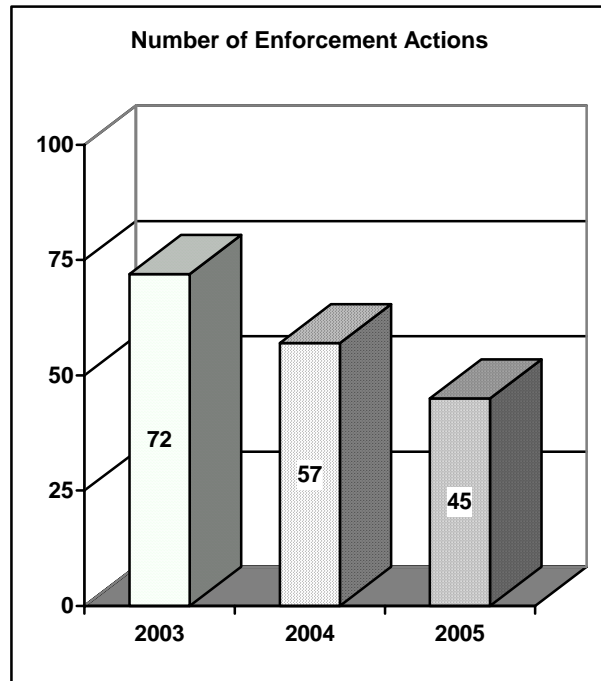
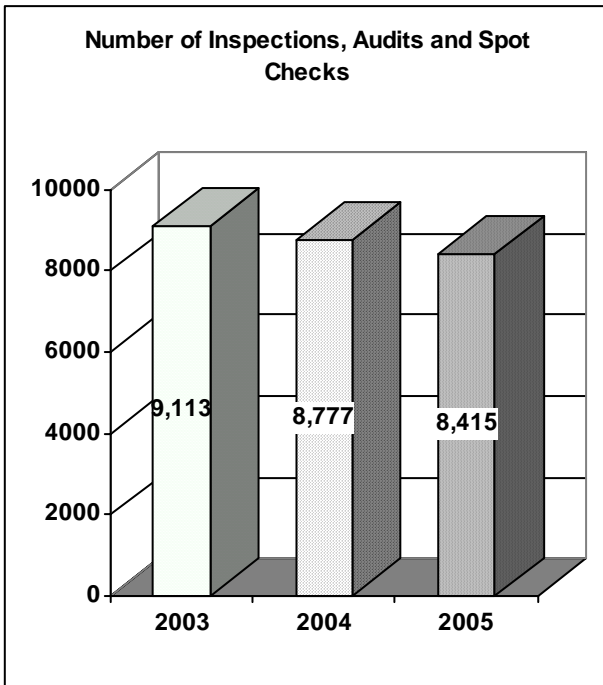
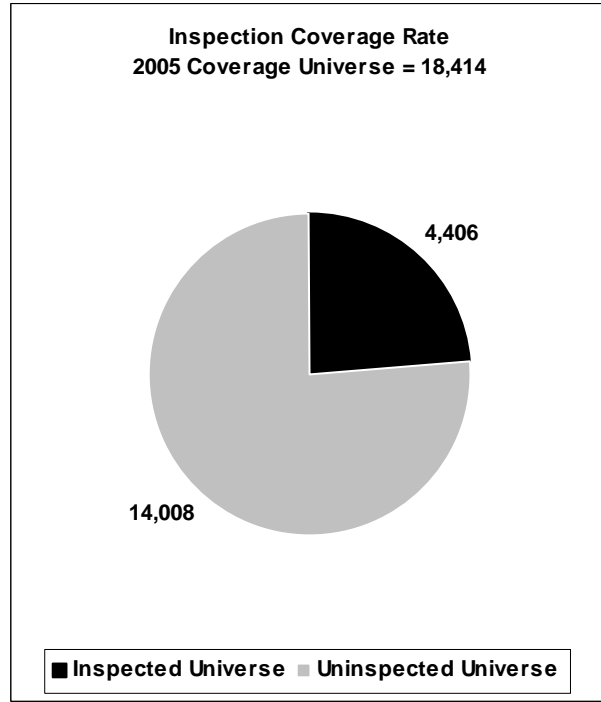
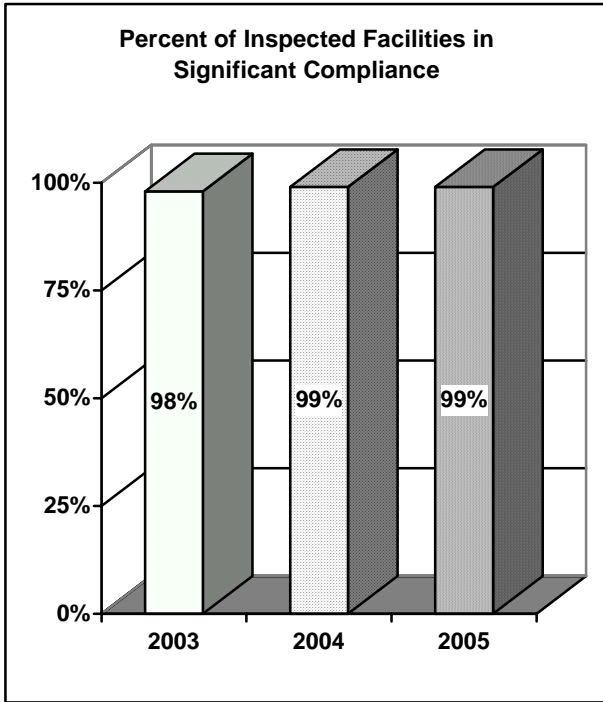
Stormwater Management and Erosion & Sediment Control For Construction Activity

	2005 Totals
<u>PERMITTED SITES/FACILITIES</u>	
Number of Permits/Licenses issued*	1,352
Number of Permits/Licenses in effect at Fiscal Year End	18,414
<u>OTHER REGULATED SITES/FACILITIES</u>	
None	
<u>INSPECTIONS</u>	
Number of Sites inspected	4,406
Number of Inspections, Audits, Spot Checks	8,415
<u>COMPLIANCE PROFILE:</u>	
Number of Inspected Sites/Facilities with Significant Violations	26
% of Inspected Sites/Facilities in Significant Compliance	99%
% of Inspected Sites/Facilities with Significant Violations	1%
Inspection coverage Rate **	24%
<u>SIGNIFICANT VIOLATIONS</u>	
Number of Significant Violations involving Environmental or Health Impact	7
Number of Significant Violations based on Technical/Preventative Deficiencies	20
Number of Significant Violations carried over awaiting disposition from Previous Fiscal year	11
Total	38
<u>DISPOSITION OF SIGNIFICANT VIOLATIONS</u>	
Resolved	34
Ongoing	4
<u>ENFORCEMENT ACTIONS</u>	
Number of Compliance Assistance rendered	683
Number of Show Cause, Remedial, Corrective Actions issued	10
Number of Stop Work Orders	10
Number of Injunctions obtained	0
Number of Penalty and Other Enforcement Actions	25
Number of Referrals to Attorney General for possible Criminal Action	0
<u>PENALTIES</u>	
Amount of Administrative or Civil Penalties obtained	\$186,930

*Includes 1050 Sites Permitted Under the General Permit for Construction Activity

** Coverage rate above is computed as the total number of sites inspected and dividing that by the total number of permits/licenses in effect.

Stormwater Management and Erosion & Sediment Control For Construction Activity



Mining – Coal

PURPOSE

A coal-mining permit has been implemented to minimize the effects of coal mining on the environment. In addition to environmental controls, the permit provides for proper land reclamation and ensures public safety. Permits are required for surface coal mining, deep coal mining, prospecting, preparation plants, loading facilities, and refuse reclamation operations. All coal mining activity occurs in Allegany and Garrett Counties.

AUTHORITY

FEDERAL: Surface Mining Control and Reclamation Act of 1977

STATE: Environment Article, Title 15, Subtitle 5; COMAR 26.20

PROCESS

Upon issuance of a permit/license/authorization the file is transferred to the Compliance Program where an inspection priority is assigned. By agreement with the federal Office of Surface Mining (OSM), MDE has committed to inspect each permitted facility on a monthly basis. The inspectors then schedule routine inspections of the facilities adhering to the assigned priority as much as workload allows. Facilities are not given advance notification of routine inspections. At any time during the process, the inspection frequency can be adjusted as site conditions or workload demands.

CONTRIBUTES TO MANAGING FOR RESULTS

Goal #4: Improving and Protecting Water Quality

SUCCESSSES AND CHALLENGES

Within the activity of mining coal the potential exists to degrade water quality through the transport of sediment-laden water and acidic water with pH values that can adversely impact the aquatic habitat. Proper land reclamation after the completion of the mining activity provides a benefit to the water quality as well as productive use of the land. Proper planning and land reclamation is important to ensure that these negative impacts do not occur.

The Compliance Program has been able to maintain its level of activity in this media in accordance with its agreement with the federal Office of Surface Mining (OSM). The decrease in Compliance Assistance this year is a result of a vacancy that has since been filled. Specific regulatory inspection requirements are being met.

COMAR 26.20.31.02.A “The Bureau shall conduct an average of one partial inspection per month of each active surface mining and reclamation operation and shall conduct as many partial inspections for each inactive surface mining and reclamation operation as necessary to ensure effective enforcement of the Regulatory Program.”

COMAR 26.20.31.02.B. “The Bureau shall conduct an average of at least one complete inspection per calendar quarter of each active or inactive surface mining and reclamation operation.”

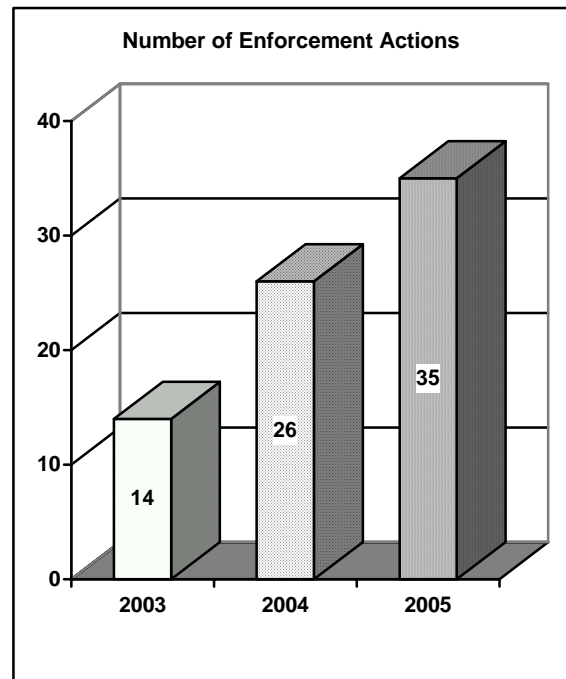
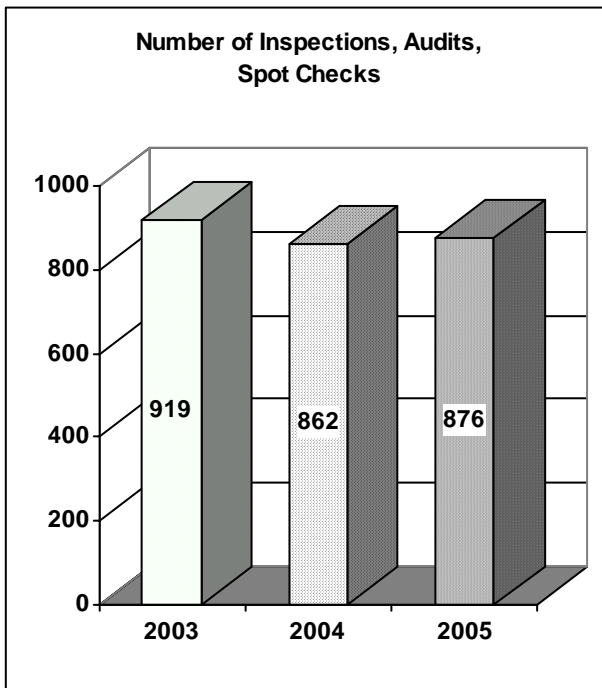
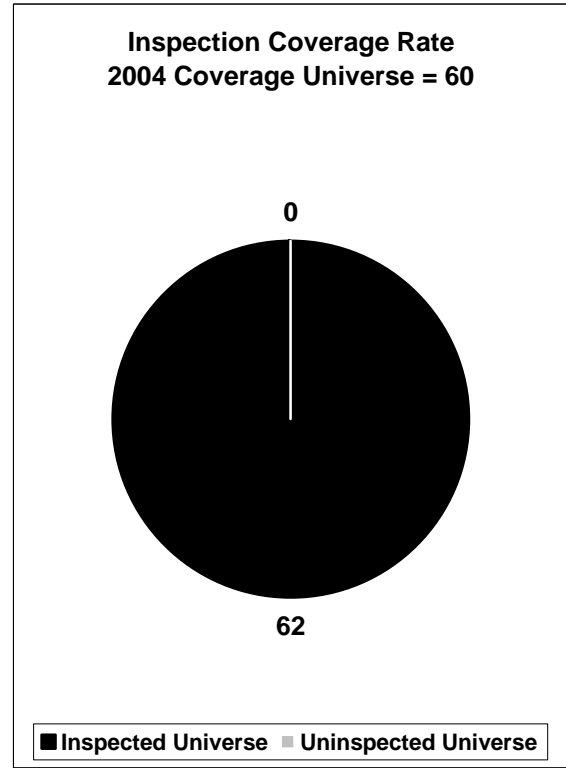
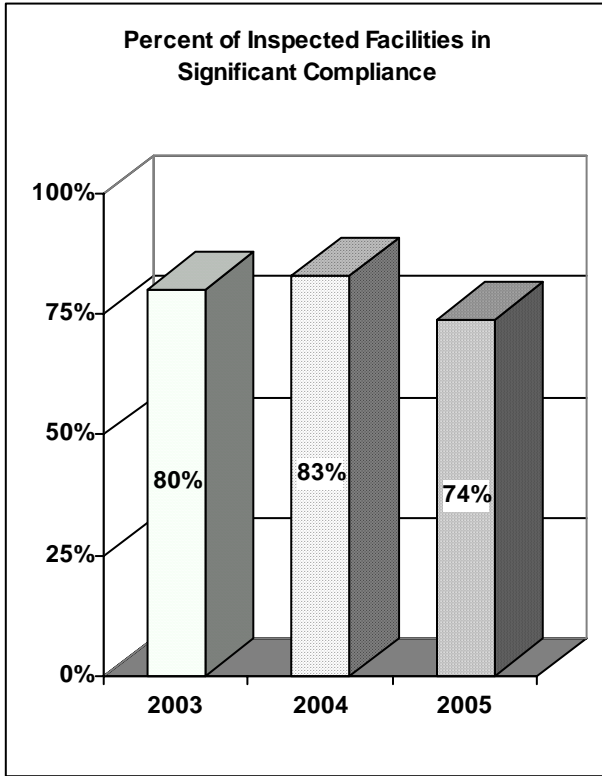
Mining – Coal

	2005 Totals
<u>PERMITTED SITES/FACILITIES</u>	
Number of Permits/Licenses issued	62
Number of Permits/Licenses in effect at Fiscal Year End	62
<u>OTHER REGULATED SITES/FACILITIES</u>	
Coal mining operating licenses issued	35
Coal mining operating licenses in effect at Fiscal Year end	33
Surface coal mining blaster certifications issued	10
Surface coal mining blaster certifications in effect at Fiscal Year end	29
<u>INSPECTIONS</u>	
Number of Sites inspected *	70
Number of Inspections, Audits, Spot Checks	876
<u>COMPLIANCE PROFILE:</u>	
Number of Inspected Sites/Facilities with Significant Violations	18
% of Inspected Sites/Facilities in Significant Compliance	74%
% of Inspected Sites/Facilities with Significant Violation	26%
Inspection coverage Rate **	100%
<u>SIGNIFICANT VIOLATIONS</u>	
Number of Significant Violations involving Environmental or Health Impact	7
Number of Significant Violations based on Technical/Preventative Deficiencies	20
Number of Significant Violations carried over awaiting disposition from Previous Fiscal year	11
Total	38
<u>DISPOSITION OF SIGNIFICANT VIOLATIONS</u>	
Resolved	34
Ongoing	4
<u>ENFORCEMENT ACTIONS</u>	
Number of Compliance Assistance rendered	44
Number of Show Cause, Remedial, Corrective Actions issued	26
Number of Stop Work Orders	2
Number of Injunctions obtained	0
Number of Penalty and Other Enforcement Actions	7
Number of Referrals to Attorney General for possible Criminal Action	0
<u>PENALTIES</u>	
Amount of Administrative or Civil Penalties obtained	\$8,850

* Includes 62 coal mining permits and 8 coal prospecting permits.

** Coverage rate above is computed as the total number of permitted sites inspected divided by the total number of permits/licenses in effect.

Mining – Coal



Mining – Non-Coal

PURPOSE

A mining permit has been implemented to minimize the effects of surface mining on the environment. In addition to environmental controls, the permit provides for proper land reclamation and ensures public safety. A performance bond of \$1,250 per acre is required to ensure that proper reclamation occurs.

AUTHORITY

STATE: Environment Article – Title 15, Subtitle 8; COMAR 26.21

PROCESS

Upon issuance of a permit/license/authorization the file is transferred to the Compliance Program where an inspection priority is assigned. The inspectors then schedule routine inspections of the facilities adhering to the assigned priority as much as workload allows. Facilities are not given advance notification of routine inspections. At any time during the process, the inspection frequency can be adjusted as site conditions or workload demands.

The Department does not have the authority to collect administrative penalties for this program.

CONTRIBUTES TO MANAGING FOR RESULTS

Goal #4: Improving and Protecting Water Quality.

SUCSESSES AND CHALLENGES

Within the activity of mining, the potential exists to degrade water quality through the transport of sediment-laden water and industrial stormwater runoff. These factors can adversely impact the aquatic habitat. Proper mining practices and land reclamation after the completion of the mining activity provides a benefit to the water quality. Through the Non-Coal Mining Permit inspections, mining, reclamation and stormwater runoff are evaluated for their efficiencies to ensure that adverse impacts to surface and groundwater are minimized. The Annotated Code §15-828 (a), states, “At any reasonable time which the Department elects, but at least once a year, the Department shall cause each permit area to be inspected to determine if the permittee has complied with the mining and reclamation plan, the requirements of this subtitle, any rules and regulations adopted under it.....” This requirement is not being met due to the Compliance Program’s prioritization of the various water programs and shifts between programs from year to year which is reflected in the coverage rate for all Water Compliance programs.

This page intentionally left blank.

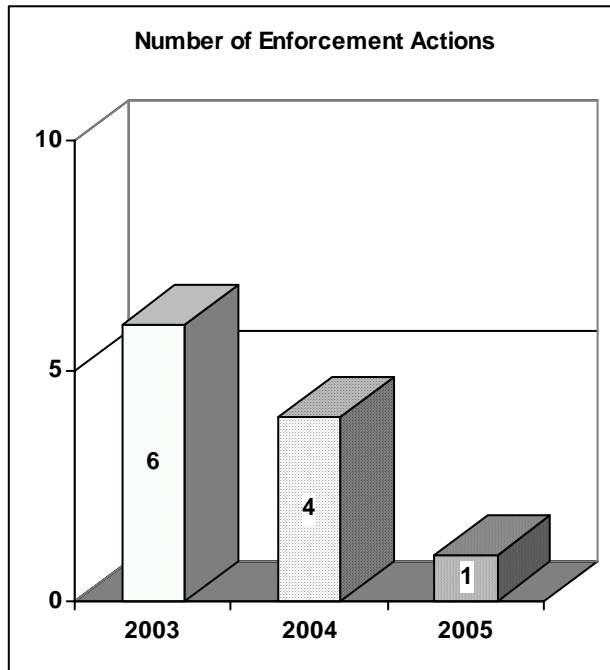
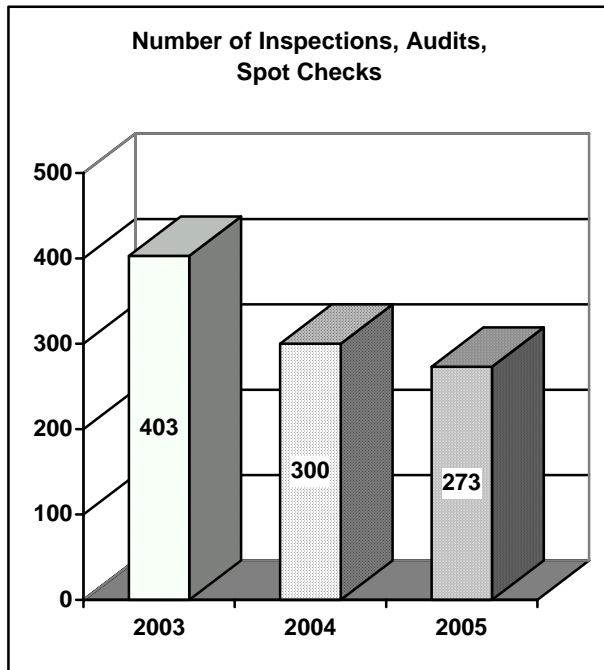
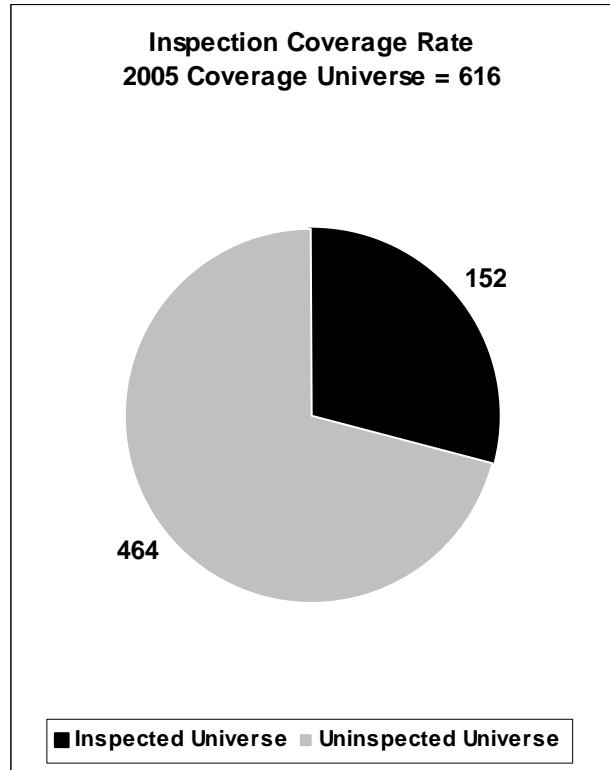
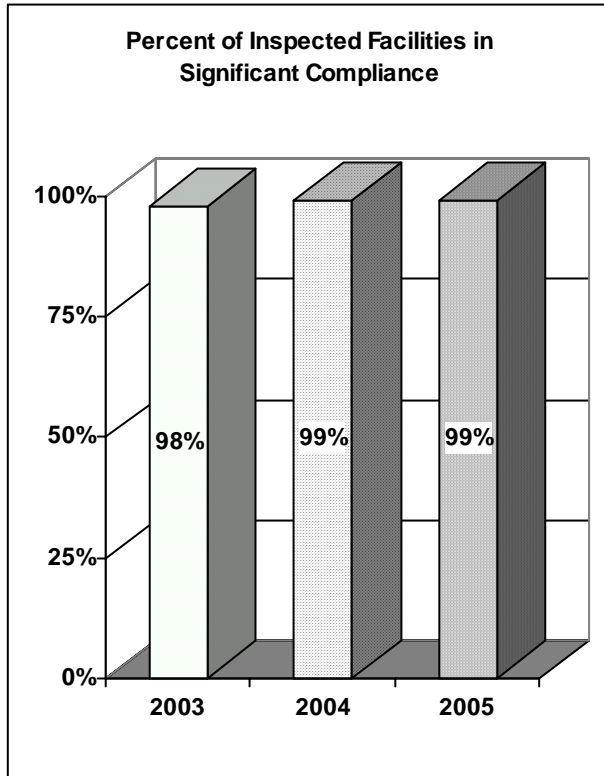
Mining – Non-Coal

	2005 Totals
<u>PERMITTED SITES/FACILITIES</u>	
Number of Permits/Licenses issued*	363
Number of Permits/Licenses in effect at Fiscal Year End	616
<u>OTHER REGULATED SITES/FACILITIES</u>	
None	
<u>INSPECTIONS</u>	
Number of Sites inspected	152
Number of Inspections, Audits, Spot Checks	273
<u>COMPLIANCE PROFILE:</u>	
Number of Inspected Sites/Facilities with Significant Violations	1
% of Inspected Sites/Facilities in Significant Compliance	99%
% of Inspected Sites/Facilities with Significant Violations	1%
Inspection coverage Rate **	25%
<u>SIGNIFICANT VIOLATIONS</u>	
Number of Significant Violations involving Environmental or Health Impact	0
Number of Significant Violations based on Technical/Preventative Deficiencies	1
Number of Significant Violations carried over awaiting disposition from Previous Fiscal year	1
Total	2
<u>DISPOSITION OF SIGNIFICANT VIOLATIONS</u>	
Resolved	2
Ongoing	0
<u>ENFORCEMENT ACTIONS</u>	
Number of Compliance Assistance rendered	23
Number of Show Cause, Remedial, Corrective Actions issued	0
Number of Stop Work Orders	0
Number of Injunctions obtained	0
Number of Penalty and Other Enforcement Actions	1
Number of Referrals to Attorney General for possible Criminal Action	0
<u>PENALTIES</u>	
Amount of Administrative or Civil Penalties obtained	\$0

* Includes: 105 Non-Coal Mining Permits (16 New, 62 Renewals, 6 Transfers, 21 Modifications); and 258 Licenses (14 New, 244 Renewals).

** Coverage rate above is computed as the total number of sites inspected and dividing that by the total number of permits/licenses in effect.

Mining – Non-Coal



Oil and Gas Exploration And Production

PURPOSE

The drilling and operation of a gas or oil well requires a permit. The operation of a gas storage facility also requires a permit. Permits are also required for seismic operations. Permits are issued to ensure public safety and to provide for the protection of public and private property. Permitting provides for the use of stringent environmental controls to minimize impacts resulting from the operation.

AUTHORITY

STATE: Environment Article - Title 14, Subtitles 1, 2 and 3; COMAR 26.19.

PROCESS

Upon issuance of a permit/license/authorization the file is transferred to the Compliance Program where an inspection priority is assigned. The inspectors then schedule routine inspections of the facilities in accordance with the assigned priority. Facilities are not given advance notification of routine inspections. Site inspections may be adjusted to reflect changing workloads or inspection priorities. Inspections performed for this program are typically safety inspections at natural gas storage facilities. The inspections typically verify that proper warning and informational signs are properly placed and that any special conditions specific to the permit are in compliance.

CONTRIBUTES TO MANAGING FOR RESULTS

Goal #4: Improving and Protecting Water Quality.

SUCSESSES AND CHALLENGES

Although the potential for environmental harm exists, the Compliance Program, in balancing overall environmental risks and staff resources, has determined that this media is a low priority media for its routine activities. However, these facilities are located in relatively close proximity to one another and we can inspect a number of them with minimal resource impact. An opportunity arose this year for such inspections, and our inspection coverage rate rose to 42%.

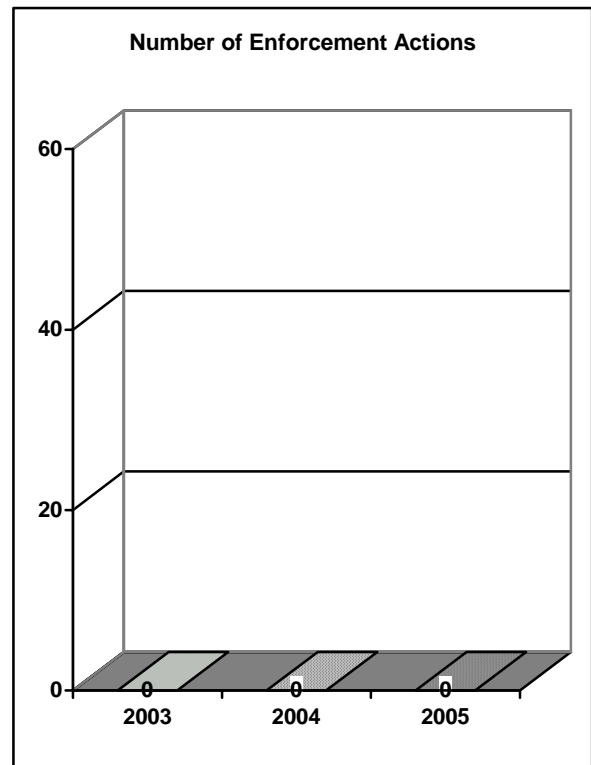
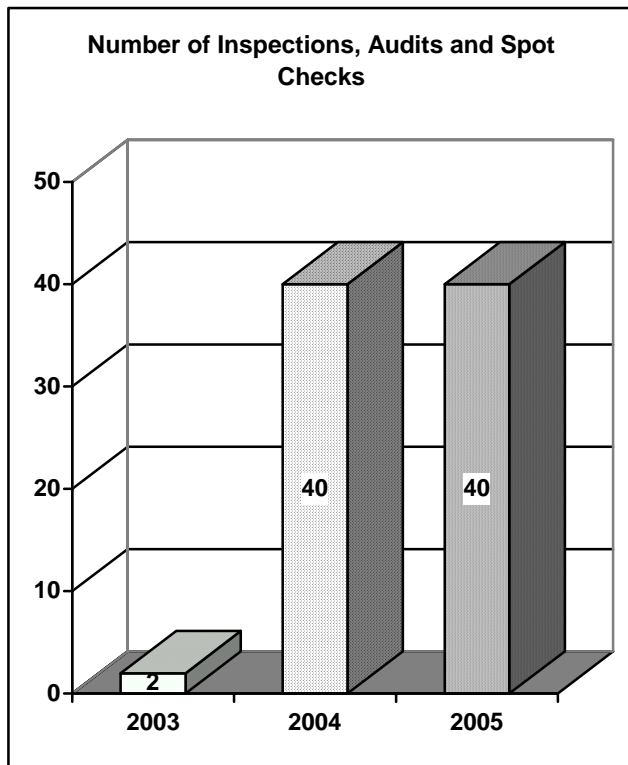
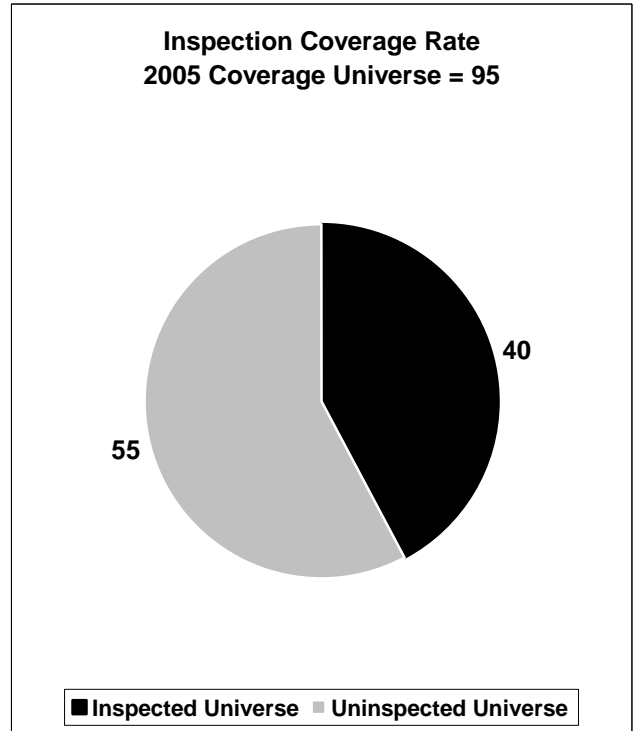
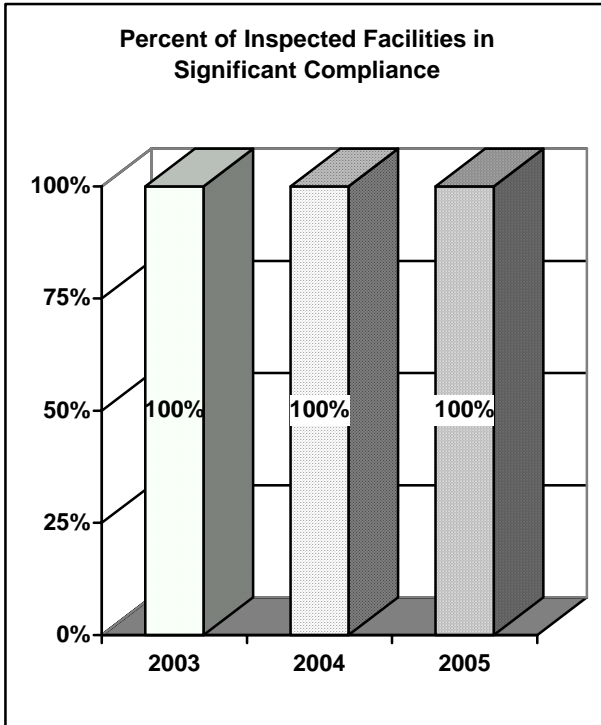
This page intentionally left blank.

Oil and Gas Exploration And Production

	2005 Totals
<u>PERMITTED SITES/FACILITIES</u>	
Number of Permits/Licenses issued (renewal of previously expired permits)	9
Number of Permits/Licenses in effect at Fiscal Year End	95
<u>OTHER REGULATED SITES/FACILITIES</u>	
None	0
<u>INSPECTIONS</u>	
Number of Sites inspected	40
Number of Inspections, Audits, Spot Checks	40
<u>COMPLIANCE PROFILE:</u>	
Number of Inspected Sites/Facilities with Significant Violations	0
% of Inspected Sites/Facilities in Significant Compliance	100%
% of Inspected Sites/Facilities with Significant Violations	0%
Inspection coverage Rate *	42%
<u>SIGNIFICANT VIOLATIONS</u>	
Number of Significant Violations involving Environmental or Health Impact	0
Number of Significant Violations based on Technical/Preventative Deficiencies	0
Number of Significant Violations carried over awaiting disposition from Previous Fiscal year	0
Total	0
<u>DISPOSITION OF SIGNIFICANT VIOLATIONS</u>	
Resolved	0
Ongoing	0
<u>ENFORCEMENT ACTIONS</u>	
Number of Compliance Assistance rendered	0
Number of Show Cause, Remedial, Corrective Actions issued	0
Number of Stop Work Orders	0
Number of Injunctions obtained	0
Number of Penalty and Other Enforcement Actions	0
Number of Referrals to Attorney General for possible Criminal Action	0
<u>PENALTIES</u>	
Amount of Administrative or Civil Penalties obtained	\$0

* Coverage rate above is computed as the total number of sites inspected and dividing that by the total number of permits/licenses in effect.

Oil and Gas Exploration and Production



Water Supply Program

PURPOSE

The mission of the Water Supply Program (WSP) is to ensure that public drinking water systems provide safe and adequate water to all present and future users in Maryland, and that appropriate usage, planning and conservation policies are implemented for Maryland water resources. This mission is accomplished through proper planning for water withdrawal, protection of water resources that are used for public water supplies, oversight and enforcement of routine water quality monitoring at public water systems, regular on-site inspections of water systems and prompt response to water supply emergencies. The WSP regulates more than 1,000 community water systems (such as municipalities, small and large private systems) and non-transient non-community water systems (such as businesses, schools, and day cares). These systems must test for over 80 regulated contaminants on schedules that vary based on water source, system type and population.

In addition, there are approximately 2,600 transient non-community water systems (such as convenience stores, campgrounds, and restaurants) throughout the State, which are regularly inspected and tested for acute contaminants. Since 1998, MDE has negotiated delegation agreements with county health departments for enforcement of Safe Drinking Water Act regulations for the transient non-community water systems. Twenty of the twenty-three counties have accepted delegated authority for these systems, and MDE has direct enforcement of the requirements for the three remaining counties.

AUTHORITY

FEDERAL: Safe Drinking Water Act; 40 CFR 141, 142, and 143

STATE: Environment Article, Title 9, Subtitles 2, 4, and 5; COMAR 26.04

PROCESS

Community and Non-Transient Non-Community Water Systems

The Water Supply Program uses a multiple-barrier approach to ensure that public drinking water systems in Maryland are able to provide a safe and adequate supply of drinking water to their consumers. This approach includes review and approval of potential water sources and construction plans, evaluation of a new system's technical, financial, and managerial capacity, regular inspection of drinking water facilities, close oversight of water quality monitoring, and maintenance of licensed operators at water treatment facilities. The WSP reviews and approves all new drinking water sources for community water systems to ensure that sources are not impacted by existing or potential contamination sources. Sources are thoroughly tested to ensure adequacy of quantity and quality. Upon endorsement of the reliability of the source, the water system initiates the design and construction of necessary water treatment, storage and distribution systems, with review and approval of the WSP. After operation begins, periodic sanitary surveys are conducted to ensure that the water system can provide safe and reliable drinking water to its customers. A sanitary survey is a comprehensive on-site assessment and inspection of all water system components including the source, treatment, storage, and distribution systems, as well as a review of operations and maintenance of the system. Sanitary

surveys can be used following known or suspected problems or on a routine basis to assess the water system's viability and prevent future problems from occurring.

Two ongoing programs, the source water assessment program and the capacity development program, improve the management of Maryland's water resources and water supply operations. The source water assessment program reviews water supply sources and their susceptibility to contamination. Detailed reports including recommendations for protecting water sources are provided to water suppliers, and county governments. The capacity development program evaluates the strength of a water system's technical, financial, and managerial capability, and provides technical assistance to improve water system operation. All new systems must submit a plan showing that adequate technical, managerial and financial capacity is in place prior to beginning of their operation.

Public water systems are required to conduct routine sampling of their water quality. The type and frequency of analysis depend on the type of system, its population, and the vulnerability of its water supply. The WSP reviews and evaluates more than 40,000 water quality records each year. In the WSP, emphasis is placed on preventive measures instead of reactive enforcement actions in order to avert serious public health incidents. The vast majority of drinking water violations are corrected immediately, or following the issuance of a Notice of Violation. Systems must notify their consumers when violations of the Safe Drinking Water Act occur.

Transient Non-community Water Systems

The WSP provides funding to county environmental health programs to accept delegation of responsibilities for transient non-community water systems in their jurisdictions. Twenty of the twenty-three counties have accepted delegation of the program. These counties conduct routine inspections and ensure that systems are monitored in accordance with State and federal requirements. Transient non-community water systems are required to monitor only for contaminants that have acute health risks, including nitrate, nitrite, and bacteria. The WSP provides guidance and training to the counties, and reports only health-based violations to EPA for these systems. The WSP is also conducting statewide evaluations to determine whether ground water systems are under the influence of surface water. Ground water systems under the influence of surface water will be required to meet federally-mandated treatment technique requirements, and to conduct additional bacteria monitoring as well as turbidity monitoring.

The WSP directly oversees implementation of federal and State regulations for transient non-community water systems in Prince George's, Montgomery and Wicomico counties since these three counties declined the delegated program and funding assistance. Currently, 114 transient water systems are directly overseen by the WSP. Oversight includes regular inspections of the systems, enforcement of monitoring requirements, and follow-up to occasional water quality problems that arise. The WSP reports technical and health-based violations to EPA on a quarterly basis for these systems.

CONTRIBUTES TO MANAGING FOR RESULTS

Goal #2: Ensuring Safe and Adequate Drinking Water.

SUCSESSES AND CHALLENGES

Drought Monitoring

Since January 2001, MDE has evaluated hydrologic conditions using a plan developed by the Statewide Water Conservation Advisory Committee. Conditions are evaluated on a regional basis, and drought status is assessed monthly during normal conditions, and more frequently during times of water shortage. Hydrologic conditions were normal for all regions during 2005.

Regulations

The Long Term 1 Enhanced Surface Water Treatment Rule was adopted Spring 2005. The WSP provided guidance material and training on the regulations to public water systems throughout the State in 2004 and 2005. Guidance material and training continued for the Arsenic Rule and Radionuclide Rule. Fifty-two water systems were initially identified as potentially exceeding the arsenic standard; thirty-four systems continue to work on reducing their arsenic levels. Enforcement of these new regulations that were finalized in recent years, including the Disinfectants and Disinfection Byproducts and Radionuclides Rules, resulted in an increase in the number of technical violations that were incurred by community and non-transient non-community water systems during the fiscal year. Compliance with the new regulations is expected to improve as water systems become familiar with the new requirements and make required infrastructure changes to meet new standards.

Capacity Development

The WSP submitted a report entitled "Safe Drinking Water Act Capacity Development Report" to the Governor in 2002; a second report will be submitted to the Governor in 2005.

Emergency Response

WSP staff respond to water supply emergencies twenty-four hours a day and may offer technical advice, special sampling, or onsite assistance. In 2005, technical assistance was provided to the Ocean City water system when an outbreak of Legionella bacteria was detected in an apartment building; corrective actions have been taken and treatment installed.

Source Water Assessment

The WSP continued to conduct initial source water assessments for public water systems throughout Maryland. Maryland is conducting studies to define areas of contribution for each public water supply, identify potential sources of contamination within those areas, and assess the vulnerability of the supply to those sources of contamination.

As of June 2005, source water assessment reports have been drafted and sent to all community water systems and over 2,200 non-community water systems. The remainder of the assessments are scheduled to be completed by the end of calendar 2005.

Water System Security Planning

In 2004, public water systems serving populations greater than 3,300 people were required under the Bioterrorism Act of 2002 to complete vulnerability assessments (VAs). Systems also had to certify that they have prepared emergency response plans (ERPs). VAs and ERP certifications were submitted to the EPA by December 2004 because the EPA has been designated as the sector specific agency for drinking water protection. EPA Region III staff reported that Maryland had 100% compliance with VA submission for the large systems (serving >100,000 people) and 100% compliance for the medium size systems (serving between 50,000- 99,999 people). Maryland's compliance rate for the large and medium systems represents compliance for a population of nearly 3.9 million people. The small systems ranging in size from 3,300-49,999 achieved 100% compliance with the VA process, however, the rate for ERP submission is estimated to be nearly 85%

WSP staff provide on-going technical assistance to water systems on vulnerability assessments, emergency response plans, sampling protocols and resources. In addition, WSP passes along security related updates and federal security alerts to water systems. WSP gathers information from the Water Information Sharing and Analysis Center (WaterISAC), which disseminates information on threats to water and wastewater facilities. WSP also monitors the daily infrastructure reports produced by the Department of Homeland Security to remain cognizant of any relevant drinking water security information.

In December 2004, the Water Security and Sewerage Systems Advisory Council submitted a security report to Governor Ehrlich that studied and assessed vulnerabilities within Maryland to drinking water and wastewater facilities. The Council was established by legislation (House Bill 659, 2002 Session), and was formed in January 2004. WSP staff provided support to the Council and were responsible for producing the security report. The Council made findings and recommendations on water and wastewater security in satisfaction of the Bill.

Since the security report was written, WSP staff have been active in coordinating a Joint Water Security Committee to explore funding avenues for raw and source water monitoring. Participating agencies on the new security committee include staff from the federal Department of Homeland Security, Maryland State Police, Maryland Emergency Management Agency, US Geological Survey, and the non-profit foundation Safe Waterways in Maryland.

Water Supply Program

Community and Non-transient Non-community Water Systems

	2005 Totals
<u>PERMITTED SITES/FACILITIES</u>	
Number of Permits/Licenses Issued *	912
Number of Permits/Licenses in Effect at Fiscal Year End	2,921
<u>OTHER REGULATED SITES/FACILITIES</u>	
Number of Community and Non-transient Non-community Water Systems **	1,083
<u>INSPECTIONS</u>	
Number of Sites Inspected	1,083
Number of Inspections, Audits, Spot Checks	24,845
<u>COMPLIANCE PROFILE:</u>	
Number of Inspected Sites/Facilities with Significant Violations ***	167
% of Sites/Facilities in Significant Compliance	84%
% of Sites/Facilities with Significant Violations	16%
Inspection Coverage Rate ****	100%
<u>SIGNIFICANT VIOLATIONS</u>	
Number of Significant Violations involving Environmental or Health Impact	47
Number of Significant Violations based on Technical/Preventative Deficiencies	39
Number of Significant Violations carried over awaiting disposition from Previous Fiscal Year	81
Total	167
<u>DISPOSITION OF SIGNIFICANT VIOLATIONS</u>	
Resolved	104
Ongoing	63
<u>ENFORCEMENT ACTIONS</u>	
Number of Compliance Assistance Actions Rendered *****	1193
Number of Show Cause, Remedial, Corrective Actions Issued	0
Number of Stop Work Orders	0
Number of Injunctions Obtained	0
Number of Penalty and Other Enforcement Actions	201
Notices Given to Public by Water Systems under Section 9-410	88
Number of Referrals to Attorney General for Possible Criminal Action	0
<u>PENALTIES</u>	
Amount of Penalties Obtained	\$0

* Number of persons tested and certified by the WSP to collect compliance samples for public water systems.

** This number includes 502 community water systems and 578 Non-transient Non-community water systems.

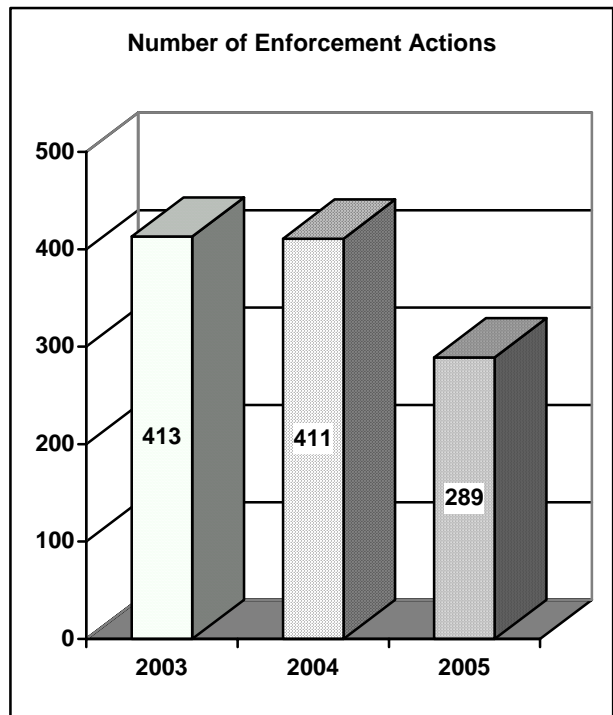
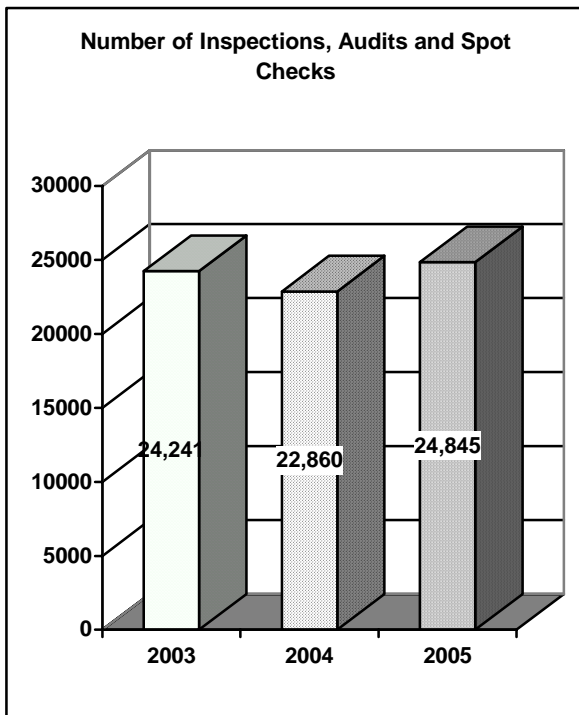
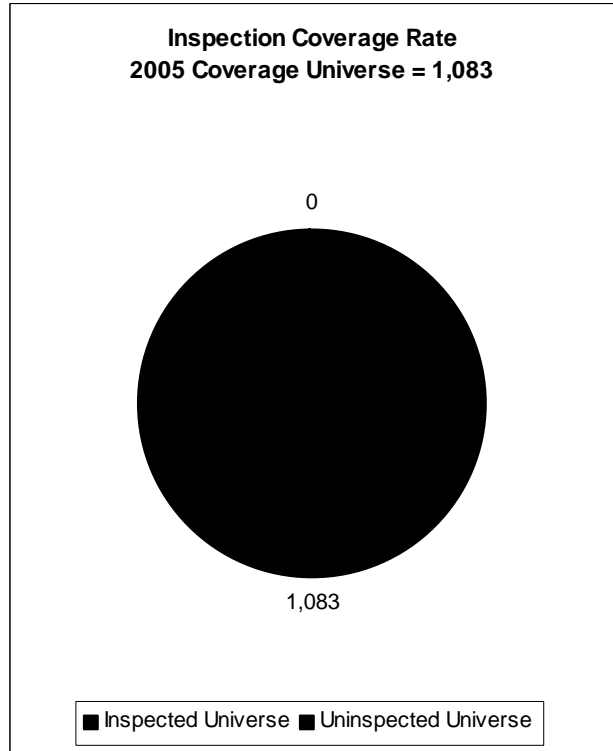
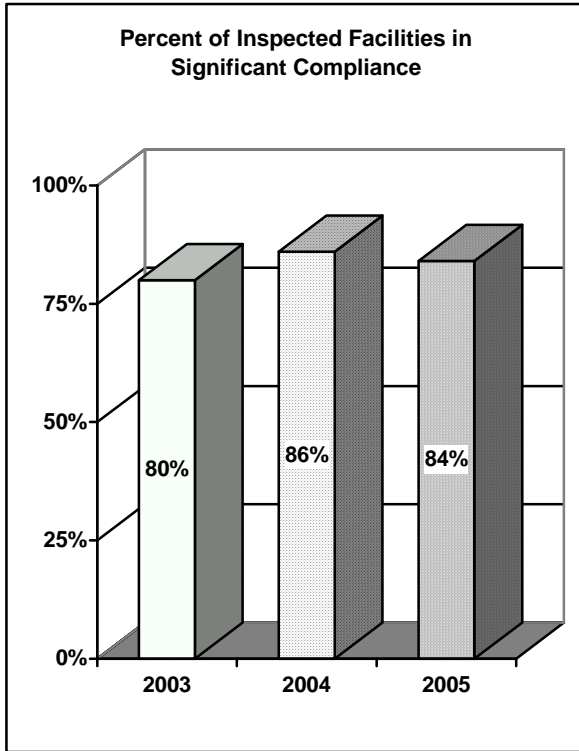
*** Number of sites in significant violation includes sites with violations carried over.

**** Coverage rate above is computed by dividing the number of inspected systems by the total number of community and Non-transient Non-community water systems.

***** This number includes actions to inform public water systems of monitoring requirements under the Safe Drinking Water Act.

Water Supply Program

Community and Non-transient Non-community Water Systems



Water Supply Program Transient Non-community Water Systems

	2005 Totals
<u>PERMITTED SITES/FACILITIES</u>	
Number of Permits/Licenses Issued	N/A
Number of Permits/Licenses in Effect at Fiscal Year End	N/A
<u>OTHER REGULATED SITES/FACILITIES</u>	
Number of Transient Noncommunity Water Systems	2,595
<u>INSPECTIONS</u>	
Number of Sites Inspected	2,187
Number of Inspections, Audits, Spot Checks	11,931
<u>COMPLIANCE PROFILE:</u>	
Number of Inspected Sites/Facilities with Significant Violations *	250
% of Sites/Facilities in Significant Compliance	89%
% of Sites/Facilities with Significant Violations	11%
Inspection Coverage Rate ***	84%
<u>SIGNIFICANT VIOLATIONS</u>	
Number of Significant Violations involving Environmental or Health Impact **	277
Number of Significant Violations based on Technical/Preventative Deficiencies ***	16
Number of Significant Violations carried over awaiting disposition from Previous Fiscal Year	74
Total	367
<u>DISPOSITION OF SIGNIFICANT VIOLATIONS</u>	
Resolved	280
Ongoing	87
<u>ENFORCEMENT ACTIONS</u>	
Number of Compliance Assistance Actions Rendered ****	135
Number of Show Cause, Remedial, Corrective Actions Issued	0
Number of Stop Work Orders	0
Number of Injunctions Obtained	0
Number of Penalty and Other Enforcement Actions	129
Notices Given to Public by Water Systems under Section 9-410	41
Number of Referrals to Attorney General for Possible Criminal Action	0
<u>PENALTIES</u>	
Amount of Penalties Obtained	\$0

*Number of sites in significant violation includes sites with violations carried over.

* Of the 277 violations, 257 are for systems delegated to county health departments and 20 for systems directly overseen by MDE.

** At this time, Technical and preventative violations are reported only for those systems directly overseen by MDE.

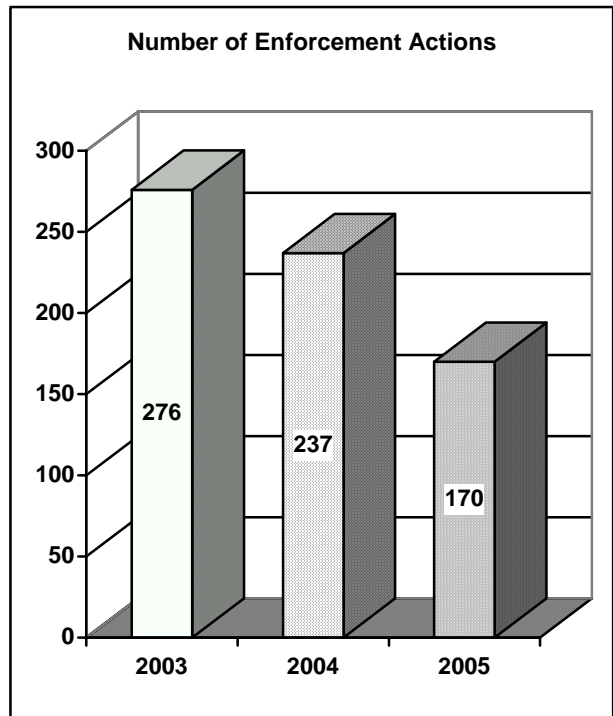
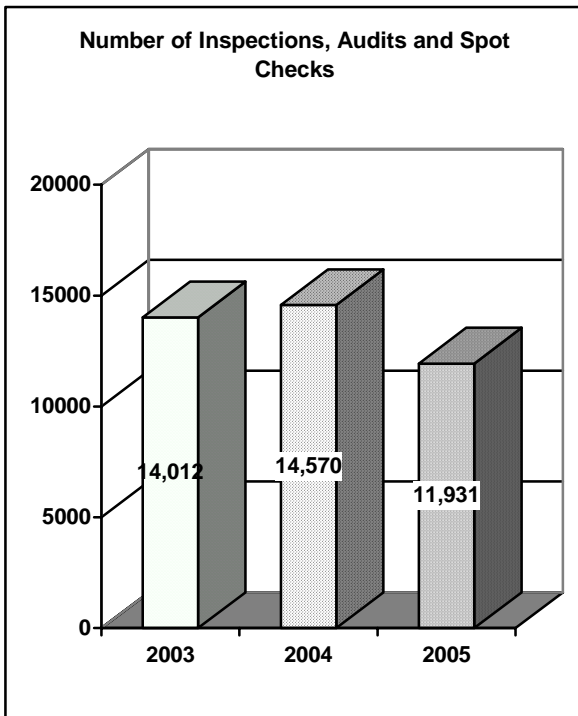
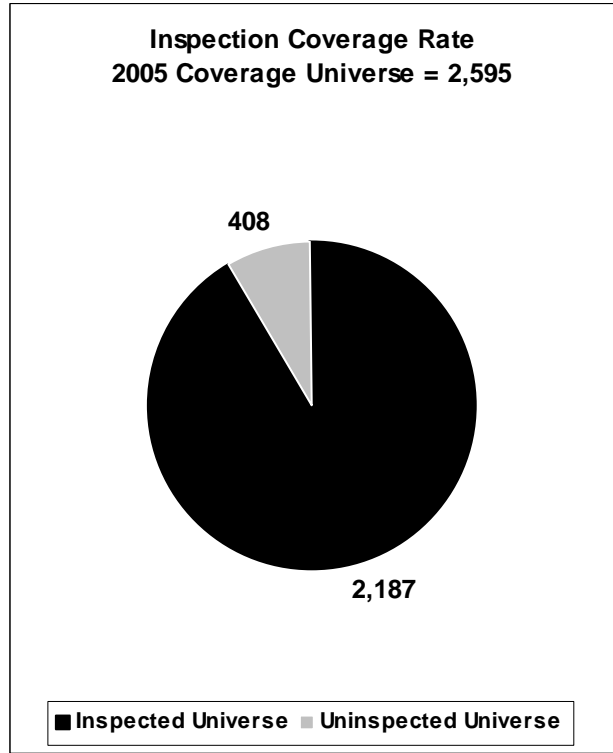
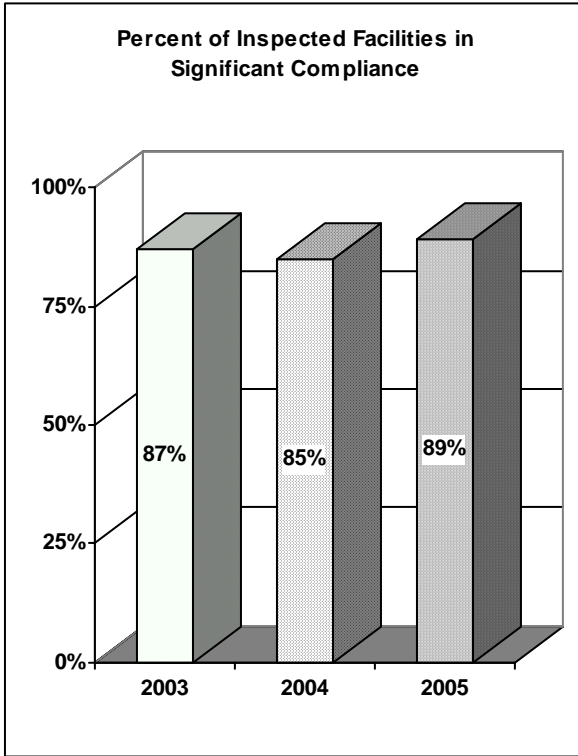
*** Coverage rate above is computed by dividing the number of inspected systems by the total number of transient Non-community water systems.

**** This number includes actions to inform public water systems of monitoring requirements under the Safe Drinking Water Act.

Water Supply Program

Transient Non-community Water Systems

These systems were reported separately for the first time in fy 2003.



Water Supply and Sewerage Construction

PURPOSE

The purpose of water and sewerage construction permits is to ensure that infrastructure projects throughout the State are designed on sound engineering principles and comply with State design guidelines to protect water quality and public health. Water and sewerage construction permits are required before installing, extending or modifying community water supply and/or sewerage systems including treatment plants, pumping stations and major water mains and sanitary sewers greater than 15 inches in diameter. These permits also help to ensure compliance with local comprehensive land use and water and sewerage plans and are supportive of community revitalization and land redevelopment.

AUTHORITY

STATE: Environment Article, Title 9, Subtitle 2, COMAR 26.03.12

PROCESS

Pre-approval: Applicants must show that the proposed water and/or sewerage facilities are included in the current county water and sewerage plans, have a valid NPDES discharge permit (if applicable), and certify that the proposed water and/or sewerage facilities will be operated either publicly or privately under a financial management plan.

Post-approval: The project must be constructed in accordance with the approved plans and specifications. Staff engineers perform inspections in this media to verify the facility is constructed to the approved design and/or the permittee submits "as built" plans or certification that the project was built in accordance with original plans as approved by the Department. Other approvals associated with the construction (i.e. sediment control, wetlands, etc.) are inspected under those media and by those inspectors. This program does not have authority to pursue traditional enforcement actions and or other operating standards. For projects where the Department is providing funding, construction violations would necessitate the return of state funds by the local jurisdiction. If a construction violation were to go unnoticed, the eventual result would be the inability of the facility to meet its discharge permit requirements and or other performance requirements. At that time, traditional enforcement tools available under the discharge permit program would be utilized.

There is no correlation between the number of permits issued and the number of sites inspected because inspections are performed only at active construction sites for projects being financed by the Department. Once construction has begun these projects are inspected on a routine basis through completion.

CONTRIBUTES TO MANAGING FOR RESULTS

Goal #4: Improving and Protecting Water Quality.

SUCCESSSES AND CHALLENGES

Adequate water and sewer infrastructure is essential to public health and water quality protection. Water and sewerage construction permits help ensure that projects for water and sewerage are designed and constructed in accordance with sound engineering principle and comply with the State design guidelines to protect water quality and public health.

Over the past year the activity numbers have remained fairly consistent with the previous years' activities with the program being on target with its MFR goals. The number of inspections performed is a function of the number of active construction projects being financed by the Department. The Department monitors all projects for which State financial assistance is being provided. Accordingly, the annual number of inspections will vary as the number of financed projects initiate and complete construction.

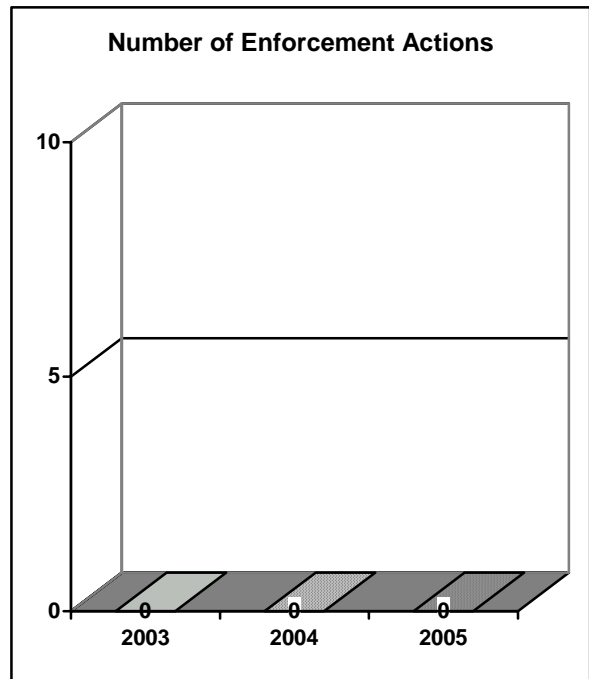
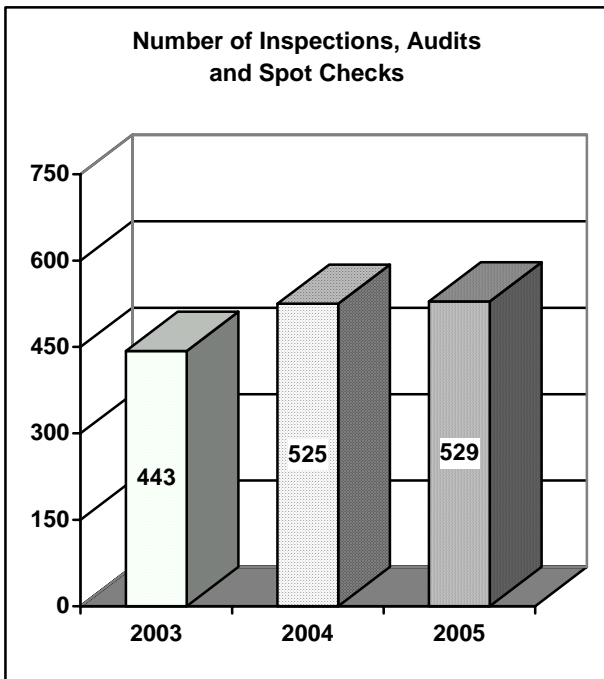
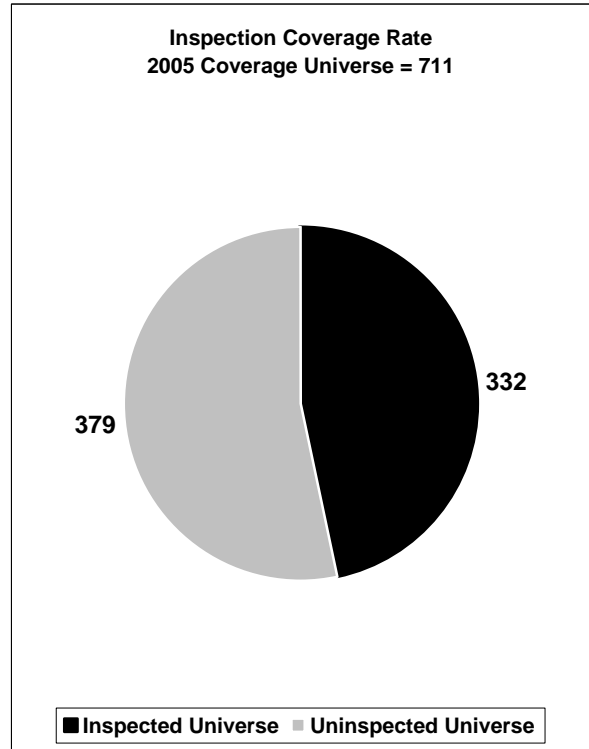
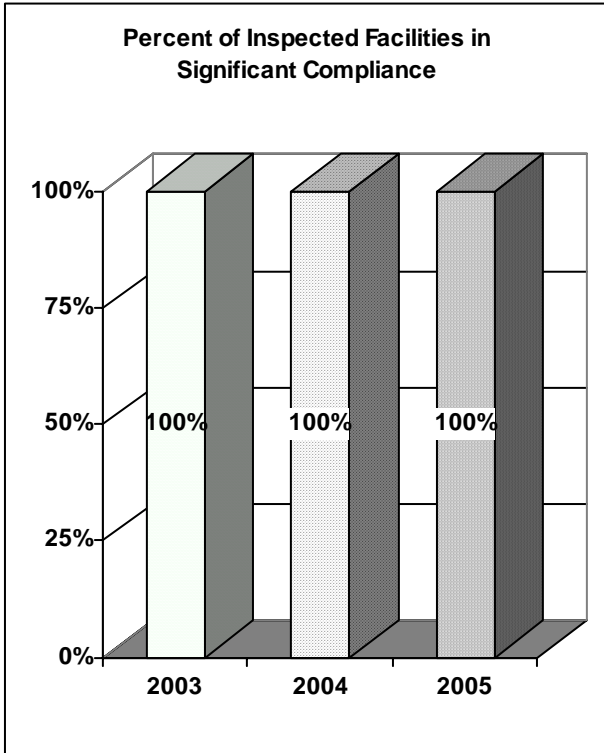
Water Supply and Sewerage Construction

	2005 Totals
<u>PERMITTED SITES/FACILITIES</u>	
Number of Permits/Licenses issued	190
Number of Permits/Licenses in effect at Fiscal Year End	711
<u>OTHER REGULATED SITES/FACILITIES</u>	
None	0
<u>INSPECTIONS</u>	
Number of Sites inspected	332
Number of Inspections, Audits, Spot Checks	579
<u>COMPLIANCE PROFILE:</u>	
Number of Inspected Sites/Facilities with Significant Violations	0
% of Inspected Sites/Facilities in Significant Compliance	100%
% of Inspected Sites/Facilities with Significant Violations	0%
Inspection Coverage Rate *	47%
<u>SIGNIFICANT VIOLATIONS</u>	
Number of Significant Violations involving Environmental or Health Impact	0
Number of Significant Violations based on Technical/Preventative Deficiencies	0
Number of Significant Violations carried over awaiting disposition from Previous Fiscal year	0
Total	0
<u>DISPOSITION OF SIGNIFICANT VIOLATIONS</u>	
Resolved	0
Ongoing	0
<u>ENFORCEMENT ACTIONS **</u>	
Number of Compliance Assistance rendered	0
Number of Show Cause, Remedial, Corrective Actions issued	0
Number of Stop Work Orders	0
Number of Injunctions obtained	0
Number of Penalty and Other Enforcement Actions	0
Number of Referrals to Attorney General for possible Criminal Action	0
<u>PENALTIES</u>	
Amount of Administrative or Civil Penalties obtained	\$0

* Coverage rate above is computed as the total number of sites inspected and dividing that by the total number of permits/licenses in effect. All active projects are inspected.

** Program does not have direct legal authority to pursue traditional enforcement actions for violations. It requires the return of grant proceeds. MDE may indirectly use its general water pollution authority if a constructed facility violates the law.

Water Supply and Sewerage Construction



Waterway Construction – Dam Safety

PURPOSE

The purpose of the Maryland Dam Safety Division is to assure that dams and other impoundment structures are designed, constructed, operated and maintained safely, in order to protect public safety. The Dam Safety Division issues waterway construction permits for new dams and ponds, as well as for modifications to existing water impoundments. In addition, the Dam Safety Division conducts safety inspections of existing dams, conducts construction inspections and provides technical assistance to dam owners and local Soil Conservation Districts.

AUTHORITY

STATE: Environment Article, Title 5, Subtitle 5; COMAR 26.17.04

PROCESS

Upon issuance of a permit, copies of the approved plans are forwarded to the Compliance Program. Dam Safety Division engineers conduct quality assurance inspections. The Compliance Program may inspect the site to determine whether construction has begun or to perform sediment control inspections at the request of the permitting division or in response to citizens' complaints.

The Dam Safety Division performs safety inspections of all high hazard (failure will likely cause loss of life) dams once a year, intermediate hazard (failure will likely cause significant property damage and damage to important infrastructure) dams every three years and low hazard dams are inspected once every 5-7 years. Based upon the inspection findings, the Dam Safety Division may initiate enforcement actions from a letter advising the owner to correct noted deficiencies up to declaring the dam unsafe and in need of repair with an Order requiring repairs or other action be taken to assure the safety of the dam.

The Department does not have the authority to collect administrative penalties for this program.

CONTRIBUTES TO MANAGING FOR RESULTS

Goal #4: Improving and Protecting Water Quality.

SUCCESSSES AND CHALLENGES

The Dam Safety Division through its dam inspection, dam owner assistance, permitting and enforcement initiatives seeks to prevent dam failures and the resultant loss of life, property damage and environmental impacts. Dam failures cause significant erosion of stream channels and sediment deposition in the channel and in the storage area behind the impoundment. In addition, dam failures can cause significant damage to wetlands and habitat, both aquatic and terrestrial, through the destructive force of the depth and velocity of the flood wave.

Although the following table and chart indicate that the overall Enforcement Coverage Rate for the Dam Safety Program is 45%, all high hazard dams are inspected annually (100%). Inspections are required less frequently than once a year at dams with lower hazard potential.

The Dam Safety Division currently is responsible for 421 dams. These dams are classified into three categories according to the consequences of a potential failure. The classifications are:

- High Hazard: loss of life
- Significant Hazard: property/infrastructure damage
- Low Hazard: damage to floodplain and the dam itself

The inspection frequency is based on national guidelines and is responsive to the potential failure consequences as follows:

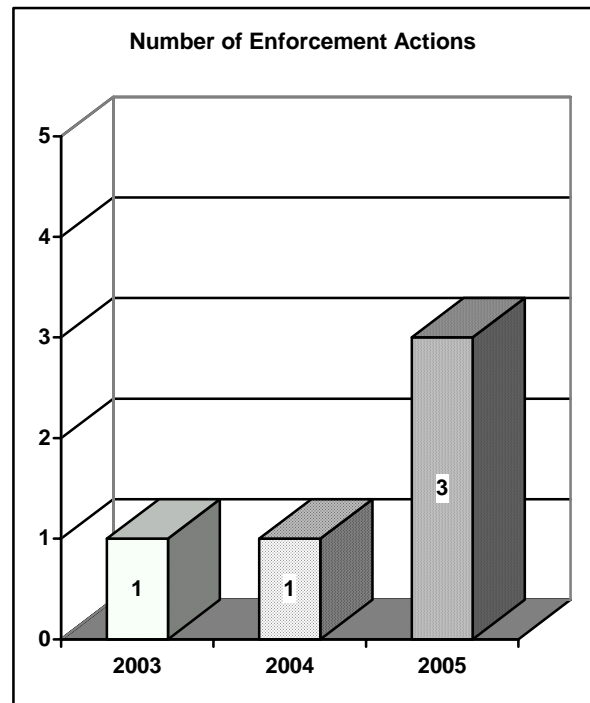
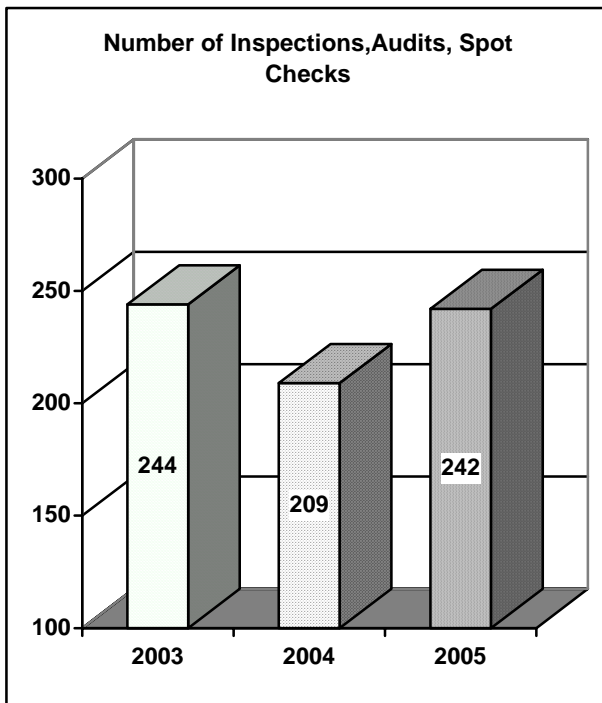
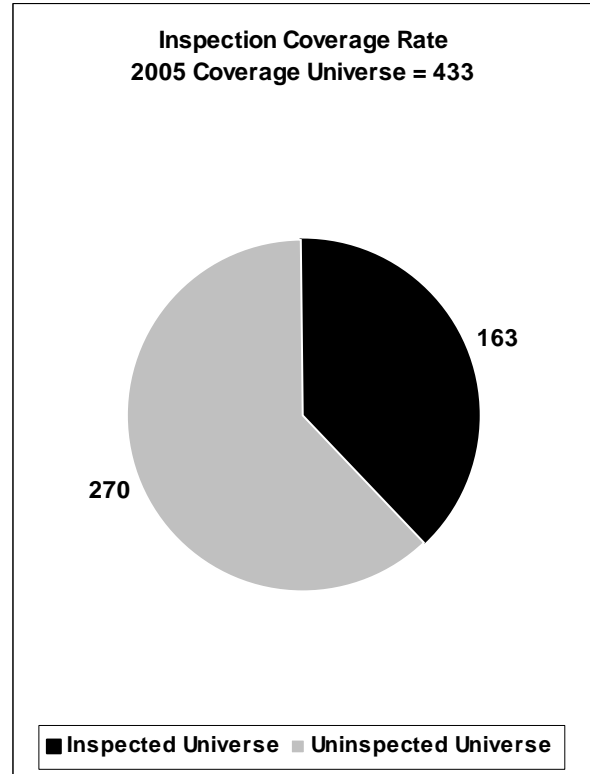
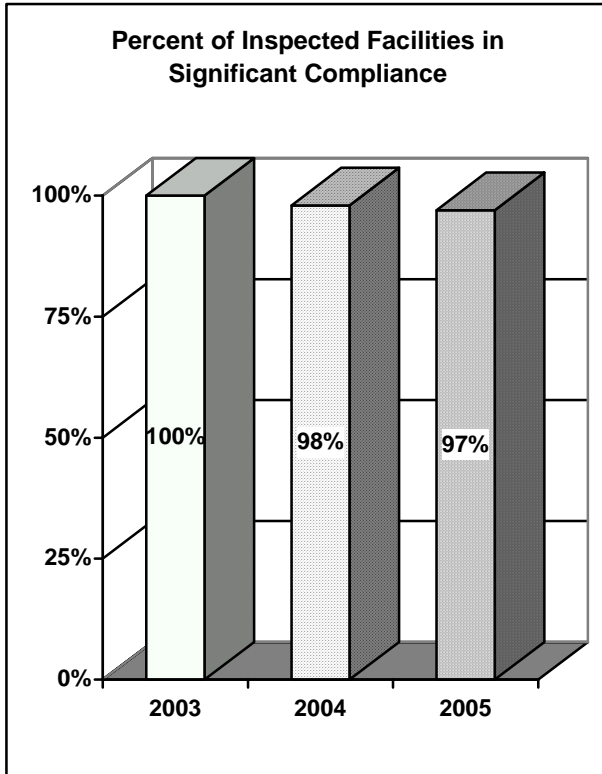
Hazard Class	Number in category	Frequency	Required inspections/year
High Hazard	65	Annually	65
Significant	82	every 3 years	$82/3= 27$
Low	274	every 7 years	$274/7= 39$
Total	421		

Waterway Construction – Dam Safety

	2005 Totals
<u>PERMITTED SITES/FACILITIES</u>	
Number of Permits/Licenses issued	14
Number of Permits/Licenses in effect at Fiscal Year End	433
<u>OTHER REGULATED SITES/FACILITIES</u>	
None	0
<u>INSPECTIONS</u>	
Number of Sites inspected	163
Number of Inspections, Audits, Spot Checks	242
<u>COMPLIANCE PROFILE:</u>	
Number of Inspected Sites/Facilities with Significant Violations	5
% of Inspected Sites/Facilities in Significant Compliance	97%
% of Inspected Sites/Facilities with Significant Violations	3%
Inspection coverage Rate *	38%
<u>SIGNIFICANT VIOLATIONS</u>	
Number of Significant Violations involving Environmental or Health Impact	0
Number of Significant Violations based on Technical/Preventative Deficiencies	5
Number of Significant Violations carried over awaiting disposition from Previous Fiscal year	8
Total	13
<u>DISPOSITION OF SIGNIFICANT VIOLATIONS</u>	
Resolved	6
Ongoing	7
<u>ENFORCEMENT ACTIONS</u>	
Number of Compliance Assistance rendered	83
Number of Show Cause, Remedial, Corrective Actions issued	3
Number of Stop Work Orders	0
Number of Injunctions obtained	0
Number of Penalty and Other Enforcement Actions	0
Number of Referrals to Attorney General for possible Criminal Action	0
<u>PENALTIES</u>	
Amount of Administrative or Civil Penalties obtained	\$0

* Coverage rate above is computed as the total number of sites inspected and dividing that by the total number of permits/licenses in effect. See narrative for more detail.

Waterway Construction – Dam Safety



Wetlands and Waterways Non-tidal and Floodplain

PURPOSE

The goal of the Non-tidal Wetlands Protection Act is to attain no net loss in non-tidal wetland acreage and to strive for a net resource gain in non-tidal wetlands over present conditions. This is to be accomplished by preventing further degradation and losses of non-tidal wetlands due to human activity, and by offsetting unavoidable losses or degradations through the deliberate restoration or creation of non-tidal wetlands through the Non-tidal Wetlands Compensation Fund. Any individual or entity planning grading or filling, excavating or dredging, changing existing drainage patterns, disturbing the water level or water table, or destroying or removing vegetation in a non-tidal wetland must obtain a permit or authorization for the proposed activity.

A person is required to obtain a permit from MDE in order to change the course, current, or cross-section of a non-tidal stream or body of water, including the 100-year floodplain. Any individual or entity planning to construct, reconstruct, repair or maintain any development within the stream or its 100-year floodplain is required to get a permit. Proposals are evaluated for impacts to the floodplain, public safety and welfare, and the environmental resources of the State of Maryland.

AUTHORITY

STATE: Environment Article, Title 5, Subtitles 5 and 9; COMAR 26.17 and 26.23

PROCESS

Upon issuance of a permit/license/authorization the file is transferred to the Compliance Program where an inspection priority is assigned. The inspectors then schedule routine inspections of the facilities adhering to the assigned priority as much as workload allows. Facilities are not given advance notification of routine inspections. At any time during the process, the inspection frequency can be adjusted as site conditions or workload demands. Inspections are performed to verify that the projects are in accordance with the authorization. Because a site may involve non-tidal wetland and/or 100-year floodplain impacts, inspections evaluate whether all the resultant construction impacts are in accordance with the permits. Case by case, this may involve identifying or verifying a non-tidal wetland boundary and documenting findings in the inspection report. At sites where there may be 100-year floodplain impacts, it may be necessary to determine the floodplain boundary before project compliance can be determined.

The Department does not have the authority to collect administrative penalties for this program.

CONTRIBUTES TO MANAGING FOR RESULTS

Goal #4: Improving and Protecting Water Quality.

SUCSESSES AND CHALLENGES

Since 1989 the State of Maryland has been regulating activities in non-tidal wetlands and their buffers. Because of non-tidal wetlands inherent value, protecting them from despoliation and restoring them to historic area coverage are paramount to maintaining a healthy environment.

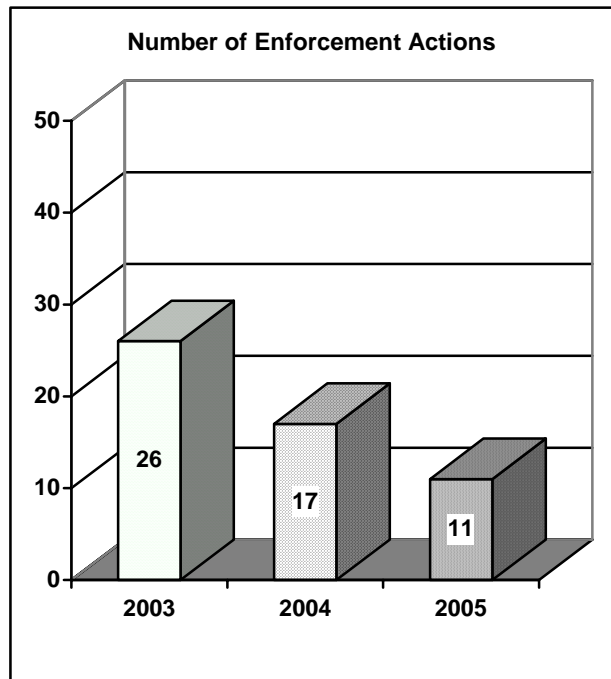
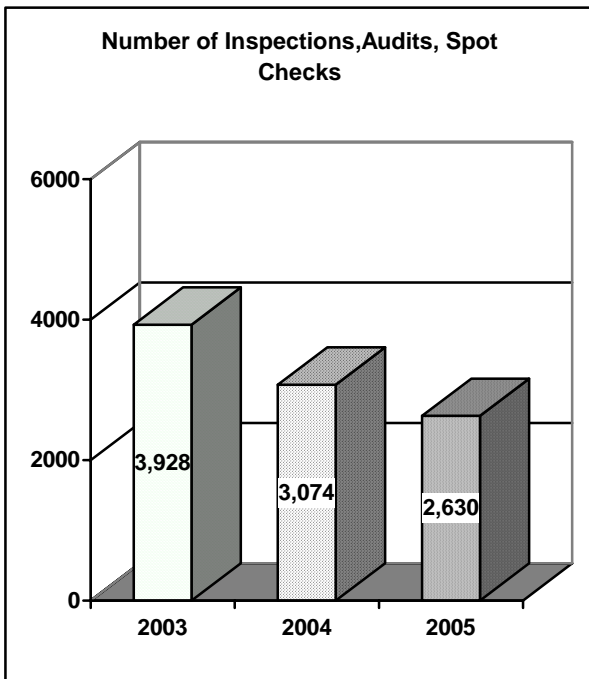
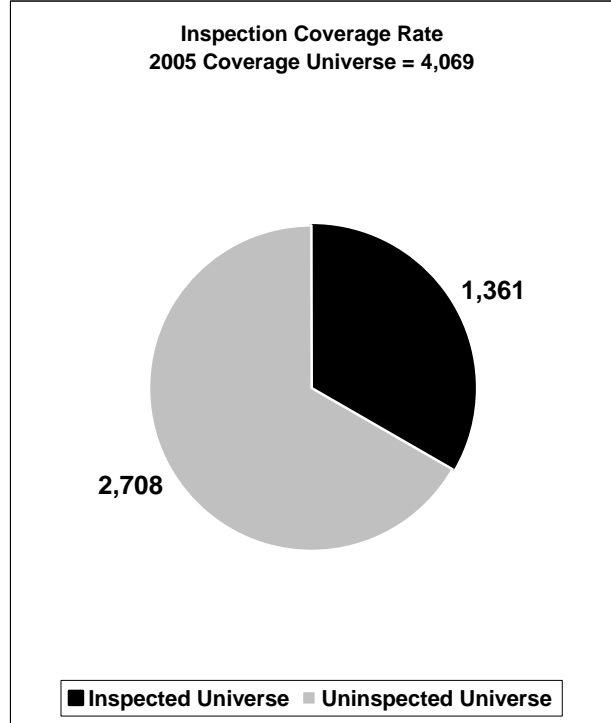
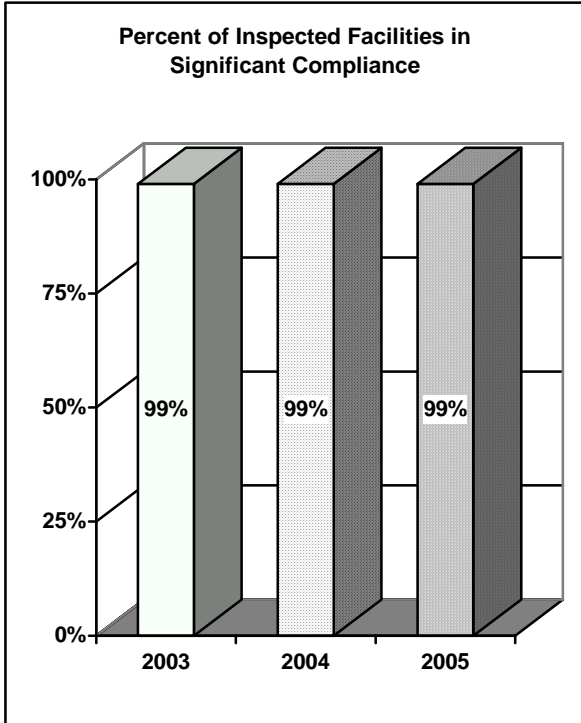
The Compliance Program's activities show a decrease in the Number of Sites Inspected and Number of Inspections. There was a corresponding decrease in compliance assistance rendered. This was due to our continuing focus on inspections at wastewater treatment plants.

Wetlands and Waterways Non-tidal and Floodplain

	2005 Totals
<u>PERMITTED SITES/FACILITIES</u>	
Number of Permits/Licenses issued	828
Number of Permits/Licenses in effect at Fiscal Year End	4,069
<u>OTHER REGULATED SITES/FACILITIES</u>	
None	0
<u>INSPECTIONS</u>	
Number of Sites inspected	1,361
Number of Inspections, Audits, Spot Checks	2,630
<u>COMPLIANCE PROFILE:</u>	
Number of Inspected Sites/Facilities with Significant Violations	18
% of Inspected Sites/Facilities in Significant Compliance	99%
% of Inspected Sites/Facilities with Significant Violations	1%
Inspection coverage Rate *	34%
<u>SIGNIFICANT VIOLATIONS</u>	
Number of Significant Violations involving Environmental or Health Impact	17
Number of Significant Violations based on Technical/Preventative Deficiencies	1
Number of Significant Violations carried over awaiting disposition from Previous Fiscal year	18
Total	36
<u>DISPOSITION OF SIGNIFICANT VIOLATIONS</u>	
Resolved	18
Ongoing	18
<u>ENFORCEMENT ACTIONS</u>	
Number of Compliance Assistance rendered	143
Number of Show Cause, Remedial, Corrective Actions issued	5
Number of Stop Work Orders	2
Number of Injunctions obtained	1
Number of Penalty and Other Enforcement Actions	3
Number of Referrals to Attorney General for possible Criminal Action	0
<u>PENALTIES</u>	
Amount of Administrative or Civil Penalties obtained	\$0

* Coverage rate above is computed as the total number of sites inspected and dividing that by the total number of permits/licenses in effect.

Wetlands and Waterways – Non-tidal and Floodplain



Wetlands - Tidal

PURPOSE

Tidal wetlands are open water and vegetated estuarine systems affected by the rise and fall of tide. The goal of the Wetlands and Riparian Rights Act is to preserve tidal wetlands and prevent their despoliation and destruction. The Program strives for a net resource gain in wetland area over present conditions. This is to be accomplished by preventing further degradation and losses of tidal wetlands due to human activity, and by offsetting unavoidable losses or degradations through the deliberate restoration or creation of tidal wetlands through the Tidal Wetland Compensation Fund. Authorizations, in the form of licenses and permits, are required to minimize impacts to aquatic resources and tidal wetlands from dredging, filling, the construction of bulkheads and other related activities.

AUTHORITY

STATE: Environmental Article Title 16; Subtitle 2; COMAR 26.24

PROCESS

Upon issuance of a license/permit/authorization the file is transferred to the Compliance Program where an inspection priority is assigned. The inspectors then schedule routine inspections of the facilities adhering to the assigned priority as much as workload allows. Facilities are not given advance notification of routine inspections. At any time during the process, the inspection frequency can be adjusted as site conditions or workload demands. Inspections typically verify that the work being performed is in accordance with the work authorized and that all license or permit conditions are in compliance.

The Department does not have the authority to collect administrative penalties for this program.

CONTRIBUTES TO MANAGING FOR RESULTS

Goal #4: Improving and Protecting Water Quality.

SUCCESSSES AND CHALLENGES

Maryland has been protecting and regulating activities in tidal wetlands since 1970. Protection and management of this resource continues toward achieving the State's goal of "no net loss of wetlands". There were decreases in the number of Sites Inspected but increases in Compliance Assistance rendered.

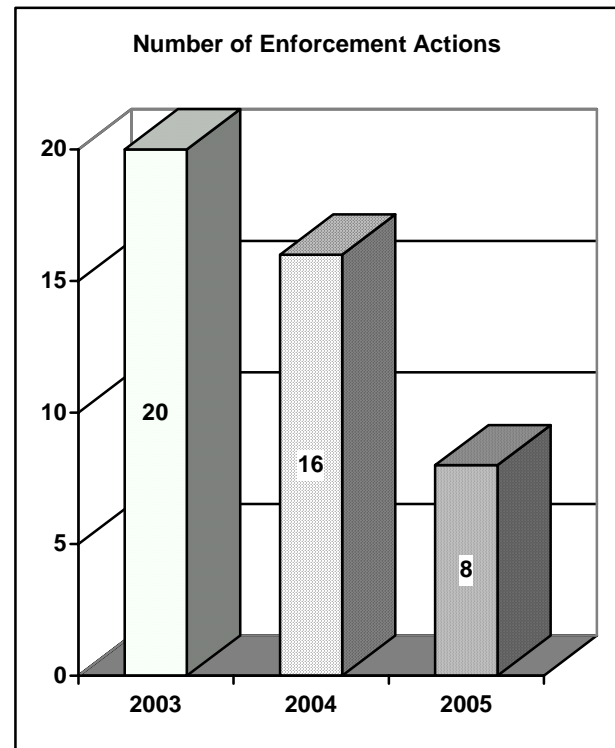
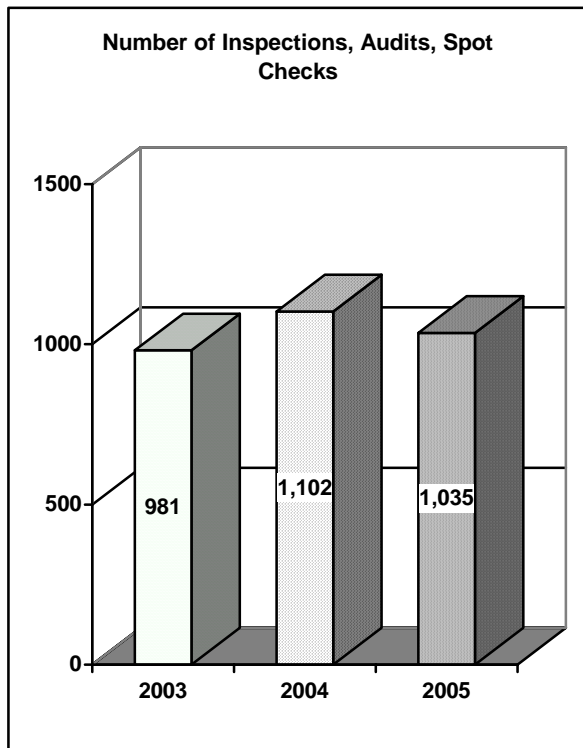
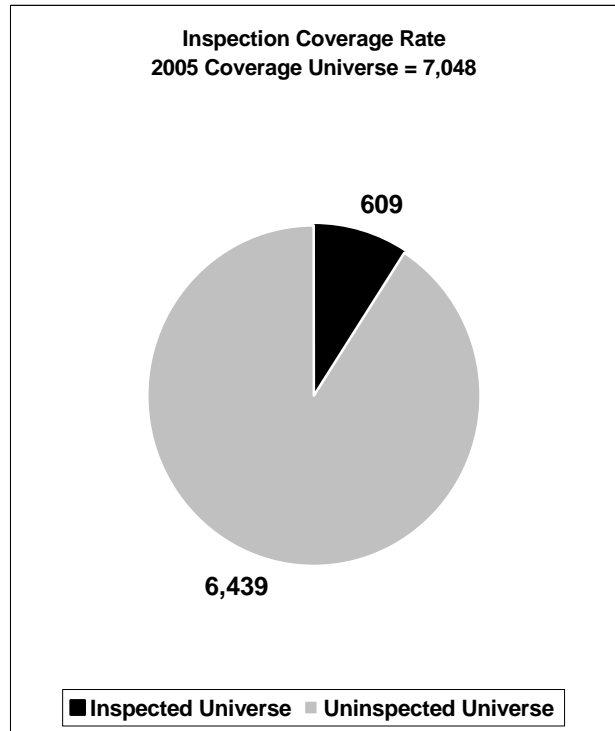
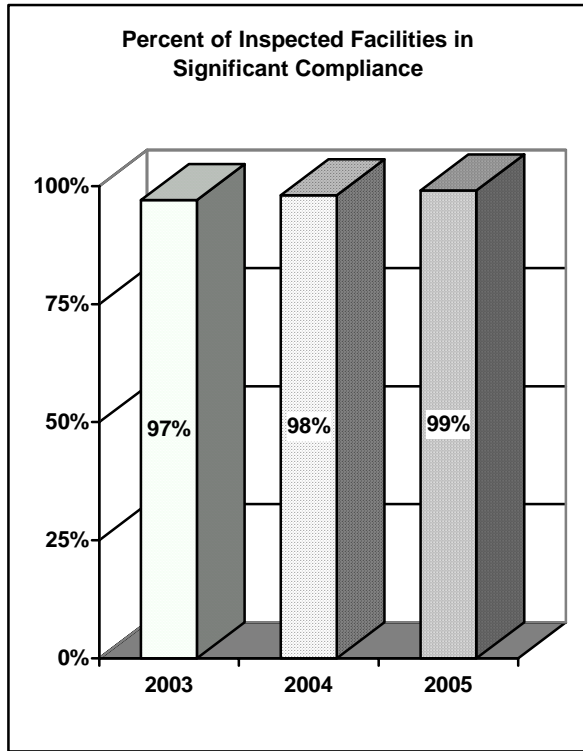
This page intentionally left blank.

Wetlands - Tidal

	2005 Totals
<u>PERMITTED SITES/FACILITIES</u>	
Number of Permits/Licenses issued	1,762
Number of Permits/Licenses in effect at Fiscal Year End	7,048
<u>OTHER REGULATED SITES/FACILITIES</u>	
	0
<u>INSPECTIONS</u>	
Number of Sites inspected	609
Number of Inspections, Audits, Spot Checks	1,035
<u>COMPLIANCE PROFILE:</u>	
Number of Inspected Sites/Facilities with Significant Violations	6
% of Inspected Sites/Facilities in Significant Compliance	99%
% of Inspected Sites/Facilities with Significant Violations	1%
Inspection coverage Rate *	9%
<u>SIGNIFICANT VIOLATIONS</u>	
Number of Significant Violations involving Environmental or Health Impact	6
Number of Significant Violations based on Technical/Preventative Deficiencies	0
Number of Significant Violations carried over awaiting disposition from Previous Fiscal year	10
Total	16
<u>DISPOSITION OF SIGNIFICANT VIOLATIONS</u>	
Resolved	7
Ongoing	9
<u>ENFORCEMENT ACTIONS</u>	
Number of Compliance Assistance rendered	55
Number of Show Cause, Remedial, Corrective Actions issued	6
Number of Stop Work Orders	1
Number of Injunctions obtained	0
Number of Penalty and Other Enforcement Actions	0
Number of Referrals to Attorney General for possible Criminal Action	1
<u>PENALTIES</u>	
Amount of Administrative or Civil Penalties obtained	\$0

* Coverage rate above is computed as the total number of sites inspected and dividing that by the total number of permits/licenses in effect.

Wetlands – Tidal





OFFICE OF THE ATTORNEY GENERAL
ENVIRONMENTAL CRIMES UNIT

Environmental Crimes Unit

PURPOSE

The Attorney General's Environmental Crimes Unit (ECU) investigates and prosecutes environmental crimes in Maryland. ECU is a criminal investigation and prosecution unit under the direction of the Criminal Investigations Division of the Attorney General's Office. ECU utilizes the prosecutorial authority of the Attorney General and the investigative skills and law enforcement authority of the Maryland State Police and Baltimore City Police Departments to investigate environmental violations and, when appropriate, file criminal charges against both corporate and individual offenders. Criminal enforcement is an effective and necessary tool in the compliance effort because it ensures that the most serious and recalcitrant offenders are subjected to criminal sanctions. This is important to protect public health and ensure a level playing field for those that do comply with Maryland's environmental laws.

ECU has jurisdiction throughout the State. ECU's statewide multi-media responsibilities are carried out with a staff of nine, eight of whom (4 investigators and 4 prosecutors) are directly involved in the criminal investigation and enforcement work of the unit. ECU operates from the perspective that criminal enforcement is often the enforcement choice of last resort, or is the only enforcement option available. It is often applied to the most-recalcitrant offenders, where the prospect of imprisonment and/or being stigmatized by a criminal conviction is necessary to protect public health and the quality of Maryland's air, land and water resources.

AUTHORITY

STATE: The General Assembly, through the *Environment Article*, provides the Attorney General exclusive or concurrent authority to prosecute criminal violations involving water pollution, air pollution and hazardous waste. The Attorney General also has authority under Article V, Section 3 of the Constitution of Maryland to investigate and prosecute other crimes as directed by the Governor. Governor Ehrlich has granted ECU continuing authority to investigate and prosecute violations of Maryland's Litter Control Law (§10-110 of the Criminal Law Article), and other broadly defined related offenses. ECU seeks the Governor's authorization to investigate and prosecute other violations on a case-by-case basis.

PROCESS

ECU typically receives complaints about possible criminal activity from three sources: members of the general public, other governmental and law enforcement agencies, and the MDE Administrations. Complaints are initially reviewed by an ECU prosecutor to assess the presence of factors indicating possible criminal intent. Complaints with the potential for prosecution are then assigned to ECU investigators to conduct full investigations for the purpose of gathering sufficient evidence to accurately assess whether the filing of criminal charges is warranted.

SUCSESSES AND CHALLENGES

In FY 2005, ECU successfully assisted MDE in furthering its compliance and enforcement goals by conducting sixty criminal investigations and filing charges in eighteen of those investigations. Of the sixty investigations, thirty-six were the result of referrals from MDE administrations, an increase of 125% over FY 04. The greatest increases in referrals were from Water Management and TARSA. Eleven prosecutions were completed during the fiscal year, resulting in jail terms totaling more than 9 years, probation terms totaling 15 years and fines and restitution exceeding \$68,000, in addition to community work service and other penalties.

An ongoing challenge is to restore investigative resources. Sworn law enforcement personnel with statewide authority have been reduced by 75% over the past seven years (FY 1998 – FY 2005). In FY 2005, MSP was limited to a single trooper assigned to the Unit. MDE committed resources late in the FY to allow the Unit to hire an additional civilian investigator to supplement the sworn law enforcement personnel.

An additional challenge is the need to create new positions to enable the Unit to train personnel to maintain the Unit's high-level of investigative expertise in anticipation of the retirement of several very experienced investigators in the next two years.

Last, ECU has traditionally received very few referrals or complaints related to air pollution crimes. The Unit needs to continue and expand outreach efforts to sources of potential air pollution referrals.

CHART 1 shows the number of investigations conducted by ECU during FY 2005 and the source of the complaints leading to the investigations.

FY '05 – INVESTIGATIONS OPENED		
SOURCE OF COMPLAINTS		INVESTIGATIONS OPENED
M D E	ARMA	0
	TARSA	13
	WAS	9
	WMA	12
	OS/CO	2
MDE TOTAL		36
OTHER SOURCES		24
TOTAL		60

The MDE administrations, ARMA, WAS, and WMA, have traditional enforcement programs. TARSA's Emergency Response Division often responds to emergency situations.

CHART 2 shows the number of cases prosecuted by ECU during FY 2005. The chart distinguishes between the number of cases where prosecution was initiated during FY 2005 and the number of cases concluded during FY 2005. In prosecuting criminal cases, it is not uncommon for charges in a case to be filed during one fiscal year and concluded during a subsequent fiscal year. Charges may also be formally filed in a fiscal year after the investigation was opened by ECU.

FY '05 – PROSECUTIONS			
SOURCE OF COMPLAINTS		NO. OF CASES FILED	NO. OF CASES CONCLUDED
M D E	ARMA	0	0
	TARSA	5	2
	WAS	3	0
	WMA	2	3
MDE TOTAL		10	5
OTHER SOURCES		8	6
TOTAL		18	11

CHART 3 shows the penalties imposed in cases judicially concluded during FY 2005

FY '05 PROSECUTIONS – CASE DISPOSITION STATISTICS							
CASE TYPE	# OF CASES CONCLUDED IN COURT	FINES, RESTITUTION, ENVIRONMENTAL PROJECT COSTS		JAIL TIME		PROBATION (yrs.)	COMMUNITY SERVICE (hrs.)
		IMPOSED	TO BE PAID	IMPOSED (mos.)	TO BE SERVED (mos.)		
HAZARDOUS WASTE	1			60	3	3	
OIL CONTROL	1	5,000	1,000	12		1	100
SEDIMENT	1.5*	23,000	23,000			2	
SOLID WASTE	1						
WATER	4	19,500	8,000	12		4.5	50
WELLS	1	10,160	10,160	24	6	3	
WETLANDS	1.5*	11,000	8,500	1		1.5	100
TOTAL	11	\$68,660	\$50,660	109 mos.	9 mos.	15 yrs.	250 hrs.

*Note – A single case may involve charges from any number of the various titles.

CHART 4. The Report of Enforcement Activities mandated by §1-301(d) of the Environment Article requires reporting of information for criminal cases prosecuted under specified subtitles of the Environment Article. The chart reflects all ECU activity for the fiscal year. The shaded areas delineate activity required under specified subtitles.

FY '05 – YEARLY TOTALS	Title 4		Title 7	Title 9		Title 13	Title 16		Crim. Law	Yearly Total
	Subtitle 1	Subtitle 4	Subtitle 2	Subtitle 3	Subtitle 13	Subtitle 5	Subtitle 2	Subtitle 3	§10-110	
*Number of Criminal Cases Concluded in Court	1.5	1	1	4	.5	.5	.5	1	1	11
*Number of Convictions Obtained	1.5	1	1	4	.5	.5	.5	1		10
Imprisonment Time Ordered (Months)		12	60	12	12	12	1			109 Mos.
Imprisonment Time To Be Served (Months)			3			6				9 Mos.
Probation Ordered (Years)	2	1	3	4.5	1.5	1.5		1.5		15 Yrs.
Community Service Ordered (Hours)		100		50				100		250 Hrs.
Criminal Fines, Restitution & Clean-Up Costs Imposed	23,000	5,000		19,500	5,080	5,080	1,000	10,000		\$68,660
Criminal Fines, Restitution & Clean-Up Costs To Be Paid	23,000	1,000		8,000	5,080	5,080	1,000	7,500		\$50,660

*Note – A single case may involve charges from any number of the various titles.

**Title 2 – Ambient Air Quality Control

Title 4 – Water Management/Waste Mgmt.

**Title 5 – Water Resources

**Title 6 – Toxic, Carcinogenic & Flammable Substances

Title 7 – Hazardous Materials & Hazardous Substances

**Title 8 – Radiation

Title 9 – Water, Ice, and Sanitary Facilities

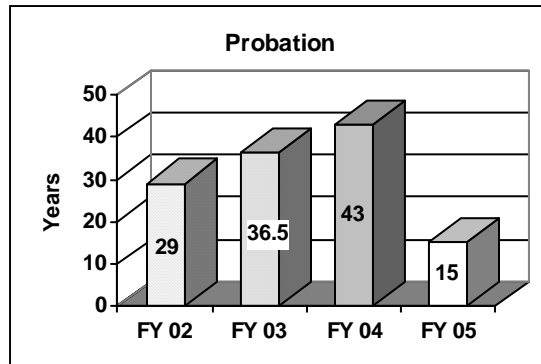
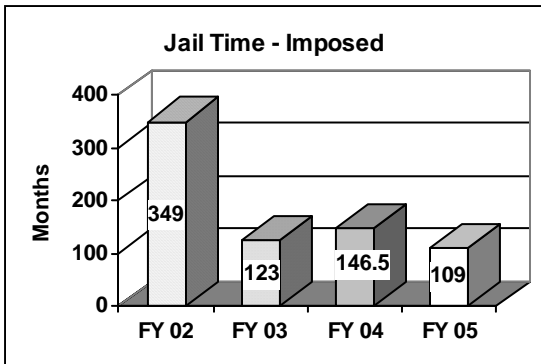
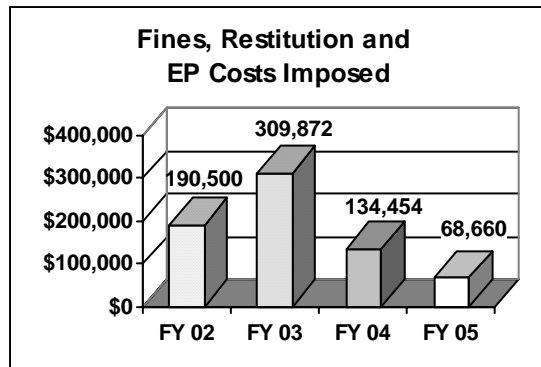
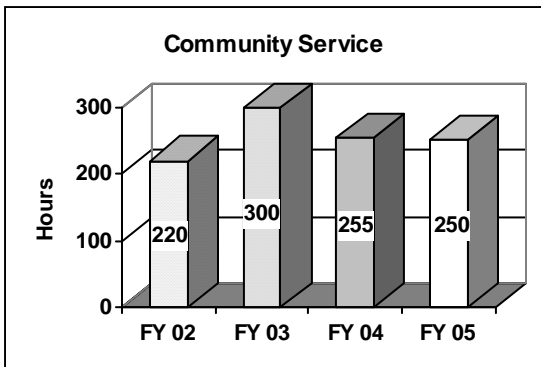
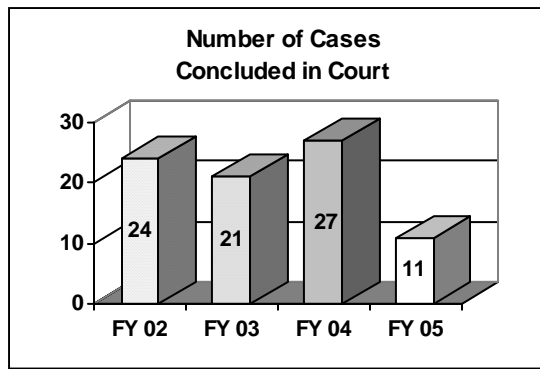
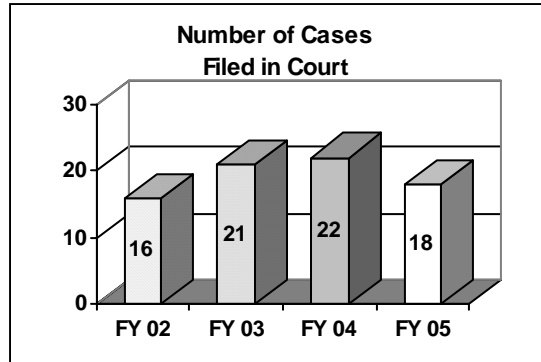
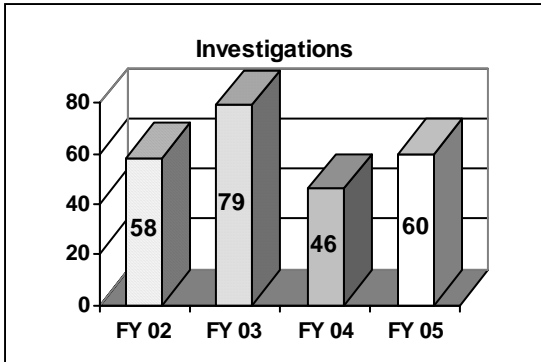
Title 13 – Well Drillers

Title 16 – Tidal Wetlands

§10-110 of Criminal Law Article – Litter Control Law

**No cases under this title for Fiscal Year 2005

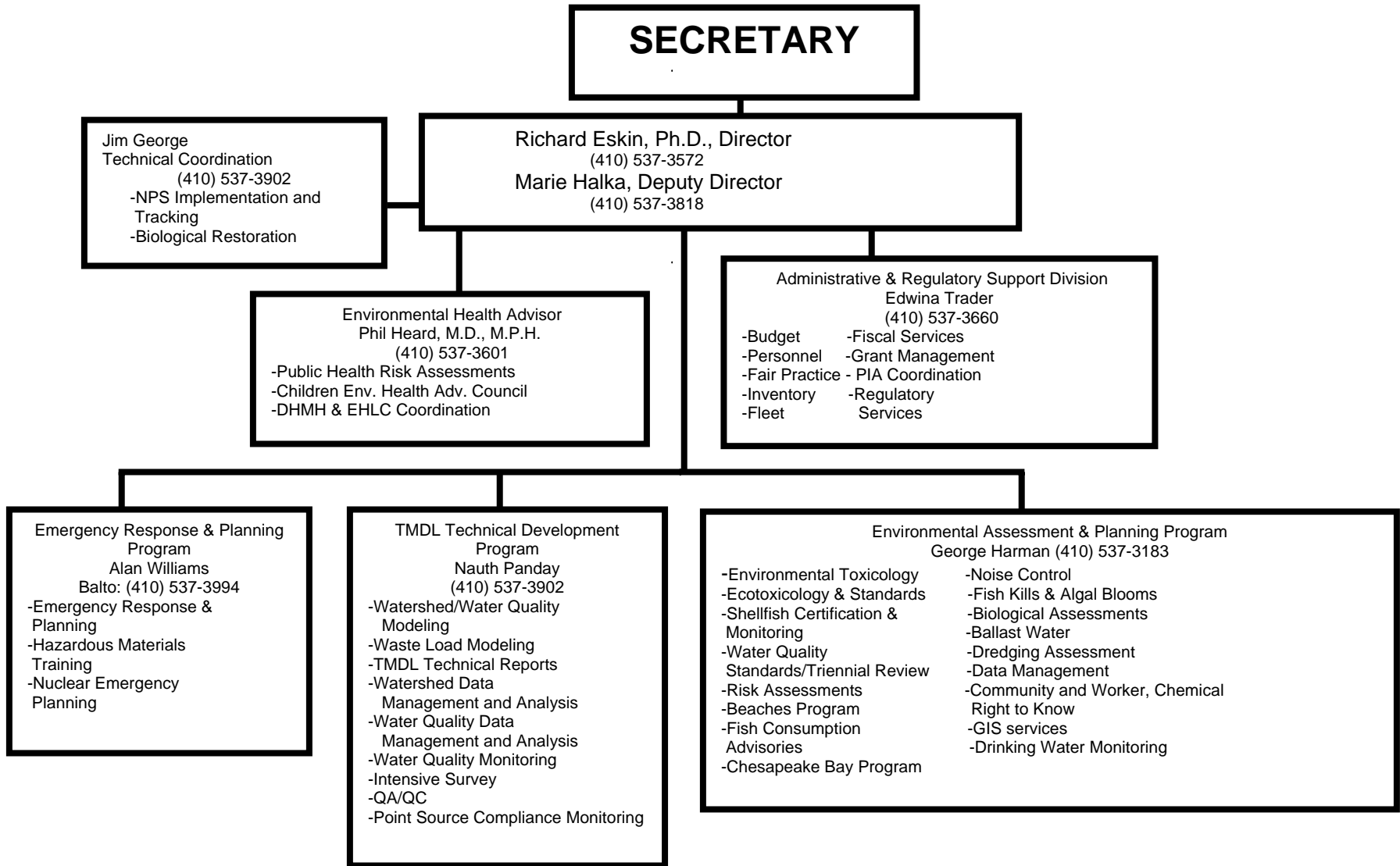
Environmental Crimes Unit





**TECHNICAL AND REGULATORY
SERVICES ADMINISTRATION**

TECHNICAL AND REGULATORY SERVICES ADMINISTRATION



Noise Control Program

PURPOSE

The Noise Control Program has been established to provide assistance to citizens and local jurisdictions across the State regarding compliance with community noise issues that are not handled at the local level. Noise has become an increasingly contentious "Quality of Life" issue as the State's population increases and urban development progresses. The Noise Program pursues its mission on a complaint driven basis addressing specific requests from individual citizens and local government agencies. Because of very limited staff, the Program actively encourages local jurisdictions to take a more active roll in addressing noise problems and issues while the program stands ready to provide technical support for enforcement actions, noise control training, and general advisory assistance.

AUTHORITY

STATE: Environment Article, Title 3; COMAR 26.02.03

PROCESS

In addressing noise complaints a small portion of those registered can be resolved by telephone without field investigation. However, the majority of complaints require multiple field visits to monitor and measure the offending noise levels. Assessments are frequently made during nighttime hours when standards are more stringent. Weekend and holiday noise monitoring is also common to capture certain entertainment events. In evaluating and processing noise complaints, the Program utilizes state of the art real-time computer integrated sound level analyzers for determining the character and extent of noise violations. In cases where ambient noises are likely to be an issue a digital audio recording is obtained simultaneously with the sound level recording. Comparing the two different recordings against each other allow for accurate identification of the sources of noise. When a noise level violation is encountered, primary emphasis is placed on compliance assistance and co-operative resolution rather than penalties. This approach has been successful in almost all cases.

CONTRIBUTES TO MANAGING FOR RESULTS

GOAL #3: Reducing Exposure to Hazards.

SUCCESSSES / CHALLENGES

A significant change for the Noise Program during the close of FY 2004 and throughout FY 2005 was the development and use of a functional database tracking complaints and actions taken in response. Records including addresses, telephone numbers, brief accounts of telephone conversations, site visit information, were kept on each case. This database provided the ability to quickly access information upon receiving subsequent calls from complainants and resulted in greater response efficiency.

Efforts were given to the development of a library of sound measurements of noises related to the most frequent complaints. This information allowed for extrapolations to be made

based on information given by the complainant during the initial telephone consultation, sometimes being able to resolve a noise issue without investing the time in the field obtaining measurements.

Noise training efforts are continuing with the Bel Air, Ocean City, and Howard County Police Departments. In FY 2005 the town of St. Michaels in Talbot County, and the Hampstead Police Department in Carroll County created their own noise ordinance for which support and training was given. Most recently, Charles County sought the support of the Department after making the decision to enact their own noise program. Although the Noise Program will not continue in FY 2006 an agreement has been made with Charles County to review their noise ordinance and give the necessary training. Throughout FY 2005 continued efforts were made to convince political subdivisions to adopt their own noise ordinance, which would result in a greater coverage of the State's ever-increasing noise issues.

Of the 110 complaints registered, 104 sites were inspected. With one inspector covering the State, it is not possible to visit every site and judgments, regarding site visits, were made on the basis of probable duration, frequency and magnitude of the violation. The 2 cases carried over from the previous year were resolved yearly in the fiscal year. One of the 2 required the construction of a rather extensive sound barrier wall. Of the FY 2005 cases investigated, 9 were sufficiently documented to warrant action. All 9 violations were resolved through compliance assistance. In addition to the 9 violations, 3 ongoing violations were considered significant requiring greater mitigation efforts. Of the 3 significant violations 2 are still ongoing and although the noise program has not been funded and will discontinue, hopefully they will be resolved in the next fiscal year.

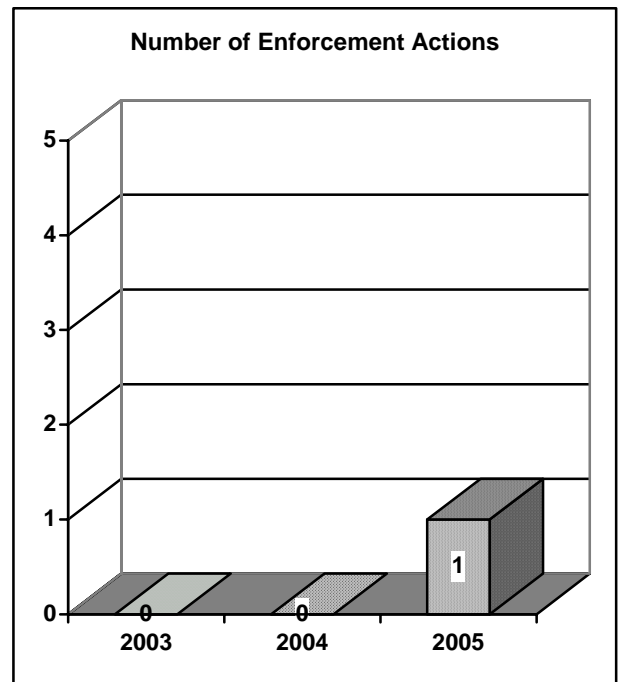
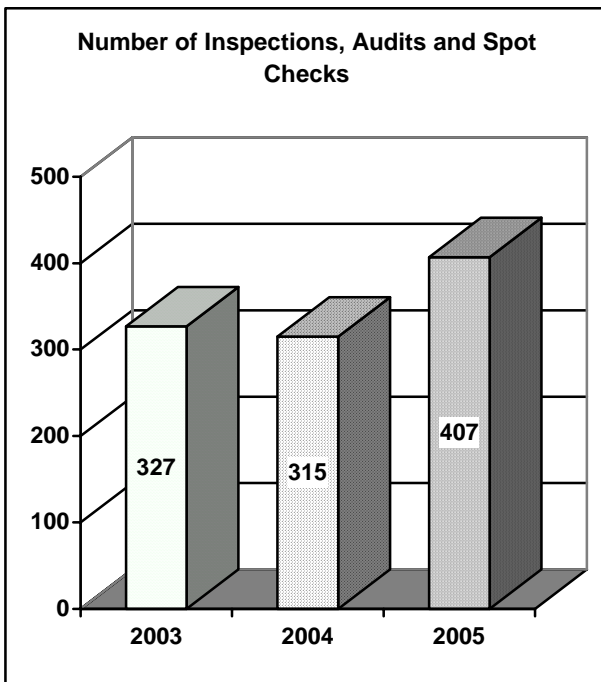
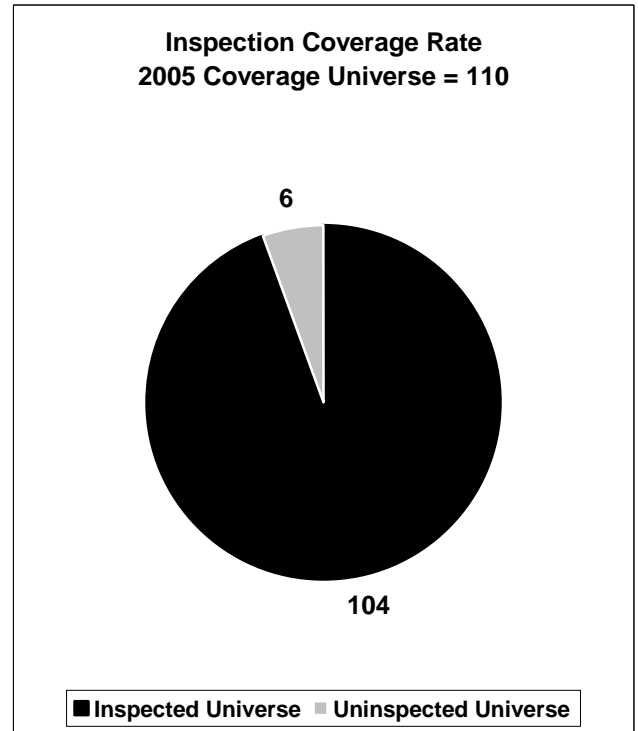
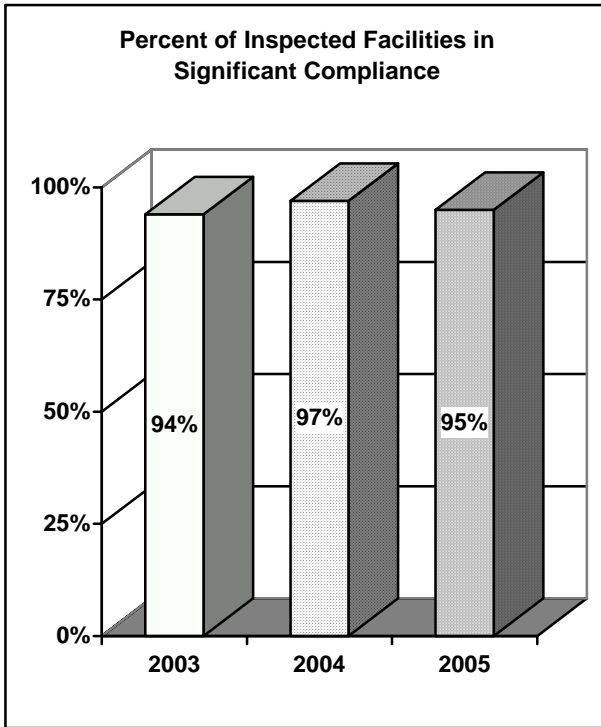
This page intentionally left blank.

Noise Control Program

	2005 Totals
<u>PERMITTED SITES/FACILITIES</u>	
Number of Permits/Registrations issued	0
Number of Permits/Registrations in effect at Fiscal Year End	0
<u>OTHER REGULATED SITES/FACILITIES</u>	
Complaints Registered	110
<u>INSPECTIONS</u>	
Number of Sites inspected	104
Number of Inspections, Audits, Spot Checks	407
<u>COMPLIANCE PROFILE:</u>	
Number of Inspected Sites/Facilities with Significant Violations	9
% of Inspected Sites/Facilities in Significant Compliance	91%
% of Inspected Sites/Facilities with Significant Violations	9%
Inspection coverage Rate *	95%
<u>SIGNIFICANT VIOLATIONS</u>	
Number of Significant Violations involving Environmental or Health Impact	9
Number of Significant Violations based on Technical/Preventative Deficiencies	0
Number of Significant Violations carried over awaiting disposition from Previous Fiscal year	2
Total	11
<u>DISPOSITION OF SIGNIFICANT VIOLATIONS</u>	
Resolved	8
Ongoing	3
<u>ENFORCEMENT ACTIONS</u>	
Number of Compliance Assistance rendered	22
Number of Show Cause, Remedial, Corrective Actions issued	0
Number of Stop Work Orders	0
Number of Injunctions obtained	0
Number of Penalty and Other Enforcement Actions	1
Number of Referrals to Attorney General for possible Criminal Action	0
<u>PENALTIES</u>	
Amount of Administrative or Civil Penalties obtained	\$0

* Coverage rate is computed as the number of sites inspected divided by the total number of complaints registered.

Noise Control Program





**APPENDIX
ENVIRONMENTAL RESTORATION
AND REDEVELOPMENT PROGRAM
STATE MASTER LIST**

(This list provides notice of potential hazardous waste sites.)

**Maryland Department of the Environment
State Master List
July 2005**

County ALLEGANY

Site: CABIN RUN LF (MD-003)
Address: CABIN RUN RD
FROSTBURG, MD 21532
Aliases: NONE
Status: NFRAP

Site: CELANESE FIBERS CO - AMCELLE PLANT (MD-031)
Address: US RT 220 S
CUMBERLAND, MD 21502
Aliases: NONE
Status: NFRAP

Site: CUMBERLAND GAS LIGHT CO (MD-195)
Address: N MECHANIC ST
CUMBERLAND, MD 21502
Aliases: NONE
Status: NFRAP

Site: FROSTBURG GAS LIGHT CO (MD-197)
Address: W SIDE OF GRANT ST
FROSTBURG, MD 21532
Aliases: NONE
Status: NFRAP

Site: HOFFMAN LF (MD-004)
Address: FROSTBURG IND PARK RT 36
FROSTBURG, MD 21532
Aliases: NONE
Status: NFRAP

Site: KELLY SPRINGFIELD TIRE CO (MD-410)
Address: 800 KELLY RD
CUMBERLAND, MD 21502
Aliases: NONE
Status: NFRAP

Site: KOPPERS CO INC - OLDTOWN (MD-042)
Address: RUBY RD
OLD TOWN, MD 21555
Aliases: CHARLES O WALTERS
Status: NFRAP

Site: LAVALE WAREHOUSE FIRE (MD-328)
Address: 1210 NATIONAL HWY
LAVALE, MD 21502
Aliases: NONE
Status: NFRAP

Site: LIMESTONE ROAD SITE (MD-084)
Address: LIMESTONE RD OFF RT 51
CUMBERLAND, MD 21502
Aliases: CUMBERLAND CEMENT & SUPPLY, DIGGS SANITATION
Status: NPL

Site: OLD CUMBERLAND CITY/COUNTY DUMP (MD-139)
Address: LIMESTONE RD
CUMBERLAND, MD 21502
Aliases: NONE
Status: NFRAP

Site: VALE SUMMIT LF (MD-005)
Address: RTS 36 & 38
FROSTBURG, MD 21532
Aliases: NONE
Status: NFRAP

County ANNE ARUNDEL

Site: ALCO-GRAVURE INC (MD-353)
Address: 701 BALTIMORE ANNAPOLIS BLVD
GLEN BURNIE, MD 21061
Aliases: NONE
Status: NFRAP

Site: ANNE ARUNDEL CO LF (MD-035)
Address: DOVER RD
GLEN BURNIE, MD 21061
Aliases: GLEN BURNIE LF

Status: DEFERRAL

Site: B & O RAILROAD LF (MD-362)

Address: KEMBO RD
BALTIMORE, MD 21226

Aliases: NONE

Status: UI

Site: BROWNING FERRIS IND - SOLLEY RD LF (MD-006)

Address: 7890 SOLLEY RD
GLEN BURNIE, MD 21061

Aliases: SAN DISP INC, SOLLEY RD LF

Status: NFRAP

Site: COX CREEK REFINING (MD-456)

Address: 1000 KEMBO RD
BALTIMORE, MD 21226

Aliases: NONE

Status: NFRAP

Site: DAVID TAYLOR/ANNAPOLIS - LAUNCH (MD-203)

Address: BAY HEAD RD
ANNAPOLIS, MD 21401

Aliases: NONE

Status: UI

Site: DRUMCO DRUM DUMP (MD-408)

Address: ASPEN ST OFF PENNINGTON AVE
BALTIMORE, MD 21225

Aliases: NONE

Status: NFRAP

Site: FORT SMALLWOOD - CONTROL (MD-208)

Address: OLD NIKE MISSILE SITE RD
PASADENA, MD 21122

Aliases: NONE

Status: NFRAP

Site: FORT SMALLWOOD - LAUNCH (MD-207)

Address: 9034 FORT SMALLWOOD RD
PASADENA, MD 21122

Aliases: ANNAPOLIS - NIKE

Status: NFRAP

Site: GENERAL SERVICE ADMIN - CURTIS BAY DEPOT (MD-336)
Address: 710 ORDNANCE RD
BALTIMORE, MD 21226
Aliases: NONE
Status: UI

Site: GREEN VALLEY RD SITE (MD-178)
Address: GREEN VALLEY RD
ARNOLD, MD 21012
Aliases: NONE
Status: NFRAP

Site: HONEYWELL INC (MD-158)
Address: 401 DEFENSE HWY
ANNAPOLIS, MD 21401
Aliases: NONE
Status: NFRAP

Site: JOY BOEHM LF (MD-030)
Address: 1373 ST STEPHENS CHURCH RD
CROWNSVILLE, MD 21032
Aliases: BOEHM JOY LF, ST STEPHENS CHURCH RD SITE
Status: NFRAP

Site: JOY RECLAMATION CO (MD-073)
Address: 6400 ARUNDEL CORP RD
GLEN BURNIE, MD 21061
Aliases: ARUNDEL CORP RD SITE, JOY/HAMLEN RECLAMATION
Status: NFRAP

Site: NEVAMAR CORP (MD-072)
Address: 8339 TELEGRAPH RD
ODENTON, MD 21113
Aliases: NONE
Status: NFRAP

Site: NOVA-KOTE INC. (MD-421)
Address: 7615 ENERGY PARKWAY
BALTIMORE, MD 21226
Aliases: NONE
Status: NFRAP

Site: SNOW HILL LANE SITE (MD-201)

Address: SNOW HILL LN & CEDAR HILL LN
BALTIMORE, MD 21225

Aliases: CHERKOFF SITE

Status: NFRAP

Site: US COAST GUARD (MD-406)

Address: HAWKINS POINT RD
BALTIMORE, MD 21226

Aliases: NONE

Status: UI

Site: US NAVAL STATION (MD-334)

Address: ANNAPOLIS NAVAL COMPLEX
ANNAPOLIS, MD 20084

Aliases: US NAVAL COMPLEX ANNAPOLIS

Status: UI

Site: USA FORT GEORGE MEADE (MD-067)

Address: FT MEADE
FT MEADE, MD 20755

Aliases: USA 144TH ORDINANCE DETACHMENT, USA LUMBER STORAGE
YARD,
USA BLDG T37 SUB STA 3, USA TRAINING AREA T38, USA BUILDING
6527,
CAMP MEADE

Status: NPL

Site: USN COMMISSARY STORE PARK LOT AREA SOUTH (MD-059)

Address: KINKAID RD
ANNAPOLIS, MD 21402

Aliases: USN NAVAL STATION LAGOON, USN RADIO TRANSMITTING
FACILITY,

USN NAVAL STATION, US NAVAL COMPLEX ANNAPOLIS

Status: UI

Site: USN NAVAL ACADEMY (MD-063)

Address: PUBLIC WKS DEPT
ANNAPOLIS, MD 21402

Aliases: USN NAVAL ACADEMY WHERRY HOUSING PROJ

Status: NFRAP

Site: VECTRA CORP - ODENTON (MD-041)

Address: 8305 TELEGRAPH RD

Aliases: ODENTON, MD 21113
Status: ODENTON PLT, CHEVRON CHEMICAL
NFRAP

Site: WOODS ROAD SITE (MD-192)
Address: END-WOODS RD/BORDERS MAGOTHY BR. RD
ANNAPOLIS, MD 21122
Aliases: NONE
Status: NFRAP

County *BALTIMORE*

Site: 68TH STREET DUMP (MD-174)
Address: 68TH ST & PULASKI HWY
ROSEDALE, MD 21237
Aliases: NONE
Status: UI

Site: AVESTA SHEFFIELD (MD-173)
Address: ROLLING MILL RD
BALTIMORE, MD 21224
Aliases: EASTERN STAINLESS STEEL (FORMERLY)
Status: NFRAP

Site: BALTIMORE GALVANIZING COMPANY INC (MD-069)
Address: 7110 QUAD AVE
BALTIMORE, MD 21237
Aliases: NONE
Status: NFRAP

Site: BAUER FARM (MD-297)
Address: OFF NORTH PT RD & BAUERS FARM RD
BALTIMORE, MD 21219
Aliases: NONE
Status: NFRAP

Site: BEACHWOOD DEVELOPMENT (MD-388)
Address: MORSE LN & TODD PT
BALTIMORE, MD 21222
Aliases: NONE
Status: NFRAP

Site: BENDIX CORP (MD-395)
Address: 1300 JOPPA RD
BALTIMORE, MD 21204
Aliases: NONE
Status: NFRAP

Site: BROWNING FERRIS IND - CHEM PROCESSING CNTR (MD-018)
Address: 101 NORRIS LN
BALTIMORE, MD 21222
Aliases: CHEM PROCESSING CNTR, NORRIS FARM LF
Status: NFRAP

Site: BUCKS STEEL DRUM (MD-187)
Address: 8234 ROSEBANK AVE
BALTIMORE, MD 21222
Aliases: NONE
Status: NFRAP

Site: CIRCUIT CITY (MD-315)
Address: 6211 ROSSVILLE BLVD
BALTIMORE, MD 21237
Aliases: NONE
Status: NFRAP

Site: COLGATE PAY DUMP (MD-176)
Address: 6700 PULASKI HWY (I-95 @ MORAVIA)
BALTIMORE, MD 21237
Aliases: NONE
Status: NFRAP

Site: CUTRONICS (MD-380)
Address: 1925 & 1941 GREENSPRING DR
TIMONIUM, MD 21093
Aliases: NONE
Status: NFRAP

Site: DUNDALK MARINE TERMINAL (MD-016)
Address: 2701 BROENING HWY
BALTIMORE, MD 21222
Aliases: NONE
Status: NFRAP

Site: FORK - CONTROL (MD-210)

Address: END OF HUTSCHENREUTER RD
KINGSVILLE, MD 21057

Aliases: NONE
Status: NFRAP

Site: FORK - LAUNCH (MD-209)

Address: OFF STOCKDALE RD
KINGSVILLE, MD 21087

Aliases: NONE
Status: NFRAP

Site: GIBSON HOMANS (MD-316)

Address: 1101 HANZLIK AVE
BALTIMORE, MD 21237

Aliases: NONE
Status: NFRAP

Site: GRANITE - CONTROL (MD-212)

Address: 2845 HERNWOOD RD
WOODSTOCK, MD 21163

Aliases: NONE
Status: UI

Site: GRANITE - LAUNCH (MD-211)

Address: 3085 HERNWOOD RD
WOODSTOCK, MD 21163

Aliases: NONE
Status: NFRAP

Site: GREENSPRING - CONTROL (MD-214)

Address: GREENSPRING AVE
GREENSPRING, MD 21117

Aliases: NONE
Status: NFRAP

Site: GREENSPRING - LAUNCH (MD-213)

Address: RIDGE RD
GREENSPRING, MD 21117

Aliases: TOWSON - NIKE
Status: NFRAP

Site: INDUSTRIAL ENTERPRISES (MD-184)

Address: 7100 QUAD AVE

Aliases: BALTIMORE, MD 21237
Status: NONE
 NFRAP

Site: J & L INDUSTRIES INC (MD-280)
Address: 6923 EBENEZER RD
 BALTIMORE, MD 21220
Aliases: NONE
Status: NFRAP

Site: MARTIN MARIETTA CORP (MD-172)
Address: 1601 ROLLING RD
 BALTIMORE, MD 21227
Aliases: NONE
Status: NFRAP

Site: MARTIN'S STATE AIRPORT (MD-304)
Address: BOX 1 701 WILSON POINT RD
 BALTIMORE, MD 21220
Aliases: NONE
Status: NFRAP

Site: MARTIN'S STATE AIRPORT SITE II (ANG) (MD-310)
Address: EASTERN AVE AND WILSON POINT RD
 BALTIMORE, MD 21220
Aliases: AIR NATIONAL GUARD
Status: NFRAP

Site: OH WILLIAMSON (MD-238)
Address: WILLIAMSON LN
 COCKEYSVILLE, MD 21030
Aliases: MANN & PARKER LUMBER CO
Status: NFRAP

Site: PARKTON LF (MD-449)
Address: I-83 & STABLERS CHURCH ROAD
 PARKTON, MD 21120
Aliases: NONE
Status: NFRAP

Site: RM WINSTEAD CO (MD-133)
Address: 68TH ST & PULASKI HWY
 BALTIMORE, MD 21237

Aliases: NONE
Status: NFRAP

Site: SAUER DUMP (MD-181)
Address: 4225 LYNHURST RD
BALTIMORE, MD 21222

Aliases: NONE
Status: UI

Site: SECURITY BLVD SITE (MD-188)
Address: 1718 K BELMONT AVE
BALTIMORE, MD 21207

Aliases: NONE
Status: NFRAP

Site: STANSBURY PARK (MD-265)
Address: STANSBURY & HYDRANGEA RDS
BALTIMORE, MD 21222

Aliases: NONE
Status: UI

Site: TOWSON LAUNCH BA - 92 (MD-412)
Address: RIDGE RD NEAR RT 45
TOWSON, MD 21136

Aliases: NONE
Status: UI

Site: US ARMY PHOENIX - CONTROL (MD-157)
Address: SUNNYBROOK RD
JACKSONVILLE, MD 21131

Aliases: USA PHOENIX NIKE SITE (FCA), PHOENIX NIKE, PHOENIX MILITARY RESERVATION
Status: UI

Site: US ARMY PHOENIX - LAUNCH (MD-234)
Address: PAPERMILL RD
JACKSONVILLE, MD 21131

Aliases: NONE
Status: NFRAP

Site: VULCAN MATERIALS METALS DIV (MD-132)
Address: 2415 GRAYS RD
BALTIMORE, MD 21219

Aliases: NONE
Status: NFRAP

County *BALTIMORE CITY*

Site: 1ST PLANT (MD-147)
Address: GUILFORD & SARATOGA STS
BALTIMORE, MD 21201

Aliases: NONE
Status: NFRAP

Site: 2ND PLT (MD-148)
Address: SARATOGA & HOLIDAY STS
BALTIMORE, MD 21201

Aliases: HOLIDAY PLT
Status: NFRAP

Site: ALLIED CHEM CORP - AG PLT (MD-010)
Address: 2000 RACE ST
BALTIMORE, MD 21231

Aliases: NONE
Status: NFRAP

Site: ALLIED CHEM CORP - BALTIMORE WKS (MD-013)
Address: BLOCK & WILLS STS
BALTIMORE, MD 21231

Aliases: BALTIMORE WKS
Status: NFRAP

Site: AMERICAN CHEMMATE (MD-152)
Address: HOWARD & WEST STS
BALTIMORE, MD 21230

Aliases: CHEMICAL SERVICES
Status: NFRAP

Site: AMERICAN RECOVERY CORP (MD-011)
Address: 1901 BIRCH ST
BALTIMORE, MD 21226

Aliases: NONE
Status: NFRAP

Site: ANCHOR HOCKING CORP - CARR LOWREY GLASS (MD-140)

Address: 2201 KLOMAN ST
BALTIMORE, MD 21230

Aliases: NONE
Status: NFRAP

Site: BALTIMORE IRON & METAL (MD-257)

Address: PIER 11 PATAPSCO RIVER E
BALTIMORE, MD 21224

Aliases: NONE
Status: NFRAP

Site: BALTIMORE STEEL DRUM CORP (MD-051)

Address: 910 KRESSON ST
BALTIMORE, MD 21224

Aliases: STEEL DRUM SITE
Status: NFRAP

Site: BAYARD STATION (MD-161)

Address: BAYARD AND BUSH ST
BALTIMORE, MD 21201

Aliases: NONE
Status: NFRAP

Site: BLOEDE MANUFACTURER PROPERTY (MD-466)

Address: CORNER OF WILKENS & CATON AVE
BALTIMORE, MD 21229

Aliases: NONE
Status: NFRAP

Site: BOWLEY'S LANE LF (MD-154)

Address: MORAVIA RD
BALTIMORE, MD 21205

Aliases: NONE
Status: NFRAP

Site: BROWNING FERRIS IND - QUARANTINE RD (MD-019)

Address: 5901 QUARANTINE RD
BALTIMORE, MD 21226

Aliases: ROBB TYLER (BFI PORTION), QUARANTINE RD
Status: NFRAP

Site: CANTON STATION (MD-159)

Address: FAIT AND LAKEWOOD STS

Aliases: BALTIMORE, MD 21201
Status: NONE
 NFRAP

Site: CHEMICAL METALS IND (MD-082)
Address: 2101 & 2103 ANNAPOLIS RD
 BALTIMORE, MD 21230
Aliases: CMI
Status: NPL

Site: CONOCO CHEMICAL CO BALTIMORE PLT (MD-109)
Address: 3441 FAIRFIELD RD
 BALTIMORE, MD 21226
Aliases: VISTA CHEMICAL CORP
Status: NFRAP

Site: CONOCO INC BALTIMORE TERM (MD-110)
Address: 3410 FAIRFIELD RD
 BALTIMORE, MD 21226
Aliases: NONE
Status: NFRAP

Site: CONRAIL ORANGEVILLE YARD (MD-263)
Address: 6000 E LOMBARD ST
 BALTIMORE, MD 21201
Aliases: NONE
Status: NFRAP

Site: CROWN CENTRAL PETROLEUM CORP (MD-113)
Address: 1622 S CLINTON ST
 BALTIMORE, MD 21224
Aliases: NONE
Status: NFRAP

Site: CROWN CENTRAL PETROLEUM CORP (MD-112)
Address: 6000 PENNINGTON AVE
 BALTIMORE, MD 21226
Aliases: NONE
Status: NFRAP

Site: DYNASURF CHEMICAL CORP (MD-153)
Address: 1411 FLEET ST
 BALTIMORE, MD 21231

Aliases: NONE
Status: NFRAP

Site: ESTECH GENERAL CHEM CO (MD-114)
Address: 5500 CHEM RD
BALTIMORE, MD 21226

Aliases: NONE
Status: NFRAP

Site: FMC CORP (MD-017)
Address: 1701 E PATAPSCO AVE
BALTIMORE, MD 21226

Aliases: NONE
Status: NFRAP

Site: FORT HOLABIRD CRIME RECORDS CENTER (MD-411)
Address: CORNER OF OAKLAND & DETROIT AVES
BALTIMORE, MD 21222

Aliases: NONE
Status: NFRAP

Site: HAWKINS PT - MD PORT ADMIN (MD-007)
Address: HAWKINS PT RD
BALTIMORE, MD 21202

Aliases: NONE
Status: NFRAP

Site: HIGHLAND TOWN GAS (MD-233)
Address: 3913 PULASKI HWY
BALTIMORE, MD 21224

Aliases: NONE
Status: NFRAP

Site: HUTTON AVENUE LF, E & W (MD-367)
Address: 4825-4835 WINDSOR MILL RD
BALTIMORE, MD 21207

Aliases: RIDGETOP ROAD DUMP
Status: UI

Site: KANE & LOMBARD ST DRUMS (MD-169)
Address: KANE & LOMBARD STS
BALTIMORE, MD 21224

Aliases: NONE

Status: NPL

Site: KOPPERS CO INC- ENGR MET PROD G (MD-284)
Address: 1400 BUSH ST
 BALTIMORE, MD 21230
Aliases: KAYDON RING & SEAL INC
Status: NFRAP

Site: M & T CHEMICALS INC (MD-118)
Address: 1900 CHESAPEAKE AVE
 BALTIMORE, MD 21226
Aliases: NONE
Status: NFRAP

Site: MONUMENT ST LF (MD-092)
Address: MONUMENT ST & EDISON HWY
 BALTIMORE, MD 21205
Aliases: NONE
Status: NFRAP

Site: NIH-NIA GERONTOLOGY RESEARCH CNTR (MD-434)
Address: 4040 EASTERN AVE
 BALTIMORE, MD 21224
Aliases: NONE
Status: NFRAP

Site: OLIN CORP - CURTIS BAY (MD-014)
Address: 5501 PENNINGTON AVE
 BALTIMORE, MD 21226
Aliases: CURTIS BAY PLANT
Status: NFRAP

Site: PEMCO PRODUCTS (MD-055)
Address: 5601 EASTERN AVE
 BALTIMORE, MD 21224
Aliases: MOBAY CHEMICAL CORP PEMCO PROD DIV
Status: NFRAP

Site: PICORP INC (MD-179)
Address: 6508 E LOMBARD ST
 BALTIMORE, MD 21224
Aliases: NONE
Status: NFRAP

Site: REEDBIRD LF (MD-020)
Address: POTE ST & REEDBIRD AVE
BALTIMORE, MD 21202
Aliases: NONE
Status: NFRAP

Site: SAFETY KLEEN CORP (MD-343)
Address: 1448-50 DESOTO RD
BALTIMORE, MD 21230
Aliases: NONE
Status: NFRAP

Site: SCM CORP QUARANTINE RD SITE (MD-009)
Address: 5901 QUARANTINE RD
BALTIMORE, MD 21226
Aliases: ROBB TYLER LF
Status: NFRAP

Site: SCOTT ST STATION (MD-191)
Address: SCOTT & OSTEND STS
BALTIMORE, MD 21230
Aliases: NONE
Status: NFRAP

Site: SEVERN ST STATION (MD-245)
Address: 1400 BLK SEVERN ST
BALTIMORE, MD 21230
Aliases: NONE
Status: NFRAP

Site: SHERWIN WILLIAMS (MD-279)
Address: 2325 HOLLINS FERRY RD
BALTIMORE, MD 21230
Aliases: NONE
Status: NFRAP

Site: SPRING GARDENS (MD-145)
Address: FORT & LEADENHALL STS
BALTIMORE, MD 21201
Aliases: NONE
Status: NFRAP

Site: TEXACO INC (MD-131)

Address: 3820 FOURTH AVE
BALTIMORE, MD 21226

Aliases: NONE
Status: NFRAP

Site: WR GRACE & CO - DAVIDSON CHEM DIV (MD-015)

Address: 5500 CHEMICAL RD
BALTIMORE, MD 21226

Aliases: NONE
Status: NFRAP

County CALVERT

Site: USN NAVAL RESEARCH LAB - CHES BAY DETACH (MD-062)

Address: MD RD 261
RANDLE CLIFF BEACH, MD 20732

Aliases: USN NAVAL RESEARCH LAB, USN CHES BAY DETACH PAST CHEM
LF,

USN CHES BAY DETACH BLDG 4
Status: NFRAP

Site: USN SURFACE WARFARE CNTR-SOLOMON'S ISLAND (MD-058)

Address: DEPT OF THE NAVY
SOLOMON'S ISLAND, MD 20688

Aliases: NONE
Status: UI

County CAROLINE

Site: OLD WEST DENTON DUMP (MD-438)

Address: RIVER RD
DENTON, MD 21629

Aliases: NONE
Status: NFRAP

Site: SKIPJACK CHEMICALS, INC. (MD-416)

Address: RT 2 BOX 26E
DENTON, MD 21629

Aliases: NONE
Status: NFRAP

County CARROLL

Site: BACHMAN VALLEY LF - LOCATION II (MD-467)
Address: 1920 BACHMAN VALLEY RD
MANCHESTER, MD 21102
Aliases: NONE
Status: NFRAP

Site: BACHMANS VALLEY LF (MD-333)
Address: 1920 BACHMANS VALLEY RD
MANCHESTER, MD 21102
Aliases: NONE
Status: NFRAP

Site: BLACK & DECKER (MD-370)
Address: 10 NORTH PARK DR
HAMPSTEAD, MD 21074
Aliases: NONE
Status: DEFERRAL

Site: CATALYST RESEARCH (MD-142)
Address: 1125 POOLE RD
WESTMINSTER, MD 21157
Aliases: NONE
Status: NFRAP

Site: CRANBERRY RUN SUB STATION (MD-190)
Address: OLD MANCHESTER RD
WESTMINSTER, MD 21157
Aliases: NONE
Status: NFRAP

Site: HODGES LF (MD-447)
Address: HODGES RD
ELDERSBURG, MD 21784
Aliases: NONE
Status: NFRAP

Site: KATE WAGNER LF (MD-322)
Address: RT 27 & RIDGE RD
WESTMINSTER, MD 21157
Aliases: NONE
Status: NFRAP

Site: LEHIGH PORTLAND CEMENT COMPANY (MD-437)

Address: 117 SOUTH MAIN STREET
UNION BRIDGE, MD 21791

Aliases: NONE
Status: NFRAP

Site: MIL SPEC FASTENERS CORP (MD-332)
Address: RT 30 BOX 59A - HANOVER PIKE
HAMPSTEAD, MD 21074

Aliases: NONE
Status: NFRAP

Site: NORTH CARROLL SHOPPING PLAZA (MD-320)
Address: RT 30 & BRODBECK RD
HAMPSTEAD, MD 21074

Aliases: NONE
Status: DEFERRAL

Site: RAY'S AUTO PARTS E.R. (MD-478)
Address: 7571 MIDDLEBERG ROAD
DETOUR, MD

Aliases: NONE
Status: NFRAP

Site: W DORSEY PROPERTY (MD-357)
Address: 804 E RIDGEVILLE RD
MT AIRY, MD 21773

Aliases: NONE
Status: NFRAP

Site: WESTMINSTER PLANT (MD-146)
Address: GEORGE ST
WESTMINSTER, MD 21157

Aliases: NONE
Status: NFRAP

Site: WOLF HILL (MD-307)
Address: OFF OF RT 30
HAMPSTEAD, MD 21074

Aliases: NONE
Status: NFRAP

County *CECIL*

Site: ANCHOR MARINA ASSESSMENT (MD-474)
Address: .5 OFF RT 272 IRIQUOIS DR
NORTH EAST, MD 21901
Aliases: NONE
Status: NFRAP

Site: CENTRAL CHEMICAL CO (MD-325)
Address: TRINCO INDUSTRIAL PARK
ELKTON, MD 21921
Aliases: NONE
Status: NFRAP

Site: CHILDS PROPERTY (MD-318)
Address: 180 CHILDS RD
CHILDS, MD 21921
Aliases: PAUL MRAZ
Status: NFRAP

Site: CROUSE BROS EXCAVATING INC (MD-314)
Address: PULASKI HWY & RT 279
ELKTON, MD 21921
Aliases: NONE
Status: NFRAP

Site: DWYER PROPERTY (MD-313)
Address: RTS 279 & 545 PARCEL 1037 SW
ELKTON, MD 21921
Aliases: NONE
Status: NFRAP

Site: ELKTON FARM (MD-433)
Address: 183 ZEITLER RD
ELKTON, MD 21921
Aliases: NONE
Status: NFRAP

Site: ELKTON GAS LIGHT CO (MD-196)
Address: WATER ST
ELKTON, MD 21921
Aliases: NONE
Status: NFRAP

Site: GE RAIL (MD-294)

Address: TRINCO INDUSTRIAL PARK
 ELKTON, MD 21921
Aliases: P & R RAILCAR SERV CORP
Status: NFRAP

Site: HOPKINS QUARRY (MD-450)
Address: HOPKINS QUARRY
 PORT DEPOSIT, MD 21904
Aliases: NONE
Status: NFRAP

Site: IP INC (MD-372)
Address: TRINCO INDUSTRIAL PARK
 ELKTON, MD 21921
Aliases: NONE
Status: NFRAP

Site: IRON HILL ROAD DRUM SITE (MD-254)
Address: 117 IRON HILL RD
 ELKTON, MD 21921
Aliases: PYRONICS INC
Status: NFRAP

Site: MALMO FARMS (MD-189)
Address: 1435 CAYOTS CORNER RD
 CHESAPEAKE CITY, MD 21915
Aliases: NONE
Status: NFRAP

Site: MONTGOMERY BROTHERS (MD-137)
Address: OFF NAZARENE CAMP RD
 NORTHEAST, MD 21921
Aliases: NORTH EAST DUMP
Status: NFRAP

Site: NATIONAL FIREWORKS (MD-386)
Address: FAIRHILL RD PARCELS 75 & 1075
 ELKTON, MD 21921
Aliases: VICON PROPERTY
Status: NFRAP

Site: ORDNANCE PRODUCTS INC (MD-268)
Address: MECHANICS VALLEY RD

Aliases: NORTHEAST, MD 21901
Status: MECHANICS VALLEY ORDNANCE SITE
NPL

Site: RMR (MD-472)
Address: 695 N BRIDGE ST
ELKTON, MD 21921
Aliases: NONE
Status: NFRAP

Site: RT 7 CHEM DUMP SITE (MD-075)
Address: 1.9 MILES W OF RT 40
ELKTON, MD 21921
Aliases: NONE
Status: NFRAP

Site: SAND GRAVEL & STONE SITE (MD-033)
Address: RT 40
ELKTON, MD 21921
Aliases: ELKTON QUARRY, MD SAND & GRAVEL
Status: NPL

Site: SPECTRON INC (MD-045)
Address: 111 PROVIDENCE RD
ELKTON, MD 21921
Aliases: GALAXY CHEMICAL, SOLVENT DISTILLERS
Status: NPL

Site: THIOKOL CORP ELKTON (MD-100)
Address: RT 40
ELKTON, MD 21921
Aliases: MORTON-THIOKOL, CIBA-GEIGY
Status: NFRAP

Site: TRIUMPH INDUSTRIAL PARK (MD-303)
Address: 3 BLUE BALL RD - PO BOX 1130
ELKTON, MD 21921
Aliases: W.L. GORE
Status: NFRAP

Site: USCG BACK CREEK REAR RANGE STRUCTURE (MD-156)
Address: 25 FT SQUARE POSITION
CHESAPEAKE CITY, MD 21915

Aliases: NONE
Status: NFRAP

Site: VICON PROPERTY (MD-366)
Address: DOGWOOD & SINGERLY RDS
ELKTON, MD 21921

Aliases: NONE
Status: NFRAP

Site: WHITTAKER TROJAN YACHT (MD-402)
Address: OLDFIELD POINT RD
ELKTON, MD 21921

Aliases: NONE
Status: NFRAP

Site: WL GORE - CHERRY HILL (MD-337)
Address: 2401 SINGERLY RD
ELKTON, MD 21921

Aliases: NONE
Status: NFRAP

Site: WOODLAWN LF (MD-050)
Address: FIRE TOWER & WAIBEL RDS
WOODLAWN, MD 21904

Aliases: WOODLAWN TRANSFER STATION, WOODLAWN LF
Status: NPL

County CHARLES

Site: BLOSSOM POINT FIELD TEST AREA (MD-136)
Address: CEDAR POINT NECK
LA PLATA, MD 20646

Aliases: DIAMOND LABS TEST AREA
Status: NFRAP

Site: CHARLES COUNTY SANITARY LF (MD-261)
Address: RT 425
PISGAH, MD 20640

Aliases: NONE
Status: NFRAP

Site: HUGHESVILLE TIRE SITE (MD-317)

Address: GALLANT GREEN RD
HUGHESVILLE, MD 20601

Aliases: NONE
Status: NFRAP

Site: INDIAN HEAD NAVAL SURFACE WARFARE CENTER (MD-064)

Address: RT 210
INDIAN HEAD, MD 20640

Aliases: USN NAVAL ORDNANCE STATION - 1006
Status: NPL

Site: POMONKEY - CONTROL (MD-218)

Address: BUMPY OAK RD
POMONKEY, MD 20646

Aliases: NONE
Status: NFRAP

Site: POMONKEY - LAUNCH (MD-217)

Address: BUMPY OAK RD
POMONKEY, MD 20646

Aliases: NONE
Status: NFRAP

Site: US NAVAL RESEARCH LAB - CONTROL (MD-216)

Address: END OF LAUREL BRANCH RD
WALDORF, MD 20601

Aliases: NONE
Status: NFRAP

Site: US NAVAL RESEARCH LAB - LAUNCH (MD-215)

Address: BERRY RD
WALDORF, MD 20601

Aliases: NRL WALDORF
Status: NFRAP

Site: WALDORF - CONTROL (MD-219)

Address: COUNTRY LN
WALDORF, MD 20601

Aliases: W-44
Status: NFRAP

County ***DORCHESTER***

Site: BEULAH LF (MD-299)
Address: RT 331
BEULAH, MD 21643
Aliases: NONE
Status: NFRAP

Site: CAMBRIDGE TOWN GAS (MD-165)
Address: 403 CHERRY ST
CAMBRIDGE, MD 21613
Aliases: NONE
Status: NFRAP

Site: EASTERN MD WOOD TREATING CO (MD-242)
Address: CLARKS CANNING HOUSE RD
FEDERALSBURG, MD 21632
Aliases: NONE
Status: NFRAP

Site: NELSONS BODY SHOP (MD-420)
Address: RT 16 & CHESAPEAKE DR
CAMBRIDGE, MD 21613
Aliases: NONE
Status: NFRAP

Site: USN BLOODSWORTH ARCHIPELAGO (MD-086)
Address: N POTOMAC R RUNS CHESPKE BAY
N/A, MD 21613
Aliases: NONE
Status: UI

County *FREDERICK*

Site: EASTALCO ALUMINUM CO (MD-202)
Address: 5601 MANOR WOODS RD
FREDERICK, MD 21701
Aliases: NONE
Status: NFRAP

Site: FORT DETRICK AREA B (MD-428)
Address: ROSEMONT AVE
FREDERICK, MD 21701
Aliases: NONE

Status: UI

Site: FREDERICK TOWN GAS (MD-164)
Address: 350 CHURCH ST
FREDERICK, MD 21701

Aliases: NONE
Status: NFRAP

Site: NCI FREDERICK CANCER RESEARCH (MD-066)
Address: FT DETRICK
FREDERICK, MD 21701

Aliases: NONE
Status: UI

Site: TRANS TECH - ADAMSTOWN SITE (MD-250)
Address: ADAMSTOWN RD
ADAMSTOWN, MD 21710

Aliases: ADAMSTOWN GROUNDWATER SITE
Status: NFRAP

Site: USA FORT DETRICK (MD-076)
Address: FT DETRICK
FREDERICK, MD 21701

Aliases: FREDERICK CANCER RESEARCH CENTER
Status: UI

Site: USN NAVAL SUPPORT FACILITY (MD-060)
Address: PO BOX 1000
THURMONT, MD 21788

Aliases: USN NAVAL SUPPLY FACILITIES
Status: NFRAP

County ***GARRETT***

Site: OAKLAND JUNKYARD SITE (MD-255)
Address: RT 219
OAKLAND, MD 21053

Aliases: ERNIE MARTINS
Status: NFRAP

Site: TEXAS EASTERN - ACCIDENT STATION (MD-271)
Address: FRIENDSVILLE RD

Aliases: ACCIDENT, MD 21520
Status: NONE
Status: NFRAP

County *HARFORD*

Site: ABERDEEN DUMP (MD-001)
Address: MICHAEL LN
ABERDEEN, MD 21001
Aliases: NONE
Status: NFRAP

Site: ABERDEEN PROVING GROUND - EDGEWOOD AREA (MD-032)
Address: OFF RT 40
ABERDEEN, MD 21001
Aliases: USA APG, USA EDGEWOOD ARSENAL, USCG-UPPER CHESAPEAKE
RANGE USCG - POOLE ISLAND RANGE
Status: NPL

Site: ABERDEEN PROVING GROUND-MICHAELSVILLE LF (MD-065)
Address: OFF RT 40
ABERDEEN, MD 21005
Aliases: USA EDGEWOOD ARSENAL, USCG - POOLE ISLAND RANGE, USCG -
UPPER CHESAPEAKE RANGE
Status: NPL

Site: ABINGDON LF (MD-301)
Address: RT 7
ABINGDON, MD 21009
Aliases: NONE
Status: NFRAP

Site: BATA SHOE - MAIN PLANT (MD-077)
Address: US RT 40
BELCAMP, MD 21017
Aliases: NONE
Status: DEFERRAL

Site: BRAXTON PROPERTY LF (MD-460)
Address: BUSH RD
ABINGDON, MD 21009
Aliases: NONE
Status: NFRAP

Site: BUSH VALLEY LF (MD-002)
Address: BUSH RD - PO BOX 246
ABINGDON, MD 21009
Aliases: HARRIS LF
Status: NPL

Site: HAVRE DE GRACE DUMP (MD-037)
Address: QUARRY RD
HAVRE DE GRACE, MD 21078
Aliases: NONE
Status: NFRAP

Site: HAVRE DE GRACE PLT (MD-162)
Address: 200 BLOCK JUNIATA ST
HAVRE DE GRACE, MD 21078
Aliases: NONE
Status: NFRAP

Site: IW JENKINS - MOUNTAIN RD PROPERTY (MD-387)
Address: 2206 MOUNTAIN RD - CENTRAL
JOPPA, MD 21085
Aliases: NONE
Status: NFRAP

Site: JOHNSON PROPERTY LF (MD-462)
Address: BUSH RD
ABINGDON, MD 21009
Aliases: NONE
Status: NFRAP

Site: LONGS SEPTIC (MD-363)
Address: 4025 GRAVEL HILL RD
HAVRE DE GRACE, MD 21078
Aliases: GRAVEL HILL RD
Status: NFRAP

Site: MILLER CHEMICAL & FERTILIZER CORP (MD-123)
Address: RTS 136 & 135
WHITEFORD, MD 21160
Aliases: NONE
Status: NFRAP

Site: MULLINS LF (MD-038)

Address: OLD POST RD RT 132
HAVRE DE GRACE, MD 21078

Aliases: NONE

Status: UI

Site: SCARBORO LF (MD-236)

Address: SCARBORO RD
SCARBORO, MD 21154

Aliases: NONE

Status: DEFERRAL

Site: UNION RD DUMP (MD-446)

Address: 1515 UNION RD
ABERDEEN, MD 21001

Aliases: LEISKE DUMP

Status: UI

County *HOWARD*

Site: CEMETARY LN (MD-305)

Address: MAYFIELD & MEADOWBRIDGE
ELKRIDGE, MD 21227

Aliases: HOWARD COUNTY DRUM DUMP

Status: NFRAP

Site: GENERAL ELECTRIC CO (MD-115)

Address: APPLIANCE PARK E
COLUMBIA, MD 21046

Aliases: NONE

Status: NFRAP

Site: HOWARD COUNTY LF (MD-034)

Address: 4361 NEWCUT RD
ELLCOTT CITY, MD 21043

Aliases: NEW CUT LF

Status: NFRAP

Site: JOHNS HOPKINS APPLIED PHYSICS LAB (MD-308)

Address: JOHNS HOPKINS RD
LAUREL, MD 20707

Aliases: NONE

Status: NFRAP

Site: LONG LIFE TREATED WOOD INC (MD-241)
Address: DORSEY RACEWAY RD
DORSEY, MD 21076
Aliases: NONE
Status: NFRAP

Site: MAYFIELD REPAIR FACILITY (MD-465)
Address: 7751 MAYFIELD AVE
ELKRIDGE, MD 21227
Aliases: MAYFIELD SHOP BUREAU OF HIGHWAY
Status: NFRAP

Site: MULLINEX FARM (MD-330)
Address: FLORENCE & MULLINEX RDS
LISBON, MD 21765
Aliases: NONE
Status: NFRAP

Site: WR GRACE WASHINGTON RESEARCH CENTER (MD-117)
Address: 7379 RT 32
COLUMBIA, MD 21044
Aliases: NONE
Status: NFRAP

County *KENT*

Site: CHESTERTOWN GAS CO (MD-198)
Address: W HIGH ST
CHESTERTOWN, MD 21620
Aliases: NONE
Status: NFRAP

Site: CHESTERTOWN MUNICIPAL DUMP (MD-029)
Address: FLATLAND RD
CHESTERTOWN, MD 21620
Aliases: NONE
Status: NFRAP

Site: KENT PIT (MD-454)
Address: KENT CO TAX MAP PARCEL 222
CHESTERTOWN, MD 21620
Aliases: NONE

Status: NFRAP

Site: LAURENCE J NICHOLSON LF (MD-138)

Address: NICHOLSON RD
CHESTERTOWN, MD 21620

Aliases: NICHOLSON LF

Status: NFRAP

Site: TENNACO INC - CHESTERTOWN PLT (MD-028)

Address: RT 297
CHESTERTOWN, MD 21620

Aliases: NUODEX INC - CHESTERTOWN PLT

Status: NFRAP

Site: TOLCHESTER - CONTROL (MD-221)

Address: TOLCHESTER BEACH RD
TOLCHESTER, MD 21661

Aliases: NONE

Status: NFRAP

Site: TOLCHESTER - LAUNCH (MD-220)

Address: ROCK HALL - TOLCHESTER RD
TOLCHESTER, MD 21661

Aliases: CHESTERTOWN - NIKE

Status: UI

County ***MONTGOMERY***

Site: DAVID TAYLOR RESEARCH CENTER (MD-409)

Address: CODE C231
BETHESDA, MD 20084

Aliases: NONE

Status: UI

Site: GAITHERSBURG - CONTROL (MD-223)

Address: 8510 SNOUFFERS SCHOOL RD
GAITHERSBURG, MD 20879

Aliases: NONE

Status: NFRAP

Site: GAITHERSBURG - LAUNCH (MD-222)

Address: OFF SNOUFFERS SCHOOL RD

Aliases: GAITHERSBURG, MD 20879
Status: GAITHERSBURG RESEARCH FACILITY
NFRAP

Site: KENNETH SHUMAKER DUMP (MD-306)
Address: BARNESVILLE RD
BARNESVILLE, MD 20872
Aliases: NONE
Status: NFRAP

Site: LAYTONSVILLE - CONTROL (MD-225)
Address: ZION RD
LAYTONSVILLE, MD 20879
Aliases: NIKE W-93
Status: NFRAP

Site: LAYTONSVILLE - LAUNCH (MD-224)
Address: 5321 RIGGS RD
LAYTONSVILLE, MD 20879
Aliases: NONE
Status: NFRAP

Site: MCCORMICK PAINT WORKS (MD-398)
Address: 2355 LEWIS AVE
ROCKVILLE, MD 20851
Aliases: NONE
Status: NFRAP

Site: NATIONAL INSTITUTE OF HEALTH (MD-150)
Address: 900 ROCKVILLE PIKE
BETHESDA, MD 20014
Aliases: NONE
Status: NFRAP

Site: NATIONAL INSTITUTE OF STANDARD TECHNOLOGY (MD-407)
Address: I-270 & QUINCE ORCHARD RD
GAITHERSBURG, MD 20899
Aliases: NONE
Status: NFRAP

Site: NAVAL MEDICAL COMMAND (MD-335)
Address: 8901 WISCONSIN AVE
BETHESDA, MD 20814
Aliases: NONE
Status: NFRAP

Site: ROCKVILLE - CONTROL (MD-227)
Address: 10901 DARNSTOWN RD
GAITHERSBURG, MD 20878
Aliases: NONE
Status: NFRAP

Site: ROCKVILLE - LAUNCH (MD-226)
Address: MUDDY BRANCH RD
GAITHERSBURG, MD 20878
Aliases: NONE
Status: NFRAP

Site: SAFETY KLEEN CORP - SILVER SPRING (MD-344)
Address: 12164 TECH RD
SILVER SPRING, MD 20904
Aliases: NONE
Status: NFRAP

Site: USN NAVAL SURFACE WARFARE CTR - WHITE OAK (MD-061)
Address: 10901 NEW HAMPSHIRE AVE
SILVER SPRING, MD 20903
Aliases: NONE
Status: UI

Site: WALTER REED AMC FOREST GLEN ANNEX (MD-404)
Address: 2961 LINDEN LN
ROCKVILLE, MD 20910
Aliases: NONE
Status: UI

Site: WALTER REED ARMY MEDICAL CENTER (MD-432)
Address: RT 193
WHEATON, MD 20902
Aliases: NONE
Status: NFRAP

Site: WEINSCHL ENGINEERING (MD-180)
Address: 1 WEINSCHL LN
GAITHERSBURG, MD 20877
Aliases: NONE
Status: NFRAP

County *PRINCE GEORGES*

Site: ADELPHI LABORATORY CENTER (MD-068)
Address: 2800 POWDER MILL RD
ADELPHI, MD 20783
Aliases: USA HARRY DIAMONDS LABS
Status: UI

Site: AGGREGATE INDUSTRIES (MD-359)
Address: DOWER HOWSER RD
MELLWOOD, MD 20772
Aliases: NONE
Status: NFRAP

Site: ANACOSTIA RIVER PARK (MD-024)
Address: S OF BLADENSBURG RD
BLADENSBURG, MD 20722
Aliases: NONE
Status: NFRAP

Site: BELTSVILLE AGRICULTURAL RESEARCH (USDA) (MD-053)
Address: BLDGS 1321 & 204 BARL
BELTSVILLE, MD 20705
Aliases: FDA VET MED (TENANT), FDA RESEARCH FAC (TENANT),
BELTSVILLE
AGRICULTURAL CENTER
Status: NPL

Site: BLADENSBURG ACETYLENE (MD-039)
Address: 2900 52ND AVE
HYATTSVILLE, MD 20781
Aliases: AIR PRODUCTS INC
Status: NFRAP

Site: BRANDYWINE - CONTROL (MD-229)
Address: 13400 EDGEMEADE RD
UPPER MARLBORO, MD 20772

Aliases: NONE
Status: NFRAP

Site: BRANDYWINE - LAUNCH (MD-228)
Address: CANDY HILL RD
NAYLOR, MD 20772

Aliases: UPPER MARLBORO -NIKE
Status: NFRAP

Site: BRANDYWINE DRMO SALVAGE YARD (MD-413)
Address: RT 381 BRANDYWINE RD
ANDREWS, MD 20331

Aliases: NONE
Status: NPL

Site: CELIA LUST (MD-295)
Address: BALTIMORE BLVD & SOUTHARD DR
BELTSVILLE, MD 20705

Aliases: NONE
Status: NFRAP

Site: CONTEE SAND & GRAVEL (MD-182)
Address: OFF VIRGINIA MANOR RD
BELTSVILLE, MD 20705

Aliases: NONE
Status: NFRAP

Site: CROOM - CONTROL (MD-231)
Address: 15100 MT CALVERT RD
UPPER MARLBORO, MD 20772

Aliases: NONE
Status: NFRAP

Site: CROOM - LAUNCH (MD-230)
Address: 8520 DUVALL RD
UPPER MARLBORO, MD 20772

Aliases: NONE
Status: UI

Site: CROOM MILITARY HOUSING (MD-468)
Address: 15512 MOUNT CALVERT RD
UPPER MARLBORO, MD 20772

Aliases: NONE

Status: NFRAP

Site: EAGLE HARBOR TIRE FIRE (MD-443)
Address: EAGLE HARBOR RD
EAGLE HARBOR, MD 20608

Aliases: NONE
Status: NFRAP

Site: EVANS TRAIL DUMP SITE (MD-170)
Address: EVANS TRAIL
CALVERTON, MD 20705

Aliases: NONE
Status: NFRAP

Site: GLENDALE PLANT GERMPLOSM QUARANTINE FAC (MD-427)
Address: 11601 OLD POND DR
GLENN DALE, MD 20769

Aliases: NONE
Status: UI

Site: KOPPERS CO DUMPSITE LAUREL (MD-040)
Address: RT 1 & CONTEE RD
LAUREL, MD 20707

Aliases: NONE
Status: NFRAP

Site: KOPPERS CO LAUREL (MD-134)
Address: RIVERSIDE DR
LAUREL, MD 20707

Aliases: NONE
Status: NFRAP

Site: LAUREL CITY LF (MD-183)
Address: RT 198 FT MEADE RD
LAUREL, MD 20707

Aliases: NONE
Status: NFRAP

Site: MID ATLANTIC FINISHING INC (MD-419)
Address: 4656 ADDISON RD
CAPITOL HEIGHTS, MD 20743

Aliases: NONE
Status: NFRAP

Site: MINERAL PIGMENTS CORP - BELTSVILLE (MD-278)
Address: 7011 MUIRKIRK RD
BELTSVILLE, MD 20705
Aliases: NONE
Status: NFRAP

Site: NASA - GODDARD SPACE FLIGHT CENTER (MD-368)
Address: GREENBELT, MD 20770
Aliases: NONE
Status: NFRAP

Site: NELSON PERRIE DUMP (MD-355)
Address: 15200 NELSON PERRIE RD
BRANDYWINE, MD 20613
Aliases: NONE
Status: NFRAP

Site: OLD FORT ROAD SITE (MD-171)
Address: 11920 OLD FORT RD
FORT WASHINGTON, MD 20744
Aliases: NONE
Status: UI

Site: PAINT BRUSH LF AREA #3 (MD-470)
Address: UNIV OF MD COLLEGE PARK CAMPUS
COLLEGE PARK, MD 20742
Aliases: NONE
Status: NFRAP

Site: PATUXENT WILDLIFE RESEARCH CENTER (MD-267)
Address: RT 197 AND POWDERMILL RD
LAUREL, MD 20708
Aliases: PATUXENT ENVIRONMENTAL SCIENCE CNTR., US BIOLOGICAL
SURVEY
Status: NFRAP

Site: UNITED RIGGING & HAULING (MD-248)
Address: 6701 AMMENDEALE RD
BELTSVILLE, MD 20705
Aliases: NONE
Status: NFRAP

Site: US NAVAL COMMUNICATION UNIT (MD-323)
Address: DANGERFIELD & COMMO RDS
CHELTENHAM, MD 20735
Aliases: NONE
Status: NFRAP

Site: USAF ANDREWS AIR FORCE BASE (MD-088)
Address: PERIMETER RD
ANDREWS AFB, MD 20331
Aliases: USAF SANITARY LF #1, USAF SANITARY LF #2
Status: NPL

Site: WALDORF - LAUNCH (MD-232)
Address: COUNTRY LN
BRANDYWINE, MD 20613
Aliases: NONE
Status: UI

Site: WILLIAM PLEASANTS (MD-358)
Address: ALLENTOWN RD
FRIENDLY, MD 20744
Aliases: NONE
Status: NFRAP

Site: WP BALLARD BLDG (MD-338)
Address: 10722 TUCKER ST
BELTSVILLE, MD 20705
Aliases: NONE
Status: NFRAP

County *QUEEN ANNES*

Site: TOM DODD SPORTING CLAYS SITE (MD-459)
Address: 620 TOM DODD FARM LN
QUEENSTOWN, MD 21658
Aliases: NONE
Status: NFRAP

County *SOMERSET*

Site: BEITZEL CABINET & MILLWORK INC (MD-425)
Address: BROAD ST

Aliases: PRINCESS ANNE, MD 21853
Status: NONE
NFRAP

Site: CRISFIELD CITY DUMP (MD-111)
Address: WATER ST
CRISFIELD, MD 21817

Aliases: NONE
Status: NFRAP

Site: CRISFIELD LIGHT & POWER CO (MD-193)
Address: RT 413
CRISFIELD, MD 21817

Aliases: NONE
Status: NFRAP

Site: RING LF (MD-129)
Address: MILLARD RD
WESTOVER, MD 21871
Aliases: SOMERSET COUNTY LF, WESTOVER LF
Status: NFRAP

Site: WESTOVER LF (MD-130)
Address: ARDEN STATION RD
WESTOVER, MD 21871
Aliases: WESTOVER LF #2, SOMERSET COUNTY LF
Status: NFRAP

County *ST MARYS*

Site: CALIFORNIA DRUM SITE (MD-185)
Address: ST ANDREWS CHURCH RD
CALIFORNIA, MD 20619
Aliases: NONE
Status: NFRAP

Site: GENSTAR STONE PRODUCTS (MD-364)
Address: RT 235
HOLLYWOOD, MD 20636
Aliases: NONE
Status: NFRAP

Site: PATUXENT RIVER NAVAL AIR STATION (MD-057)
Address: BUTT RIFLE RANGE LF
PATUXENT, MD 20670
Aliases: USN NAVAL AIR STATION LF
Status: NPL

Site: SPRINGER SEPTIC SERVICES (MD-256)
Address: 8 & CHAPTICO HWY RD
CHAPITCO, MD 20621
Aliases: NONE
Status: NFRAP

Site: THIOKOL CORP MECHANICSVILLE (MD-101)
Address: RT 235
MECHANICSVILLE, MD 20659
Aliases: NONE
Status: NFRAP

Site: USN NAVAL ELECTRONICS SYS ENG ACT (MD-324)
Address: VILLA RD OFF RT 5
ST INIGOES, MD 20684
Aliases: NONE
Status: NFRAP

County TALBOT

Site: DOC NAT'L MARINE FISHERIES SERV (MD-415)
Address: SOUTH MORRIS ST EXT
OXFORD, MD 21654
Aliases: NONE
Status: UI

County WASHINGTON

Site: ANGSTROHM PRECISION INC (MD-346)
Address: 1 PRECISION PL
HAGERSTOWN, MD 21740
Aliases: NONE
Status: NFRAP

Site: CENTRAL CHEMICAL CORP (MD-302)
Address: MITCHELL AVE

Aliases: HAGERSTOWN, MD 21741
Status: NONE
Status: NPL

Site: CHEVRON CHEMICAL CO - WILLIAMSPORT (MD-094)
Address: S ON RT 11
 WILLIAMSPORT, MD 21795
Aliases: NONE
Status: NFRAP

Site: FAIRCHILD REPUBLIC CO PLANT 11 (MD-056)
Address: SHOWALTER RD
 HAGERSTOWN, MD 21740
Aliases: FAIRCHILD LAND DISPOSAL, FAIRCHILD REPUBLIC CO. - PLANT 12
Status: NFRAP

Site: FRANKLIN SPICKLER PROPERTY SITE (MD-475)
Address: RT 63 (GREENCASTLE PK) & MT
 MAUGANSVILLE, MD 21740
Aliases: NONE
Status: UI

Site: GENUINE PARTS CO - RAYLOCK DIV. (MD-350)
Address: 100 RAYLOCK DR
 HANCOCK, MD 21750
Aliases: NONE
Status: NFRAP

Site: HAGERSTOWN - AMERICAN LIGHT & HEAT CO (MD-194)
Address: SPRUCE ST
 HAGERSTOWN, MD 21740
Aliases: NONE
Status: NFRAP

Site: HAGERSTOWN - BROADFORDING RD (MD-341)
Address: CEARFOSS & BROADFORDING RD
 HAGERSTOWN, MD 21740
Aliases: NONE
Status: NFRAP

Site: HAGERSTOWN LIGHT & HEAT CO (MD-247)
Address: W WASHINGTON ST
 HAGERSTOWN, MD 21740

Aliases: NONE
Status: NFRAP

Site: HAGERSTOWN LIGHT & HEAT CO (MD-246)
Address: SOUTH LOCUST ST
HAGERSTOWN, MD 21740

Aliases: NONE
Status: NFRAP

Site: KOPPERS CO HAGERSTOWN PLT (MD-036)
Address: 100 CLAIR ST
HAGERSTOWN, MD 21740

Aliases: NONE
Status: NFRAP

Site: NEWELL ENTERPRISES INC (MD-329)
Address: PO BOX 1157
HAGERSTOWN, MD 21740

Aliases: NONE
Status: NFRAP

Site: WD BYRON & SONS INC (MD-151)
Address: 312 N CONOCOCHEAGUE
WILLIAMSPORT, MD 21795

Aliases: DIVISION OF WALTER KIDDE & CO
Status: NFRAP

County *WICOMICO*

Site: ADAMS CO & SON INC (MD-321)
Address: NORTHWOOD DR & ARLINGTON RD
SALISBURY, MD 21801

Aliases: NONE
Status: NFRAP

Site: ATLANTIC WOOD INDUSTRIES (MD-243)
Address: OLD EDEN RD
FRUITLAND, MD 21826

Aliases: NONE
Status: NFRAP

Site: BLACKWATER SOLID WASTE TRANSFER STATION (MD-300)

Address: WALLER RD
SALISBURY, MD 21801

Aliases: NONE
Status: NFRAP

Site: CHESAPEAKE SHIPBUILDERS INC (MD-374)

Address: 710 FITZWATER ST
SALISBURY, MD 21801

Aliases: NONE
Status: NFRAP

Site: DRESSER INDUSTRIES (MD-275)

Address: 124 WEST COLLEGE AVE
SALISBURY, MD 21801

Aliases: NONE
Status: NFRAP

Site: KOPPERS CO SALISBURY (MD-044)

Address: QUANTICO RD
SALISBURY, MD 21801

Aliases: SALISBURY PLT
Status: NFRAP

Site: LONG-LIFE TREATED WOOD INC (MD-237)

Address: OLD RAILROAD RD
HEBRON, MD 21830

Aliases: NONE
Status: NFRAP

Site: RIVER HARBOR DEVELOPMENT (MD-377)

Address: RIVER HARBOR DRIVE EXTENDED
SALISBURY, MD 21801

Aliases: NONE
Status: NFRAP

County ***WORCESTER***

Site: BERLIN LF (MD-186)

Address: BERLIN, MD 21811

Aliases: NONE
Status: NFRAP

Site: BISHOP PROCESSING CO (MD-083)
Address: BOX G
BISHOP, MD 21813
Aliases: NONE
Status: NFRAP

Site: CHESAPEAKE WOOD TREATING CORP (MD-453)
Address: POCOMOKE
POCOMOKE CITY, MD 21851
Aliases: NONE
Status: NFRAP

Site: WEST OCEAN CITY LF (MD-376)
Address: LEWIS RD
OCEAN CITY, MD 21811
Aliases: NONE
Status: NFRAP



**APPENDIX
ENVIRONMENTAL RESTORATION
AND REDEVELOPMENT PROGRAM
FORMERLY INVESTIGATED SITES
LIST**

These sites have been investigated by the United States Environmental Protection Agency and the Maryland Department of the Environment and determined not to require further action based on the information available to the agencies at the time of review.

**Maryland Department of the Environment
Formerly Investigated Sites List
July 2005**

County ALLEGANY

Site: AETNA LUMBER (MD-458)
Address: RT 6 BOX 212
CUMBERLAND, MD 21502
Aliases: NONE
Status: FIS

Site: PRECISE METALS AND PLASTICS, INC (MD-339)
Address: DAY RD, MEXICO FARMS INDUS PRK
CUMBERLAND, MD 21502
Aliases: NONE
Status: FIS

Site: WILLISON OIL COMPANY (MD-457)
Address: RT 2 BOX 101
CUMBERLAND, MD 21502
Aliases: NONE
Status: FIS

County ANNE ARUNDEL

Site: A.S. PEARMON (MD-452)
Address: 1270 HARDY RD
ARNOLD, MD 21012
Aliases: NONE
Status: FIS

Site: ANNAPOLIS PLANT (MD-141)
Address: CALVERT & ST JOHN STS
ANNAPOLIS, MD 21401
Aliases: NONE
Status: FIS

Site: CHERRY PIT DRUM (MD-480)
Address: 701 PITTMAN ROAD - SITE B
BALTIMORE, MD 21226
Aliases: NONE

Status: FIS

Site: DAVID TAYLOR/ANNAPOLIS - CONTROL (MD-204)
Address: 640A BROADNECK RD
ANNAPOLIS, MD 21401

Aliases: NONE
Status: FIS

Site: DAVIDSONVILLE - CONTROL (MD-206)
Address: QUEEN ANNE BRIDGE & WAYSON RDS
DAVIDSONVILLE, MD 21035

Aliases: NONE
Status: FIS

Site: DAVIDSONVILLE-LAUNCH (MD-205)
Address: 3737 ELMER HAGNER LN
DAVIDSONVILLE, MD 21035

Aliases: NONE
Status: FIS

Site: DIAMOND SHAMROCK CORP CHEMETALS DIV (MD-071)
Address: 711 PITTMAN RD
BALTIMORE, MD 21226

Aliases: CHEMETALS CORP
Status: FIS

Site: EPA CENTRAL REGIONAL LABORATORY (MD-429)
Address: 839 BESTGATE RD
ANNAPOLIS, MD 21401

Aliases: NONE
Status: FIS

Site: FRESH POND (MD-365)
Address: FOREST GLEN DR
PASADENA, MD 21122

Aliases: NONE
Status: FIS

Site: KOP-FLEX INC (MD-286)
Address: 101 HARMAN RD
HARMON, MD 21077

Aliases: KOPPERS CO INC POWER TRANS
Status: FIS

Site: MID-ATLANTIC WOOD PRESERVERS (MD-070)
Address: PO BOX 58 SHIPLEY AVE
HARMANS, MD 21077
Aliases: MID-ATLANTIC HARMANS WOOD TR FACTORY
Status: FIS

Site: MIDDLETOWN RD DUMP SITE (MD-081)
Address: MIDDLETOWN RD
ANNAPOLIS, MD 21401
Aliases: DALE DICKERSON DUMP
Status: FIS

Site: PUBLISHERS PRINTING SERVICE INC. (MD-417)
Address: 10650 RIGGS HILL RD
JESSUP, MD 20794
Aliases: NONE
Status: FIS

County *BALTIMORE*

Site: BACK RIVER (MD-448)
Address: OFF BEACHWOOD AVE @ PORTER PT
BALTIMORE, MD 21221
Aliases: NONE
Status: FIS

Site: BATAVIA LF (MD-175)
Address: 619 BATAVIA FARM RD
BALTIMORE, MD 21222
Aliases: NONE
Status: FIS

Site: BAUSCH & LOMB, DIECRAFT (MD-155)
Address: 14600 YORK RD
SPARKS, MD 21152
Aliases: NONE
Status: FIS

Site: FOUR CORNERS (JACKSONVILLE) (MD-264)
Address: JARRETSVILLE PK & SWEET AIR RD
JACKSONVILLE, MD 21131
Aliases: JACKSONVILLE SITE, FOUR CORNERS EXXON

Status: FIS

Site: KOPPERS CO (MD-285)

Address: GLEN ARM RD
GLEN ARM, MD 21087

Aliases: UNITED CONTAINER MACHINERY GROUP INC

Status: FIS

Site: LEO J. MCCOURT DUMP (MD-309)

Address: MORSE RD, OFF OF NORTH POINT
BALTIMORE, MD 21222

Aliases: NONE

Status: FIS

Site: MARYVALE PREPARATORY SCHOOL (MD-389)

Address: 11300 FALLS RD
BROOKLANDVILLE, MD 21022

Aliases: NONE

Status: FIS

Site: METALS & RESIDUES PROCESSING (MD-277)

Address: 10107 MARBLE CT
COCKEYSVILLE, MD 21030

Aliases: NONE

Status: FIS

Site: METALS AND RESIDUES PROCESSING (MD-276)

Address: 4400 MILFORD MILL RD
BALTIMORE, MD 21208

Aliases: NONE

Status: FIS

Site: NATIONAL CIRCUIT INC-TIMONIUM PROPERTY (MD-464)

Address: 108 TIMONIUM RD
BALTIMORE, MD 21204

Aliases: NONE

Status: FIS

Site: NATIONAL CIRCUITS INC-PIKESVILLE PROPERTY (MD-463)

Address: PARK CIRCLE
BALTIMORE, MD 21209

Aliases: NONE

Status: FIS

Site: REISTERS PROPERTY (MD-331)
Address: JUNCTION MD RTS 30 & 140
REISTERSTOWN, MD 21136
Aliases: NONE
Status: FIS

Site: RELAY MUD SLIDE (MD-166)
Address: WOODLAND DR & VIADUCT AVE
BALTIMORE, MD 21227
Aliases: NONE
Status: FIS

Site: SAFETY KLEEN CORP - CATONSVILLE (MD-349)
Address: 1012-1/2 LESLIE AVE
BALTIMORE, MD 21228
Aliases: NONE
Status: FIS

Site: SMUCK DUMP (MD-080)
Address: HOLLINS FERRY RD
LANDSDOWNE, MD 21227
Aliases: NONE
Status: FIS

Site: SPARROWS POINT (MD-479)
Address: PATAPSCO RIVER
BALTIMORE, MD 21226
Aliases: NONE
Status: FIS

Site: SUN CHEMICAL CORP - GPI DIV (MD-288)
Address: 42 GWYNNNS MILL CT
OWINGS MILLS, MD 21117
Aliases: NONE
Status: FIS

Site: THOMPSON STEEL COMPANY INC (MD-289)
Address: NORTH POINT BLVD
BALTIMORE, MD 21219
Aliases: NONE
Status: FIS

County *BALTIMORE CITY*

Site: 4TH GAS HOUSE (MD-160)
Address: LANCASTER AND PATAPSCO STS
BALTIMORE, MD 21201
Aliases: NONE
Status: FIS

Site: AINSWORTH PAINT MFG SITE (MD-473)
Address: 3200 E BIDDLE ST
BALTIMORE, MD 21231
Aliases: NONE
Status: FIS

Site: AMERICAN NATIONAL CAN CO (MD-352)
Address: BOSTON & HUDSON STS
BALTIMORE, MD 21224
Aliases: NONE
Status: FIS

Site: AMERICAN SHOT & LEAD CO (MD-089)
Address: FAYETTE, PITT & FRONT STS
BALTIMORE, MD 21202
Aliases: NONE
Status: FIS

Site: AMOCO OIL CO (MD-105)
Address: 3901 ASIATIC AVE
BALTIMORE, MD 21226
Aliases: NONE
Status: FIS

Site: ARMCO BALTIMORE WKS (MD-106)
Address: 3501 E BIDDLE ST
BALTIMORE, MD 21213
Aliases: NONE
Status: FIS

Site: BIOCHEM (MD-292)
Address: 3901 ASIATIC AVE
BALTIMORE, MD 21226
Aliases: NONE
Status: FIS

Site: BIOCHEM MANAGEMENT INC (MD-293)

Address: 1917 BENHILL AVE
BALTIMORE, MD 21226

Aliases: NONE

Status: FIS

Site: BOARMAN, JW CO, INC (MD-283)

Address: 2821-23 FOSTER AVE
BALTIMORE, MD 21224

Aliases: NONE

Status: FIS

Site: BRUNING PAINT CO (MD-273)

Address: 601 S HAVEN ST
BALTIMORE, MD 21224

Aliases: NONE

Status: FIS

Site: CAPITAL ASSAY LABS SITE (MD-253)

Address: 2901 WHITTINGTON AVE
BALTIMORE, MD 21230

Aliases: NONE

Status: FIS

Site: CHEVRON USA - BALTIMORE REFINERY (MD-143)

Address: 1955 CHESAPEAKE AVE
BALTIMORE, MD 21226

Aliases: NONE

Status: FIS

Site: CONTINENTAL CAN CO - USA PLANT #16 (MD-354)

Address: 3701 DUNCANWOOD LANE
BALTIMORE, MD 21213

Aliases: NONE

Status: FIS

Site: E FEDERAL ST SITE (MD-379)

Address: E OF 3520 E FEDERAL ST
BALTIMORE, MD 21213

Aliases: NONE

Status: FIS

Site: EXXON CO USA (MD-091)

Address: 3801 BOSTON ST

Aliases: BALTIMORE, MD 21224
Status: NONE
 FIS

Site: G & M TERMINAL (MD-319)
Address: 1549 WARWICK AVE
 BALTIMORE, MD 21216
Aliases: NONE
Status: FIS

Site: KEY HWY SHIPYARD (MD-340)
Address: 1101 KEY HWY
 BALTIMORE, MD 21230
Aliases: NONE
Status: FIS

Site: KOPPERS CO BALTIMORE TREATING PLT LF (MD-021)
Address: FOOT OF CHILDS ST FAIRFIELD
 BALTIMORE, MD 21226
Aliases: NONE
Status: FIS

Site: KOPPERS CO INC - METAL PRODUCTS DIV (MD-431)
Address: 200 SCOTT ST
 BALTIMORE, MD 21230
Aliases: NONE
Status: FIS

Site: LOCOMOTIVE JUNKYARD (MD-258)
Address: BALTIMORE, MD 21201
Aliases: NONE
Status: FIS

Site: M-V SANTA CLARA I (MD-444)
Address: 30 MILES E OF ATLANTIC CITY
 BALTIMORE, MD
Aliases: NONE
Status: FIS

Site: MORGAN STATE UNIVERSITY SITE (MD-471)
Address: COLD SPRING LN & HILLEN RD
 BALTIMORE, MD 21239

Aliases: NONE
Status: FIS

Site: MRI CORP (MD-119)
Address: 414 CHESAPEAKE AVE
BALTIMORE, MD 21226

Aliases: NONE
Status: FIS

Site: NL IND INC - WHITE LEAD PLT (MD-098)
Address: 204 SPEARS WHARF
BALTIMORE, MD 21230

Aliases: NONE
Status: FIS

Site: NL INDUSTRIES INC - BALTIMORE METAL PLT (MD-096)
Address: 214 W HENRIETTA ST
BALTIMORE, MD 21230

Aliases: NONE
Status: FIS

Site: PLATING SITE (MD-249)
Address: 1009 W BALTIMORE ST
BALTIMORE, MD 21223

Aliases: UNION PLATING, UNION ART GOLD AND SILVER
Status: FIS

Site: PORT LIBERTY INDUSTRIAL PARK (MD-422)
Address: 1900 FRANKFURST AVE.
BALTIMORE, MD 21230

Aliases: NONE
Status: FIS

Site: ROBERT E. LEE PARK/LAKE ROLAND BRIDGE (MD-383)
Address: RAILROAD MARKER 387
BALTIMORE, MD 21209

Aliases: NONE
Status: FIS

Site: SMITH, F. BOWIE & SON INC (MD-244)
Address: 4500 E LOMBARD ST
BALTIMORE, MD 21224

Aliases: NONE

Status: FIS

Site: SOUTHGATE INDUSTRIAL PARK (MD-378)
Address: 2147 WICOMICO ST
BALTIMORE, MD 21201

Aliases: NONE
Status: FIS

Site: STRIEGAL SUPPLY & EQUIPMENT CO (MD-312)
Address: 6001 CHEMICAL RD
BALTIMORE, MD 21226

Aliases: NONE
Status: FIS

Site: TANK BARGE #626 (MD-390)
Address: PIER ONE - CLINTON STREET
BALTIMORE, MD 21224

Aliases: NONE
Status: FIS

County ***CAROLINE***

Site: DAVES RELOADING & GUN REPAIR (MD-423)
Address: FLEETWOOD RD
DENTON, MD 21629

Aliases: NONE
Status: FIS

Site: RELIANCE WOOD PRESERVING CO (MD-240)
Address: RELIANCE RD
FEDERALSBURG, MD 21632

Aliases: NONE
Status: FIS

County ***CARROLL***

Site: 3M NATIONAL ADVER - WESTMINSTER (MD-345)
Address: 1030 BALTIMORE BLVD
WESTMINSTER, MD 21157

Aliases: NONE
Status: FIS

Site: LANGS JUNKYARD (MD-371)
Address: RT 30 BETWEEN 232 & 242
HAMPSTEAD, MD 21074
Aliases: NONE
Status: FIS

Site: POWRMATIC INC (MD-167)
Address: INDUSTRIAL PARK DR
FINKSBURG, MD 21048
Aliases: NONE
Status: FIS

Site: SMALL LAB SITE (MD-392)
Address: 7606 PATAPSCO RD
SYKESVILLE, MD 21784
Aliases: NONE
Status: FIS

County *CECIL*

Site: BIG ELK CHAPEL ROAD LF (MD-385)
Address: OFF BIG ELK CHAPEL RD
PROVIDENCE, MD 21921
Aliases: NONE
Status: FIS

Site: CECIL COUNTY LF (MD-027)
Address: OLD ELK NECK RD
ELKTON, MD 21901
Aliases: ELK NECK LF
Status: FIS

Site: FIRESTONE PERRYVILLE PLANT (MD-439)
Address: FIRESTONE RD & RT #7
PERRYVILLE, MD 21903
Aliases: NONE
Status: FIS

Site: HOG HILL LF (MD-440)
Address: RT 7
ELKTON, MD 21921
Aliases: NONE

Status: FIS

Site: LOUISA LANE DUMPSITE (MD-259)
Address: LOUISA LANE EXT
CHARLESTOWN, MD 21914

Aliases: NONE
Status: FIS

Site: NAVAL TRAINING CENTER BAINBRIDGE (MD-430)
Address: US HWY 222
BAINBRIDGE, MD 21904

Aliases: NONE
Status: FIS

Site: OLD ELKTON DUMP (MD-074)
Address: JONES CHAPEL RD
ELKTON, MD 21921

Aliases: NONE
Status: FIS

Site: PRINCIPIO RD (MD-455)
Address: 551 PRINCIPIO RD
CRAIGTOWN, MD 21904

Aliases: NONE
Status: FIS

Site: REEVES SITE (MD-369)
Address: 400 MARLEY RD
ELKTON, MD 21921

Aliases: NONE
Status: FIS

Site: STAUFFER CHEM CO (MD-099)
Address: BLUEBELL RD TRINCO IND COM
ELKTON, MD 21921

Aliases: GE RAILCAR, P&R SERV CORP
Status: FIS

Site: STEMMERS RUN (MD-451)
Address: STEMMERS RUN RD
EARLESVILLE, MD 21911

Aliases: NONE
Status: FIS

County CHARLES

Site: DEAD TREES IN A POND SITE (MD-394)
Address: 0.6 MILES PAST CORNER OF GLYM
PISGAH, MD 20640
Aliases: MATTAWOMAN CREEK SITE
Status: FIS

County DORCHESTER

Site: CAMBRIDGE CY DISP PLT WWTP (MD-026)
Address: 1010 ROSELYN AVE
CAMBRIDGE, MD 21613
Aliases: NONE
Status: FIS

Site: CAMBRIDGE SITE (MD-025)
Address: 311 TRENTON
CAMBRIDGE, MD 21613
Aliases: KERR MCGEE
Status: FIS

Site: CONTINENTAL CAN CO - USA PLANT 24 (MD-342)
Address: RAILROAD AVE
HURLOCK, MD 21643
Aliases: NONE
Status: FIS

Site: WESTERN PUBLISHING CO (MD-290)
Address: WOODS RD
CAMBRIDGE, MD 21613
Aliases: NONE
Status: FIS

County FREDERICK

Site: ABRAMSON PROPERTY (MD-384)
Address: 9925 PINE TREE RD
WOODSBORO, MD 21798
Aliases: NONE
Status: FIS

Site: FREDERICK TOOL AND DIE CO INC (MD-356)
Address: 579 E CHURCH ST
FREDERICK, MD 21701
Aliases: NONE
Status: FIS

County *GARRETT*

Site: BAUSCH & LOMB INC - OAKLAND PLANT (MD-347)
Address: RT 135
OAKLAND, MD 21550
Aliases: NONE
Status: FIS

Site: HARBISON WALKER REFRACTORIES - NEW SAVAGE (MD-351)
Address: RT 495
GRANTSVILLE, MD 21536
Aliases: NONE
Status: FIS

Site: UMBELL PROPERTY (MD-441)
Address: RT 1 BOX 81
FRIENDSVILLE, MD 21531
Aliases: NONE
Status: FIS

Site: WOOD PRODUCTS (MD-239)
Address: 8TH ST EXT
OAKLAND, MD 21550
Aliases: NONE
Status: FIS

County *HARFORD*

Site: BATA SHOE - LATEX LAGOON (MD-296)
Address: BELCAMP RD
BELCAMP, MD 21017
Aliases: NONE
Status: FIS

Site: MOORE PROPERTY LF (MD-461)
Address: BUSH RD

Aliases: ABINGTON, MD 21009
Status: NONE
Status: FIS

Site: MOUNTAIN RD EMERGENCY RESPONSE (MD-403)
Address: MOUNTAIN RD & I-95
JOPPA-MAGNOLIA, MD 21040
Aliases: NONE
Status: FIS

County *HOWARD*

Site: CHESAPEAKE FINISHED METALS INC (MD-274)
Address: 6754 SANTA BARBARA CT
ELKRIDGE, MD 21075
Aliases: NONE
Status: FIS

Site: OLGA NELSON ENTERPRISES (MD-272)
Address: 7269 WASHINGTON BLVD
BALTIMORE, MD 21227
Aliases: NONE
Status: FIS

Site: SCOVITCH PROPERTY (MD-262)
Address: 9530 N WASHINGTON BLVD
LAUREL, MD 20707
Aliases: NONE
Status: FIS

Site: TATE ACCESS FLOORS INC (MD-373)
Address: 7510 MONTEVIDEO RD
JESSUP, MD 20794
Aliases: NONE
Status: FIS

Site: WESTVACO CORPORATION (MD-326)
Address: 11101 JOHNS HOPKINS RD
LAUREL, MD 20810
Aliases: NONE
Status: FIS

County KENT

Site: DUTCH FAMILY DELI OIL SPILL (MD-469)
Address: RTS 301 & 291
MILLINGTON, MD 21651
Aliases: NONE
Status: FIS

County MONTGOMERY

Site: MARYLAND WOOD PRESERVING CORP (MD-144)
Address: 235 DERWOOD CIR
ROCKVILLE, MD 20850
Aliases: NONE
Status: FIS

Site: MICRODYNE CORP (MD-361)
Address: 627 LOFERRAND LN
ROCKVILLE, MD 20850
Aliases: NONE
Status: FIS

Site: NORTH POTOMAC PCP (MD-477)
Address: 13801 TURKEY FOOT ROAD
NORTH POTOMAC, MD 20878
Aliases: NONE
Status: FIS

Site: PROTO CIRCUITS (MD-399)
Address: 14674 D SOUTHLAWN LN
ROCKVILLE, MD 20850
Aliases: NONE
Status: FIS

Site: SILVER SPRINGS CUSTOM FURNITURE (MD-426)
Address: 8943 BROOKVILLE RD
SILVER SPRING, MD 20910
Aliases: NONE
Status: FIS

Site: VECTROL INC (MD-360)
Address: 1010 WESTMORE AVE

ROCKVILLE, MD 20850
Aliases: NONE
Status: FIS

Site: WATKINS JOHNSON CO (MD-401)
Address: 700 QUINCE ORCHARD RD
GATHERSBERG, MD 20760
Aliases: NONE
Status: FIS

County *PRINCE GEORGES*

Site: BEAVERDAM CREEK PCB (MD-476)
Address: .5 OFF KENILWORTH AVE
BEAVER HEIGHTS, MD 20743
Aliases: NONE
Status: FIS

Site: BOWIE-BELAIR LF (MD-090)
Address: RTS 3 & 450
BOWIE, MD 20715
Aliases: BROWNING FERRIS INDUSTRIES - BELAIR SANITARY LF
Status: FIS

Site: CAPITOL WIRE & FENCE (MD-108)
Address: 3334 KENILWORTH AVE
HYATTSVILLE, MD 20781
Aliases: NONE
Status: FIS

Site: CHELTENHAM BATTERY (MD-266)
Address: 10800 FRANK TIPPETT RD
CHELTENHAM, MD 20623
Aliases: NONE
Status: FIS

Site: CITY OF GREENBELT (MD-424)
Address: 555 CRESCENT RD
GREENBELT, MD 20770
Aliases: NONE
Status: FIS

Site: CLARK, J L MFG CO STONE INDUST (MD-291)
Address: 51ST AVE AND CREE LN
COLLEGE PARK, MD 20740
Aliases: NONE
Status: FIS

Site: COLUMBIA PARK DRUM SITE (MD-251)
Address: GEORGE PALMER HWY & COLUMB
COLUMBIA PARK, MD 20785
Aliases: NONE
Status: FIS

Site: HYATTSVILLE GAS & ELECTRIC (MD-200)
Address: 5022 RHODE ISLAND AVE
EDMONSTON, MD 20781
Aliases: NONE
Status: FIS

Site: LONDON HILLS DEVELOPMENT (MD-311)
Address: END OF HIGHVIEW PL
CAPITOL HEIGHTS, MD 20743
Aliases: NONE
Status: FIS

Site: PISCATAWAY WWTP (MD-127)
Address: RT 1 FARMINGTON RD BOX 327
ACCOKEEK, MD 20607
Aliases: NONE
Status: FIS

Site: ROGERS ELECTRIC (MD-445)
Address: 5720 COLUMBIA PARK
CHEVERLY, MD 20785
Aliases: NONE
Status: FIS

Site: WINDSOR MANOR RD (MD-393)
Address: UPPER MARLBORO TWSP
BRANDYWINE, MD 20613
Aliases: NONE
Status: FIS

County *SOMERSET*

Site: SHERWIN WILLIAMS RUBBERSET DIV (MD-287)
Address: RT 413
CRISFIELD, MD 21817
Aliases: NONE
Status: FIS

County *ST MARYS*

Site: SOUTHERN MARYLAND WOOD TREATING (MD-135)
Address: STATE RT 235
HOLLYWOOD, MD 20686
Aliases: NONE
Status: FIS

Site: ST MARYS SALVAGE (MD-252)
Address:
, MD
Aliases: NONE
Status: FIS

Site: ST MARYS SALVAGE (MD-375)
Address: ST MARYS INDUSTRIAL PARK
ST MARYS, MD 20686
Aliases: NONE
Status: FIS

County *TALBOT*

Site: EASTON GAS & LIGHT CO (MD-199)
Address: 1 S WEST ST
EASTON, MD 21601
Aliases: NONE
Status: FIS

Site: EASTON UTILITIES COMM MUNI ELE (MD-281)
Address: 219 N WASHINGTON S
EASTON, MD 21601
Aliases: NONE
Status: FIS

Site: EASTON UTILITIES COMM POWER PL (MD-282)
Address: AIRPORT INDUSTRIAL PARK

Aliases: EASTON, MD 21601
Status: NONE
Status: FIS

Site: NOBLE MOTOR REBUILDERS (MD-125)
Address: N AURORA ST
EASTON, MD 21601
Aliases: NONE
Status: FIS

County *WASHINGTON*

Site: CENTRAL CHEMICAL (MD-442)
Address: 40 N JOHNATHAN ST
HAGERSTOWN, MD 21740
Aliases: NONE
Status: FIS

Site: CERTAIN TEED METALS (MD-396)
Address: WASHINGTON COUNTY INDUSTRIAL
WILLIAMSPORT, MD 21795
Aliases: NONE
Status: FIS

Site: CHEWSVILLE CO-OP (MD-298)
Address: MAIN ST
CHEWSVILLE, MD 21721
Aliases: NONE
Status: FIS

Site: DANZER METAL WORKS CO (MD-397)
Address: 2000 YORK RD
HAGERSTOWN, MD 21740
Aliases: NONE
Status: FIS

Site: RUST-OLEUM CORP (MD-348)
Address: INTERSTATE INDUSTRIAL PARK
WILLIAMSPORT, MD 21795
Aliases: NONE
Status: FIS

Site: SUN CHEMICAL CORP - GPI DIV (MD-400)
Address: INDUSTRIAL LN
WILLIAMSPORT, MD 21795
Aliases: NONE
Status: FIS

Site: WEST MANUFACTURING CO (MD-418)
Address: 910 ELDRIDGE DR
HAGERSTOWN, MD 21740
Aliases: NONE
Status: FIS

County *WICOMICO*

Site: CHEVRON CHEM CO - SALISBURY (MD-093)
Address: 125 BATEMAN RD
SALISBURY, MD 21801
Aliases: NONE
Status: FIS

Site: GRIGCO WASTE OIL RECYCLING INC (MD-047)
Address: SHARPTOWN, MD 21861
Aliases: GRIGCO
Status: FIS

Site: SALISBURY MARKETING INC (MD-327)
Address: N SALISBURY BLVD & BRIDGEWA
SALISBURY, MD 21801
Aliases: NONE
Status: FIS

Site: SALISBURY TOWN GAS (MD-163)
Address: 520 COMMERCE ST
SALISBURY, MD 21801
Aliases: NONE
Status: FIS