

**MARYLAND DEPARTMENT OF
THE ENVIRONMENT**



**ANNUAL ENFORCEMENT AND
COMPLIANCE REPORT
FISCAL YEAR
2002**

Parris N. Glendening
Governor

Richard F. Pecora
Secretary

www.mde.state.md.us

**ANNUAL ENFORCEMENT AND COMPLIANCE REPORT
FISCAL YEAR 2002**

ANNUAL REPORT EXECUTIVE SUMMARY	1
MDE'S ENFORCEMENT AND COMPLIANCE ROLE.....	4
MDE Mission and Goals.....	4
The Enforcement and Compliance Process	5
Environment Article Section 1-301(d).....	5
Performance Measures Format.....	5
Summary and Conclusions	6
MDE Performance Measures	6
Enforcement Workforce.....	7
Sec 1-301d Penalty Summary.....	8
ADMINISTRATION EXECUTIVE SUMMARIES.....	9
Air and Radiation Management Administration Executive Summary.....	10
Waste Management Administration Executive Summary	13
Water Management Administration Executive Summary	15
Environmental Crimes Unit Executive Summary.....	17
Technical and Regulatory Services Administration Executive Summary.....	18
MDE ORGANIZATIONAL CHART	19
MDE ENFORCEMENT POLICIES	20
MDE Penalty Policy.....	20
Commitment to Publicizing Enforcement Actions.....	21
ENVIRONMENTAL AUDIT POLICY.....	22
ENFORCEMENT AND COMPLIANCE PROCESS	24
COMPLIANCE ASSISTANCE	27
PROCESS FLOW CHART	30
PERFORMANCE MEASURES CHART OVERVIEW AND DEFINITIONS.....	31
CHART FORMAT	32
EXAMPLE – PERFORMANCE MEASURES CHART	36
ENVIRONMENT ARTICLE § 1-301(D).....	37
AIR AND RADIATION MANAGEMENT ADMINISTRATION	39
Ambient Air Quality Control	41
Air Quality Complaints.....	48
Asbestos	51
Radiation Machines Division	57
Radioactive Materials Licensing and Compliance	62
WASTE MANAGEMENT ADMINISTRATION	68
Environmental Restoration and Redevelopment	70
Hazardous Waste.....	71
Lead Poisoning Prevention	74
Oil Aboveground Facilities.....	78
Oil Pollution Remediation Activities	82
Oil Underground Storage Tank Systems.....	86
Refuse Disposal	90

Scrap Tires	94
Sewage Sludge Utilization.....	98
Wood Waste Recycling	102
WATER MANAGEMENT ADMINISTRATION	106
Discharges Groundwater (Municipal and Industrial).....	108
Discharges – Surface Water (Municipal & Industrial) State and NPDES	112
Discharges Pretreatment.....	116
Stormwater Management and Erosion & Sediment Control	120
Mining Coal	124
Mining Non Coal.....	128
Oil and Gas Exploration and Production	132
Water Supply Program	136
Water Supply and Sewerage Construction.....	142
Waterway Construction – Dam Safety.....	146
Wetlands and Waterways Nontidal and Floodplain	150
Wetlands Tidal.....	154
OFFICE OF THE ATTORNEY GENERAL ENVIRONMENTAL CRIMES UNIT	158
TECHNICAL AND REGULATORY SERVICES ADMINISTRATION	166
Noise Control Program	168
APPENDIX	172
State Master List of Potential Hazardous Waste Sites	173
Formerly Investigated Sites List	252

EXECUTIVE SUMMARY

This is the Maryland Department of the Environment's sixth annual enforcement and compliance report. Enforcement is one of MDE's core functions and in FY 2002 over \$8 million was spent on salaries and support for 155.5 enforcement personnel. This report covers the Department's activities in State of Maryland Fiscal Year 2002 (July 2001-June 2002). It includes information on 28 of the Department's enforcement and compliance programs in the Air, Waste and Water Administrations, the Noise Program of the Technical and Regulatory Services Administration, as well as the Environmental Crimes Unit of the Attorney General's Office.

During this past fiscal year the Department continued to implement and improve its comprehensive performance measurement system. This system includes the Departmental performance measures under the Managing Maryland for Results initiative, the environmental indicators of the Performance Partnership Agreement with the United States Environmental Protection Agency, and the enforcement output measures that were developed specifically for this report.

The Department is committed to being held accountable for its work and committed to helping the public understand what MDE does and why. This document is part of the Department's ongoing commitment to continuous process improvement. By developing a clear picture of accomplishments and challenges each year, the Department has a point of reference against which to measure activities in future years. This year's effort builds on the progress made during the last five years. Together, these efforts make the numbers meaningful in the context of the Department's mission to protect the environment for the people of Maryland, while at the same time preserving the State's economic base.

Departmental Enforcement Coordination

Throughout FY 02 the Enforcement and Compliance Workgroup continued improving Department-wide communication of enforcement information. In particular, together with the Enforcement and Compliance Coordinator, the group continues to define, create and refine enforcement performance measures. This year we present a new performance measure calculating the inspection "coverage rate" along with appropriate charts.

This measure is intended to reveal how much of any regulated sector was actually inspected. The inspection coverage rate provides a context within which to judge the utility of the compliance rate. Because the compliance rate is based only on the number of sites inspected rather than the number of sites in existence, the inspection coverage rate gives the reader a better understanding of how much "enforcement presence" each program actually has. "Enforcement

presence" is the ratio of formal enforcement actions to the more informal compliance assistance. "Enforcement presence" is a new measure that is under development that may be used in future reports. Also under development are several new measures, including an enforcement workload measure and an efficiency measure.

For the "inspection coverage rate", in those programs or sectors where there is no requirement to register or secure a permit, the workgroup had to struggle with how to define and count the number of sites or regulated entities in existence. Then there is the added problem of those sites that should have secured a permit or registered and have not. The inspection coverage rate measure is further defined on page 33.

Also new, this year's Enforcement Report contains language in the Penalty Policy that reflects the statutory factors the various enforcement programs consider prior to assessing penalty amounts. The workgroup is engaged in creating a comprehensive departmental policy and process that will track penalty amounts and the length of time involved in concluding enforcement actions. In the future, the data we collect in this regard may result in the development of formulas or matrices for determining general ranges or guidelines for various enforcement actions, including penalties, injunctions, and consent orders. The final goal of the completed enforcement policy will be to define an understandable set of terms and standards (common to all three of the major media administrations) with which the Department as a whole can track and explain individual enforcement decisions. In this regard the Workgroup has continued to support the development of the MDE-wide database.

The Department recognizes that there are different levels of sophistication among the many individual businesses and facilities within the regulated community. There are also different degrees of risk posed to the environment and public health by the broad spectrum of regulated activities that the Department must monitor and inspect. Consequently, the Department strives to impose penalties and take enforcement actions that appropriately address and adequately punish any violations found. It is the objective of MDE's coordinated enforcement and compliance effort to continually push the regulated community towards better compliance with all legal requirements as well as encourage business practices that go beyond requirements and result in pollution prevention. It is the effective enforcement presence and appropriate punishment of violators that opens the door for compliance assistance and helps the regulated community understand how to achieve environmental excellence.

In conjunction with EPA, MDE is working on a standard method for calculating and quantifying "compliance rates." The present definition of compliance rate has limited utility for targeting the Department's limited enforcement resources. At the present time, sector compliance rates are calculated by dividing the number of inspected facilities where significant violations were found into the

total number of inspected facilities. The problem with this method of calculation is that, in those sectors where many facilities are inspected, compliance rate changes are only affected by the discovery of large numbers of violations. In those sectors that have few facilities being inspected, a single facility in violation may change the compliance rate by many percentage points. In short, the traditional manner of calculating compliance rates says more about how many regulated facilities were inspected than about how well the entire sector is complying with the law.

To address this problem, under the terms of a grant received from the EPA, MDE is piloting what has been called an Environmental Results Program (ERP). The basic concept is to use a statistical methodology to determine compliance rates and put them in context. First, the Department must determine the number of facilities in the particular sector. Then, the Department inspects a sufficient number of randomly selected facilities to be able to draw statistical inferences about the entire sector's performance. Because this specialized "compliance rate inspection" would have to be conducted in addition to the normal, complaint driven or regularly scheduled inspections, the "compliance rate" inspections will focus on a limited number of what have been called "Environmental Business Performance Indicators" (EBPIs). Each inspected facility would get a "score" or "grade" based on its overall performance and in each of the EBPI's. These individual scores would then be used to analyze the behavior of the entire sector and calculate an overall compliance rate. The goal is to achieve an improvement in compliance by educating businesses in these indicators. Results of this first pilot project should be available by the end of calendar year 2003.

Finally, the workgroup collectively compiled the statistics and information contained in this annual report. It is responsible for the report format and actively seeks ways to improve the validity and presentation of MDE's enforcement and compliance performance measures. The workgroup's current members are:

- Lorraine Anderson, Air and Radiation Management Administration
- Jack Bowen, Water Management Administration
- Frank Courtright, Air and Radiation Management Administration
- Laramie Daniel, Air and Radiation Management Administration
- Bob Daniel, Environmental Permits Service Center
- Renee Fizer, Air and Radiation Management Administration
- Jerry Gietka, Policy, Processes and Data Analyst, and Report Editor
- Mel Knott, Technical and Regulatory Services Administration
- Dave Lyons, Water Management Administration
- Herb Meade, Waste Management Administration
- Hans Miller, Office of the Attorney General, Environmental Crimes Unit
- Bernard Penner, Enforcement Coordinator, and Report Manager
- Lyn Poorman, Water Management Administration
- Dave Pushkar, Water Management Administration
- Paul Stancil, Office of the Attorney General, Environmental Crimes Unit
- Roscoe Sincero, Waste Management Administration

MDE'S ENFORCEMENT AND COMPLIANCE ROLE

MDE'S MISSION AND GOALS

MDE'S MISSION IS TO PROTECT and restore the quality of Maryland's air, land, and water resources, while fostering economic development, healthy and safe communities, and quality environmental education for the benefit of the environment, public health, and future generations. MDE's vision is to ensure a clean environment and excellent quality of life for all Marylanders.

The Maryland Department of the Environment continues to employ the Managing Maryland for Results (MMFR) system of overall performance measurement. MDE's Fiscal Year 2003 Managing Maryland for Results Workplan emphasizes the Department's commitment to using results-based, quality planning and management approaches to achieve its public health and environmental protection goals, as well as the agency's "management" goals. The following environmental and management goals are from that workplan.

- Goal 1** – Ensuring environmental programs, activities and regulations support smart growth and community revitalization while protecting public health and the environment*
- Goal 2** – Ensuring Safe and Adequate Drinking Water*
- Goal 3** - Reducing Maryland's Citizens Exposure to Hazards*
- Goal 4** - Ensuring the Safety of Fish and Shellfish Harvested in Maryland*
- Goal 5** - Improving and Protecting Maryland's Water Quality*
- Goal 6** - Ensuring the Air is Safe to Breathe*
- Goal 7** - Providing Excellent Customer Service to Achieve Environmental Protection*
- Goal 8** - Maximizing Resources to Support Environmental Protection*

Within MDE's MMFR work plan, enforcement, compliance, and inspection activities are reported under each environmental goal. Capturing the activities counted in this report under the related environmental goal shows how regulatory activities help the Department achieve environmental and public health goals. This year each enforcement program has a section describing which of the Department's goals their enforcement activities serve. The text also describes the successes and challenges that the programs encountered in meeting those goals. Relating the information in this report to management goals aligns our enforcement and compliance activity to the appropriate environmental and public health indicator.

The Enforcement and Compliance Process

It is important to understand MDE's air, water and waste enforcement and compliance processes. Each of the programs was established separately, with various terms being used in the applicable law to mean different things for different programs. Many programs also have federal rules and regulations that they must implement. In addition, the same company or type of industrial facility may fall under the jurisdiction of several different environmental enforcement programs at the federal, State or local level.

However, most enforcement programs share certain common functions. Most programs have an inspection and evaluation component. If an inspection reveals a violation, many programs have a discretionary component that allows a company to fix a minor problem without the risk of a fine, civil or criminal action. If an inspection reveals a significant violation, or if a minor problem indicates a pattern of non-compliance or develops into an on-going, significant violation, more serious action is warranted. This action may take the form of fines, shutdowns, and in some cases, criminal sanctions. As stated earlier, the Department's use of penalties reflect the severity of the violations. Where the law does not provide appropriate penalties, the Department has continued to seek legislation to address those deficiencies.

Environment Article Section 1-301(d)

Environment Article Section 1-301(d) enacted in 1997 requires MDE to report specified information on 15 programs as well as the penalty dollars collected and deposited into several funds. In addition to the required information, this report also includes information on 12 additional programs and additional data about the Department's enforcement activity at facilities that are subject to regulation under the Environment Article. The Department has voluntarily elected to provide this information so that the legislature, our stakeholders, and the public have the most complete picture of how the Department carries out its enforcement responsibilities.

Performance Measures Format

The reader of this year's report will notice that the format in which the numbers are presented is essentially the same as the last five years' reports. This allows for an easy comparison of numbers between the years in keeping with the goal to extract common data for all of MDE's enforcement programs and provide information that could be tracked from one year to the next. The basic reporting format is further explained on page 32. Graphic charts that compare the number of inspections, enforcement actions, and compliance rates over a three-year period dating back to FY2000 are provided in order to assist the reader. The graphs provide a solid baseline for measuring the Department's enforcement performance over the most recent three years.

Summary and Conclusion

Enforcement is an important and necessary tool for bringing the regulated community into compliance with environmental regulation, but enforcement actions are not goals in themselves. MDE is a regulatory agency with an enforcement component. While the legislature has identified frequency of inspection requirements for certain programs directly related to public health (for example, Radiation Machines Division and Asbestos), this is not the norm. These requirements, where they exist, are discussed in the individual program briefs that follow. In lieu of specific requirements, MDE must develop and implement mechanisms that target limited resources to best advantage in order to provide assistance and guidance to the regulated community to achieve compliance assurance. Our goal is to ensure improvements in environmental quality and to protect public health and the environment.

Following are Executive Summaries and performance measures for the Department and each Administration based on the activities in the most recently completed fiscal year.

MDE PERFORMANCE MEASURES EXECUTIVE SUMMARY

	2002 Totals
<u>PERMITTED SITES/FACILITIES</u>	
Number of Permits/Licenses issued	9,671
Number of Permits/Licenses in effect at Fiscal Year End	62,882
<u>OTHER REGULATED SITES/FACILITIES</u>	
(other sites)	191,177
<u>INSPECTIONS</u>	
Number of Sites Inspected	37,850
Number of Inspections, Audits, Spot Checks	108,043
<u>ENFORCEMENT ACTIONS</u>	
Number of Compliance Assistance Rendered	16,523
Number of Enforcement Actions Taken	1,541
<u>PENALTIES*</u>	
Amount of Penalties obtained	\$1,523,890

*Amount of revenue obtained ("collected") in the most recently completed fiscal year as a result of all enforcement actions regardless of specifically designated fund.

ENFORCEMENT WORKFORCE

	FY 2002 Actual*	Number of FTE Inspectors**	Number of FTE Inspector Vacancies***
Air & Radiation Mgt Adm.	\$2,553,183	47	7
Waste Management Adm.	\$2,884,877	59	4.8
Water Management Adm.	\$2,964,915	49.5	3.3
Total	\$8,402,975	155.5	15.1

* Actual includes wages plus 28% fringe for permanent employees and 8% fringe for contractual employees. The numbers do not include any operating expenses such as vehicles, travel, gasoline, supplies, or other related employment expenses.


**Inspectors represent the number of enforcement field inspectors budgeted for the fiscal year. These numbers do not include any administrative, management, or clerical staff associated with enforcement and compliance programs.

***FTE vacancies represent the total amount of time that positions were vacant equivalent to a full year. This can be more or less than 6 positions vacant depending upon the total amount of time a position is vacant.

SECTION 1-301(d) PENALTY SUMMARY

TOTAL AMOUNT OF MONEY AS A RESULT OF ENFORCEMENT ACTIONS, AS OF THE END OF THE MOST RECENTLY COMPLETED FISCAL YEAR AS REQUIRED BY SECTION 1-301(d)*	Total
Clean Air Fund (includes Air Quality and Asbestos)	\$595,960
Clean Water Fund (includes Water and Waste Management)	\$345,857
Hazardous Substance Control Fund	\$86,951
Non-tidal Wetland Compensation Fund	\$0
Oil Disaster Containment Clean Up and Contingency Fund	\$173,957
Recovered from Responsible Parties (under §7-221)	\$70,381
Sewage Sludge Utilization Fund	\$500
Total	\$1,273,606

* Includes only those funds required to be reported by the Environment Article, Section 1-301(d).



**MDE ORGANIZATIONAL UNITS
ADMINISTRATION
EXECUTIVE SUMMARIES**

Air and Radiation Management Administration Executive Summary

The Air & Radiation Management Administration conducts enforcement and compliance activities in three programmatic areas, these being air quality, asbestos, and radiation. In the air quality program, a major focus this year was ensuring compliance with the requirements of new federal operating permits ("Title V Permits") that have been recently issued. These comprehensive permits, required by the federal clean air act for large sources of air pollution, contain all applicable air pollution requirements. They often also contain extensive monitoring, record keeping, and reporting requirements to ensure continuing compliance with air quality requirements. In inspecting facilities with Title V permits, the Air Program determined that there was an unexpectedly high degree of non-compliance with these permits, primarily in the monitoring, record keeping, and reporting areas. While many facilities were compliant with their Title V permits, there were enough non-compliant facilities to cause a noticeable decrease in the compliance rate at high impact facilities from about 97% in the previous two years to 94% this year. Enforcement actions for these Title V permit violations resulted in an increase in the number of actions against high impact facilities this year.

Regarding low impact facilities, there was also an increase in documented violations, with a concomitant decrease in compliance rate, this year. This was caused predominantly by an initiative conducted by the Air Program at dry cleaning facilities in the state. There are a large number of dry cleaning facilities (about 700 in Maryland), most of which are subject to federal air toxics requirements. Following previous outreach and education efforts, including compliance assistance for the last two years, the Air Program this year embarked on a formal inspection and enforcement program at a small subset of these dry cleaners. This resulted in the documentation of a number of violations, primarily for monitoring and record keeping violations, at these facilities. Another category of low impact sources is gasoline dispensing facilities subject to Stage II vapor recovery requirements. Stage II vapor recovery systems capture gasoline vapors lost during vehicle refueling. Stage II vapor recovery is required for most gasoline dispensing facilities located in Baltimore City, and Anne Arundel, Baltimore, Calvert, Carroll, Cecil, Charles, Frederick, Harford, Howard, Montgomery, and Prince George's counties, that have a total gasoline storage capacity greater than 2,000 gallons. This is a large source category, with approximately 1,700 impacted sources required to use Stage II vapor recovery controls. Due to limited resources, the Air Program is only able to inspect a small portion of these sources. Failure to maintain proper records was a common finding at these facilities. The large increase in the number of compliance assistance activity is a result of efforts in the Stage II area.

Finally, the Air Program used Supplemental Environmental Projects (SEP) in the settlement of four of its enforcement actions this year. A SEP is an environmentally beneficial project implemented by a facility in lieu of a portion of

a penalty payment to settle an air quality enforcement action. The largest SEP was in the amount of \$198,000 for replacement of ozone-depleting refrigeration and air conditioning systems as well as a paving project to reduce particulate matter emissions. Another SEP was for installation of \$75,000 worth of solar heating equipment in schools. Finally, several smaller SEPs (\$10,000 and \$2,000) were used to provide compliance assistance and training to other regulated entities about proper compliance with the relevant regulations.

In the Asbestos Program, the compliance rate is up at 94%. In FY 2002, the Program inspected 38% of the projects for which notification to MDE was provided versus 31% in FY 2001. The program receives notifications for any amount of asbestos that is disturbed. This ranges from notifications for 1-2 feet of removal in which the project will last for maybe 2 hours, to notifications for thousands of linear and square feet in which the project may last up to 12 months. Inspection priority is given to sites involving more than a de minimus amount of asbestos or where removal will last a day or more. For FY 2002, the program inspected 65% of federally regulated projects. The penalty amount is a significant increase over past years due to a single large enforcement action, which may not be indicative of a trend.

The Radiological Health Program's primary goal continues to be minimizing unnecessary radiation exposure to the general public. Both operational divisions were able to increase inspection schedules by reducing the time required for the issuance of registrations, certifications, licensing actions and sealed source and device evaluations. At fiscal year end, however, a 30% vacancy level was beginning to impact the numbers of registrations, certifications and inspections being accomplished.

The Radioactive Materials Division (RAM) has significantly decreased both the licensing and inspection backlogs. The RAM Division continues to expend substantial time and effort on enforcement activity at a single licensee that is a major manufacturer of sealed sources.

The Radiation Machines Division (RMD) has achieved significant increases in the compliance rates for inspected facilities collectively from 36% (FY01) to 50% this fiscal year. The dental compliance rate is still low, but has improved. To encourage continued improvement, the RMD partnered with the Maryland Dental Association and conducted education seminars, spoke at exhibitions, and provided much direct staff assistance to registered facilities. At the same time, escalated enforcement actions were brought against non-compliant facilities.

**Air and Radiation Management Administration
Performance Measures Executive Summary**

	2002 Totals
<u>PERMITTED SITES/FACILITIES</u>	
Number of Permits/Licenses issued	2,277
Number of Permits/Licenses in effect at Fiscal Year End	25,911
 <u>OTHER REGULATED SITES/FACILITIES</u>	
(other sites)	5,647
 <u>INSPECTIONS</u>	
Number of Sites Inspected	4,735
Number of Inspections, Audits, Spot Checks	8,508
 <u>ENFORCEMENT ACTIONS</u>	
Number of Compliance Assistance Rendered	3,635
Number of Enforcement Actions Taken	122
 <u>PENALTIES</u>	
Amount of Administrative or Civil Penalties obtained	\$733,009

WASTE MANAGEMENT ADMINISTRATION EXECUTIVE SUMMARY

The Waste Management Administration (WAS) responsibilities are diverse in nature with sites that range from private homes to large municipal landfills, military bases and large industrial complexes. Data collection methods ensure accurate and consistent reporting of the various performance measures for this Enforcement and Compliance Report and the Managing Maryland For Results (MFR) Work plan. WAS uses data from these reports to conduct quarterly reviews to track performance and progress in accomplishing mandated environmental goals and to target effective use of resources.

For FY 2002 the data shows some consistencies and other individual program changes as compared to previous years. The number of permits and licenses in effect and number of other regulated sites/facilities, which reflect the workload of WAS, has grown by 7% since last year from 180,372 to 192,356. The total number of inspections, spot checks and audits declined 8% from 35,317 in FY 2001 to 32,709 in FY 2002. This decline is largely due to turnover of staff and the hiring freeze imposed in FY 2002.

As compared to last year, the Significant Compliance rate has grown by an average of 5% in each WAS Program with the exception of our Solid Waste Program (specifically in the Refuse, Scrap Tire and Wood Wastes functions), which showed a 5% reduction in compliance. The number of Enforcement Actions demonstrated an overall decrease from 957 in FY 2001 to 891 in FY 2002. This was not true in the Scrap Tire Program that began issuing Notices of Violations to license holders for failure to submit required semi-annual reports in FY 2002. The enforcement was accomplished through database searches and mass mailings. As a result, the number of Scrap Tire enforcement actions increased for this function significantly from 10 last year to 117 in FY2002.

In the Hazardous Waste Program it was noted that there has been a trend toward decreasing numbers of permitted hazardous waste treatment, storage, and disposal (TSD) facilities in Maryland. There are 23 permitted facilities in the State. The small number of TSD sites is believed to be a direct result of better hazardous waste management at facilities, which reduces hazardous waste generation and the need for long-term storage of hazardous wastes, showing an admirable voluntary effort by industry.

Another positive report shows that the number of children screened in the Lead Poisoning Prevention Program in FY 2002 increased by 3% statewide and 15% in Baltimore City. It was found that the number of children with blood lead levels equal to or greater than 10 ug/dl decreased for the eighth consecutive year and children with blood levels equal to or greater than 20 ug/dl has decreased for the fifth consecutive year. It is noteworthy to reveal that the number of children statewide with blood lead poisoning declined by 18%.

Similarly, and despite staff shortages, the Oil Control Program continues to perform at a high standard. The Program made a concerted effort to focus on achieving case closures at cleanup sites. Completing cleanups of oil pollution remediation sites reduced the number of identified locations where there is a discharge impacting soil or groundwater from 3,702 in FY 2001 to 2,218 in FY 2002. During the performance of other mandated activities the Program determined that 83% of inspected underground tank facilities are in significant compliance.

The Solid Waste Program, which is responsible for overseeing Refuse Disposal, Scrap Tires, Sewage Sludge Utilization and Wood Waste Recycling, continues to be challenged by staff shortages. Refuse disposal facility inspections and compliance assistance actions decreased in FY 2002 as compared to FY 2001. Under its Sewage Sludge Utilization function the Program conducted a slightly greater number of inspections (711 in FY 2002 vs. 661 in FY 2001). Maryland continues to lead most other States in the number of sewage sludge inspections conducted. Wood Waste Recycling enforcement found the percentage of facilities with significant violations increased. There were two reported instances of fires at natural wood waste recycling facilities.

As program priorities change and budget constraints continue, WAS will continue to assess enforcement trends and consider changes to meet these needs.

**Waste Management Administration
Performance Measures Executive Summary**

	2002 Totals
<u>PERMITTED SITES/FACILITIES</u>	
Number of Permits/Licenses issued	2,842
Number of Permits/Licenses in effect at Fiscal Year End	8,286
<u>OTHER REGULATED SITES/FACILITIES</u>	
(other sites)	184,047
<u>INSPECTIONS</u>	
Number of Sites Inspected	22,875
Number of Inspections, Audits, Spot Checks	32,709
<u>ENFORCEMENT ACTIONS</u>	
Number of Compliance Assistance Rendered	10,588
Number of Enforcement Actions Taken	891
<u>PENALTIES</u>	
Amount of Administrative or Civil Penalties obtained	\$326,034

Water Management Administration Executive Summary

The Water Management Administration's data collection and reporting has become a valuable tool for assessing the progress of the various programs within the Administration. The consistent manner of reporting results has given each program the ability to compare its activities for the past five years and to compare those activities against factors that influenced the success or tested the program.

The FY2001 report identified the intent to obtain administrative penalty authority for the five programs that lacked the authority. The legislation not only proposed that administrative authority, but also proposed to increase the maximum penalties for all of the Administration's criminal, civil and administrative penalties. The proposed legislation was rejected during the 2002 legislative session. Therefore, the Administration continues to note the same shortcomings for resolving significant violations.

The Water Supply Program faced additional challenges this year, with severe drought conditions affecting the central and eastern regions of the State, and water system security issues remaining a priority. Despite the additional workload of performing weekly drought analyses, maintaining a drought telephone hotline, and coordinating drought response activities with other State agencies, local governments, and water suppliers, the program maintained a high level of enforcement activities. The Water Supply Program continued implementation of a Statewide water conservation initiative that began in 2001, and coordinated security-related responses with federal and State agencies as well as with the water suppliers.

Water Supply and Sewerage Construction Capital Programs showed an increase in inspection activity. This increase in inspections is attributed to an increase in construction projects under way because all active construction projects are inspected.

The Compliance Program, like most Programs, continues to deal with staffing problems. Turnover and the inability to fill those vacancies affect the ability to provide greater coverage of its regulated facilities. Despite that fact, the Program was able to increase the number of inspections it performed across the board because of the increased efficiency of the inspectors hired during FY2001. This is especially significant in the Stormwater Management & Erosion and Sediment Control Media. The number of inspections has increased over the previous year without the inclusion of the inspections performed by the Allegany, Frederick and Talbot Soil Conservation Districts. While those Districts are still performing the inspections, their numbers are not included in the numbers reported.

One of the tools available to the Enforcement Division, Compliance Program is the Supplemental Environmental Project (SEP). SEPs are defined as environmentally beneficial projects which an alleged violator agrees to undertake

in settlement of an enforcement action, but which the alleged violator is not otherwise legally required to perform. "Environmentally beneficial" means a SEP must improve, protect, or reduce risks to public health or the environment at large. While in some cases a SEP may provide the alleged violator with certain benefits, there must be no doubt that the project primarily benefits the public health or the environment. In settling an Enforcement Action, WMA has the opportunity to help shape the scope of the project before it is implemented, and the project is not commenced until after WMA has fully executed a consent order or settlement agreement referencing the SEP.

The performance of a SEP reduces neither the stringency nor timeliness requirements of State environmental statutes and regulations. Performance of a SEP does not extend or change in any way the alleged violator's obligation to remedy a violation expeditiously and return to compliance. WMA has broad discretion to settle enforcement cases, including the discretion to include SEPs as an appropriate part of the settlement. WMA applies EPA's five legal guidelines to ensure that the SEPs are within WMA's authority. Typically, SEPs have been used by WMA in Groundwater Discharge, Surface Water Discharge and Pretreatment enforcement cases. In FY2002, to resolve Surface Water Discharge violations, WMA approved nine SEPs with a total value of \$1,063,900.

**Water Management Administration
Performance Measures Executive Summary**

	2002 Totals
<u>PERMITTED SITES/FACILITIES</u>	
Number of Permits/Licenses issued	4,552
Number of Permits/Licenses in effect at Fiscal Year End	28,685
<u>OTHER REGULATED SITES/FACILITIES</u>	
(other sites)	1,376
<u>INSPECTIONS</u>	
Number of Sites Inspected	10,146
Number of Inspections, Audits, Spot Checks	66,592
<u>ENFORCEMENT ACTIONS</u>	
Number of Compliance Assistance Rendered	2,289
Number of Enforcement Actions Taken	528
<u>PENALTIES</u>	
Amount of Administrative or Civil Penalties obtained	\$464,847

ENVIRONMENTAL CRIMES UNIT EXECUTIVE SUMMARY

The Environmental Crimes Unit (ECU) is a part of the Criminal Investigation Division of the Maryland Attorney General's Office. The Unit is responsible for the investigation and prosecution of Maryland's criminal environmental statutes. During FY 2002, the Baltimore City Police Department continued for the second year to provide personnel to the Unit. ECU's investigator corps now includes one civilian and sworn personnel from the Maryland State Police and the Baltimore City Police Departments. FY 2002 was the second year the Unit operated the entire fiscal year with only two troopers assigned.

Typically, criminal prosecution is often a last resort used for the worst, most wanton and most recalcitrant of environmental offenders. During FY 2002 the ECU opened fifty-eight criminal investigations and filed charges in sixteen of those investigations. Of the fifty-eight investigations, thirty-one were the result of referrals from MDE administrations. Twenty-four prosecutions reached conclusion during the fiscal year, with criminal courts imposing jail terms totaling 349 months and fines and restitution exceeding \$106,000, in addition to probation, community work service and other penalties.

TECHNICAL AND REGULATORY SERVICES ADMINISTRATION EXECUTIVE SUMMARY

The Technical and Regulatory Services Administration (TARSA) provides technical analyses, scientific support and risk assessment guidance to all MDE programs, including those responsible for enforcement and compliance activities. Many of its field-based activities provide support to programs both within TARSA as well as to other Administrations. In addition, TARSA is responsible for compliance and enforcement of the Noise Control Program.

The Noise Control program was established by the legislature in the mid 1970's to provide technical and enforcement assistance and enforcement help to citizens and local jurisdictions across the State regarding community intruding noise issues that are not, for whatever reason, adequately handled at the local level. Noise has become an increasingly contentious "Quality of Life" issue as the State's population increases and urban sprawl progresses. The Noise Control Program pursues its mission on a complaint driven basis since it frequently reflects tensions in land use categories addressing specific requests from individual citizens as well as governmental entities. Because of limited staff, the program actively encourages local jurisdictions to take a more active role in addressing noise problems and issues while the program stands ready to provide technical back-up, enforcement help, noise control training and advisory assistance. The program has been addressing approximately 150 noise complaints yearly across the State resulting in about 250 to 300 annualized visits. It is the program's goal when possible to resolve violations using compliance assistance as opposed to primarily pursuing enforcement and penalties. The State's Environmental Noise Advisory Council was reconvened early in 2001 to consider any needed changes in noise regulations and statutes.

TARSA's field-based programs assist other MDE programs through its monitoring programs and also include MDE's emergency response activities. Ambient conditions monitoring for water quality and specific point discharge monitoring for compliance assessments provides information that supports the Water Management Administration's programs that enforce State and federal water pollution control regulations. These monitoring efforts help identify problems that may require further enforcement activity. TARSA's Emergency Response Division (ERD) responds to reports of spills of chemical or petroleum contaminants that may pollute surface and ground waters of the State. When these spills involve an activity that is regulated by other MDE programs, the ERD refers information about them to the appropriate program for follow-up enforcement. TARSA also administers the Shellfish Certification Program that monitors and certifies that harvest waters are safe for harvesting and eating raw molluscan shellfish.

Future programs being developed that will have inspection and regulatory impacts include increased monitoring of beaches and ballast water from vessels entering the Chesapeake Bay and Baltimore Harbor. See page 166 for performance measures related to the Noise Program.

MDE ORGANIZATIONAL CHART

GOVERNOR

Richard F. Pecora, Secretary
(410) 537-3084
Merrylin Zaw-Mon, Deputy Secretary
(410) 537-3086

Budget

Denise Ferguson Southard, Assistant Secretary
(410) 537-4187

Communications Office
Environmental Permits Service Center
Coordinating Offices

Shari Wilson, Director of Policy Management
(410) 537-3083

Legislation
Policy Coordination, Planning & Special Projects

Hans Miller
Supervising Attorney
Environmental Crimes Unit
(410) 537-3025

Rosewin Sweeney
Principal Counsel
Attorney General's Office
(410) 537-3053

Ann Marie DeBiase, Director
Air & Radiation Management
Administration
(410) 537-3255

Air Quality Compliance
Air Quality Planning
Regulation Development
SIP development, inventory
& modeling
Data Management
Ambient Air Monitoring
Air Quality Permits
Mobile Sources Control
Engineering & Technology
Inspection/Maintenance
Certification & Auditing
Asbestos & Industrial Hygiene
Accreditation and School
Assistance
Licensing & Enforcement
Industrial Hygiene
Radiological Health
Inspection & Certification
Rad. Mat. Licensing/
Compliance

Richard Collins, Director
Waste Management
Administration
(410) 537-3304

Environmental Restoration
Federal Superfund Cleanup
State Superfund Cleanup
Voluntary Cleanup
Hazardous Waste Program
Permits
Compliance
Regulatory Services
Low level radioactive waste
Lead Poisoning Prevention
Enforcement
Accreditation, Surveillance
Oil Control Program
Aboveground Storage Tanks
Underground Storage Tanks
Compliance/Remediation
Recycling / Solid Waste Planning
Solid Waste Program
Landfill permits/compliance
Scrap Tire permits/compliance
Sewage Sludge permits/comp.
Natural Wood Waste

Robert Summers, Director
Water Management Administration
(410) 537-3567

Compliance
Mining
Nonpoint Source
Dam Safety
Sediment/Erosion Control
Stormwater Management
Water Quality Infrastructure
Water/Sewer Capital Projects
Water/Sewer Planning
Engineering/Construction
Water Supply
Safe Drinking Water
Source Protection
Appropriation permits/water rights
Wastewater Discharge Permits
Industrial NPDES Permits
Municipal NPDES Permits
Groundwater Permits
On-Site Wells/Septics
Wetlands & Waterways
Coastal Zone Consistency
Nontidal wetland/ waterway permits
Tidal wetlands permits

Robin Grove, Director
Technical & Regulatory
Services Administration
(410) 537-3572

Field Operations
Emergency Response
Monitoring/Training
Nuclear Emergency Planning
Computer Modeling
TMDL/ Watershed Modeling
Management/Analysis
Env. Assessments/Planning
Ballast Water
Biological Assessment
Chesapeake Bay Program
Community Right to Know/TRI
Dredging
Fish Kills/Algal Blooms
Noise Control
TMDL Outreach
PIA Coordination
Env. Health/Risk Assessment
IT
Geographic Inform. Systems
Data Integration
Operations

Allan Jensen, Director
Administrative & Employee
Services
(410) 537-3116

Fiscal Services
General Accounting
Capital Grants
Payroll/Timekeeping

Personnel Services

Central Services
- Fleet Management
- Procurement

Safety Services and Facilities
Management

Library Services

MDE'S ENFORCEMENT POLICIES

MDE PENALTY POLICY

MDE's Approach to Determining the Appropriate Response to Violations

The Maryland Department of the Environment (MDE) is committed to a consistent, timely and appropriate compliance assurance program, which is protective of the public health and the environment while creating a credible deterrent against future violations. It is the Department's policy to assess fair and equitable penalties in keeping with the factors specified by the governing statute, and commensurate with the nature of the violations. The statutory factors that the Department must consider in assessing administrative penalties are:

1. The ***willfulness of the violation***, the extent to which the existence of the violation was known to but uncorrected by the violator, and the extent to which the violator exercised reasonable care;
2. Any ***actual harm to the environment or to human health***, including injury to or impairment of the air, waters, or natural resources of this State;
3. The ***cost of cleanup and the cost of restoration*** of the natural resource;
4. The ***nature and degree of injury to or interference*** with general welfare, health, and property;
5. The extent to which the ***location of the violation***, including the location near waters of this State or areas of human population, creates the potential for harm to the environment or to human health and safety;
6. The ***available technology*** and economic reasonableness of controlling, reducing, or eliminating the violation;
7. The degree of ***hazard posed by the particular pollutant*** or pollutants involved;
8. The extent to which the current violation is part of a ***recurrent pattern*** of the same or similar type of violation committed by the violator.

The Department will consider each of the specific factors on a case-by-case basis. While all factors set forth in the statute will be considered, it is not necessary for all of the factors to be applicable before the maximum penalty may be assessed. A single factor may warrant the imposition of the maximum penalty. Furthermore, all factors, even if applicable in a given case, are not necessarily of equal weight in the Department's determination of a reasonable penalty.

COMMITMENT TO PUBLICIZING ENFORCEMENT ACTIONS

MARYLAND CITIZENS ENTRUST MDE with the responsibility of achieving compliance with the environmental laws of the State. With that in mind, the Department has an obligation to inform the public about the State's progress in achieving compliance with applicable federal and State requirements.

Commitment to Public Information

The Department will keep the public informed of activities that contribute to our mission of protecting the environment and public health. In addition to enforcement and compliance actions, the Department will publicize projects and actions that yield beneficial environmental results through cooperative partnerships and alliances with businesses, community groups, environmental groups, and others who are interested in environmental protection.

Individual Enforcement and Compliance Actions

The Department has established a process for the review and dissemination to news media sources of significant enforcement and compliance actions. The following factors are considered:

- *Significant Threats to Public Health or Environment* -- An action taken by the Department in response to acute and/or chronic conditions which cause significant damage to the environment, or which pose significant risks to public health;
- *Significant Public Interest* -- An action taken by the Department which, for any number of reasons, creates a high level of public interest; and,
- *Significant Penalty Impacts* -- An action taken by the Department which has significant economic impacts related to fine amounts, corrective action expenditures or other costs related to the violation(s) and the resulting enforcement action.

The Department responds to requests for information on any specific case as outlined in the State Public Information Act consistent with protections that apply to ongoing enforcement actions and proprietary business information.

In addition to routine press releases (available on MDE's web site at www.mde.State.md.us), the Department incorporates into its monthly newspaper, the *MDEnvironment*, a listing of enforcement actions and fines assessed. This is an effective way to provide enforcement information to a wide audience in a timely manner.

ENVIRONMENTAL AUDIT POLICY

THE MARYLAND DEPARTMENT OF THE ENVIRONMENT recognizes the benefit from companies that regularly evaluate their internal work processes for compliance with State environmental requirements. Equally as important as identifying violations is the reporting of such violations to MDE for proper and complete remediation and abatement. The Department encourages self-auditing as an effective environmental management technique. Companies that disclose environmental hazards to the Department, under specified requirements, may receive immunity from administrative penalties, pursuant to the Department's enforcement discretion.

This is not intended nor should it be interpreted to be a regulation as defined in Section 10-101, State Government Article. It sets forth criteria and guidelines to be used by the Department staff in settlement of enforcement cases, and does not confer any legal rights.

Statement of Guidance:

- A. The Department will not assess a civil penalty for violations of environmental requirements, which are voluntarily disclosed following an environmental audit if:
1. Disclosure is made within 21 days after the information or knowledge concerning the violation is discovered;
 2. Action is promptly initiated to correct or eliminate the violation and all public or environmental harm caused by the violation. If the violation cannot be fully corrected within 60 days, a compliance plan must be submitted to the Department within 60 days for review. Compliance with the plan must be maintained as approved by the Department;
 3. The applicant agrees in writing to take steps to prevent recurrence of the violation; and
 4. The regulated entity fully cooperates with the Department regarding investigation of the disclosed condition.
- B. Disclosure is considered voluntary if it is not required to be made in accordance with an established environmental requirement.

- C. The relief granted in Section A is not applicable if any of the following exist:
1. The disclosure was not voluntary as described in Section B;
 2. The violation was discovered by the Department or a third party prior to disclosure by the regulated entity to the Department or the disclosure was made after commencement of a federal, State or local agency inspection, investigation or request for information;
 3. The violation was committed willfully, wantonly, intentionally, knowingly, or with gross negligence by the regulated entity making the disclosure;
 4. Action is not promptly initiated and diligently pursued to correct or eliminate the violation;
 5. Significant environmental harm or a significant public health effect was caused by the violation or is imminent due to the violation;
 6. The specific or a closely related violation has occurred within the past three years at the same facility or the violation is part of a pattern of recurrent violations. For purposes of this section, violation includes any violations of a federal, State or local environmental law identified in a judicial or administrative order, consent agreement or order, complaint, or notice of violation, conviction or plea agreement; or
 7. The disclosure is made for a fraudulent purpose.
- D. The relief provided under this guidance shall not be applicable when the Department receives formal notification from the delegating federal agency of that agency's intention to propose rescission of the Department's authority over the federal environmental program.

MDE'S ENFORCEMENT PROCESS AND DEFINITIONS

ENFORCEMENT AND COMPLIANCE PROCESS

DESCRIBING ENFORCEMENT AND COMPLIANCE activities can be difficult, and measuring those activities is a challenge. Over the last 25 years a number of separate environmental programs were developed, some under federal law and still others under State law. Each of these programs has its own terminology and rules governing the type of sanctions and when they can be used. Also, many programs have some overlap with other programs.

The development of common policies across programs is difficult. The level of flexibility that a program has varies greatly and is usually written into federal or State law. What follows is a general explanation of how enforcement works at MDE and what is expected at each level. Keep in mind that some programs may vary from this model. A diagram of the enforcement process is included on page 30. It may be helpful to refer to the diagram when reading this document.

INSPECTIONS: The first step in determining a course of action is to conduct a site inspection, audit, record review, or spot check. The purpose of such activity is to determine whether a facility is in compliance with all applicable permits, regulations and statutes. During an inspection, an inspector may conduct a visual observation of a facility's operation, review records or take samples for analysis, or any combination thereof. The results of these activities constitute the Department's findings. At the conclusion of an inspection, a written record of these findings is prepared, either at the time of the inspection or at a later date. A copy of the written record is either presented to the facility before the inspector leaves or it is mailed.

POST-INSPECTION EVALUATION: At some point, either while the inspector is on the site or at a later date, the Department reviews the inspector's findings to determine whether the facility is in compliance with applicable requirements. The need to review findings also arises through other activities, such as the periodic submittal of self-monitoring reports by permittees. If the review determines that the facility is in compliance, no further action is warranted. If the post-inspection review reveals that a violation of an applicable requirement has occurred, a determination is made concerning the seriousness of the violation. Different courses of action are recommended for significant violations versus those that

are determined to be not significant. In most situations where a violation has occurred, a report of the violation is served on the facility. This report can either be the written record of the inspection itself or a separate document.

MINOR VIOLATIONS: Sometimes a violation is discovered that is minor in nature and does not have the potential to affect human or environmental health. These may include:

- Minor excursions from prescribed numerical standards.
- Minor record keeping violations.
- First offenses that present no imminent harm or potential harm to public health or the environment.
- Minor violations that can be corrected immediately or in short order.

Minor violations should not be confused with technical violations. Technical violations are often significant. For example, technical violations involving radiation or asbestos are frequently counted as “*significant*”. An intentional falsification of self-monitoring reports is considered significant. Also, repeated minor violations or recalcitrant behavior can be elevated to the significant violation status and appropriate enforcement actions are taken.

If a violation is minor and a facility is cooperative, the inspector can request that the facility correct the violation within a specified time frame. A follow-up inspection is then conducted or other measure taken until adequate assurance exists to verify that the correction has occurred. The inspector may request that a violation be corrected prior to leaving the facility, in which case no follow-up is needed. For certain technical matters, MDE provides assistance to help facilities achieve compliance with federal and State laws. If the facility needs technical assistance to correct a minor violation, the inspector can either provide the assistance directly, or arrange to have assistance provided at a later date. If a minor violation results in a Report of Observation, or similar document, it is not reported in this report as a violation. Many documented minor violations are tracked under the category of Compliance Assistance.

Minor violations may become significant if they are a part of a reoccurring pattern. Such a violation could become serious if it remains uncorrected or is only partially corrected at the time of a follow-up inspection. Whether this occurs is left to the judgment of the inspector (and/or supervisor) considering factors such as: past compliance history, willfulness of the violation, the degree of harm or potential harm, the ability of the facility to make timely corrections and any other appropriate factor.

SIGNIFICANT VIOLATIONS: Certain violations uncovered during an inspection are considered significant on their face. Examples of significant violations are:

- Major excursions from prescribed standards.
- Offenses that pose a direct threat to public health or the environment.
- An offense that is part of a pattern of chronic, non-compliant behavior.
- An offense that requires a significant amount of time or capital to correct.
- A violation deemed significant under federal criteria.

EVALUATION OF ENFORCEMENT OPTIONS: Once a violation has been deemed significant, it generally follows that enforcement action is warranted. An evaluation of the available enforcement options is conducted to determine the most appropriate course of conduct given the particulars of the situation. Generally the options available are:

- Issue a directive
- Issue a show-cause order
- Issue a corrective order
- Enter into a consent order
- Seek judicial relief
- Make criminal referral
- Assess a penalty (can be done in conjunction with the options above)
- Or in some circumstances no action

Some programs have specific sanctions spelled out in law. The enforcement option that is pursued depends on a variety of factors and circumstances, including: whether certain actions are prescribed by State/federal delegation or enforcement agreements, the severity of the violation, the degree of harm or potential harm to public health or the environment, the willingness of the facility to correct the violation, the past compliance history of the facility and the willfulness of the act. If a penalty is thought to be warranted, there are often factors, incorporated in the statute, that must be considered as part of the decision-making process.

There are rare occasions where circumstances require the Department to decline taking further action. It may be that upon a review of the available evidence, the Department's case is found to be too weak, or is precluded by statute of limitations, or other legal defenses. It is also possible that a case is more appropriately pursued by a federal oversight agency such as the EPA. These circumstances are, however, the exception, not the rule.

COMPLIANCE ASSISTANCE

Compliance assistance is both a valuable customer service and an efficient, effective way to improve environmental safeguards. Environment Article section 1-301(d) requires this report to “*include information on the type and number of contacts or consultations with businesses concerning compliance with State environmental laws.*” This section of the report generally identifies the types of contacts MDE has with businesses to help them come into compliance.

One specific form of contact between businesses and MDE’s enforcement and compliance inspectors is counted in the programs’ performance measures charts under the category of “*compliance assistance.*” As an element of MDE’s enforcement process, an inspector renders an identifiable and countable act of compliance assistance when he or she:

- (a) Documents a specific past or current violation which the regulated entity corrects in the absence of a formal enforcement action; or
- (b) Documents a specific action or actions which the regulated entity has the option of undertaking to prevent the likelihood of potential future violations, which action or actions the regulated entity undertakes voluntarily in such manner and within such time period as deemed acceptable by MDE in the absence of a formal enforcement action.

In either (a) or (b), the MDE inspector must document the manner in which the regulated entity voluntarily achieved compliance. This definition of “compliance assistance” has the advantage of being measurable, and objectively verifiable by a third party.

Beyond the enforcement process, the concept of compliance assistance also involves MDE’s public outreach and assistance activity which helps the regulated community understand the law and assists the regulated community in complying with the law’s requirements. Although the count of these public outreach activities is not included in this report, examples of these activities include:

The Environmental Permits Service Center which assists businesses that need MDE permits or approvals, to understand their responsibilities under the law and establish lines of communication between those businesses and the Department through which assistance may be sought and rendered.

The Department operates a Small Business Assistance Program (SBAP) which helps small businesses understand and comply with Maryland’s environmental programs and regulations, and provides pollution prevention and waste minimization information to businesses, explaining how businesses can save money and reduce environmental liabilities as well as the need for permits by

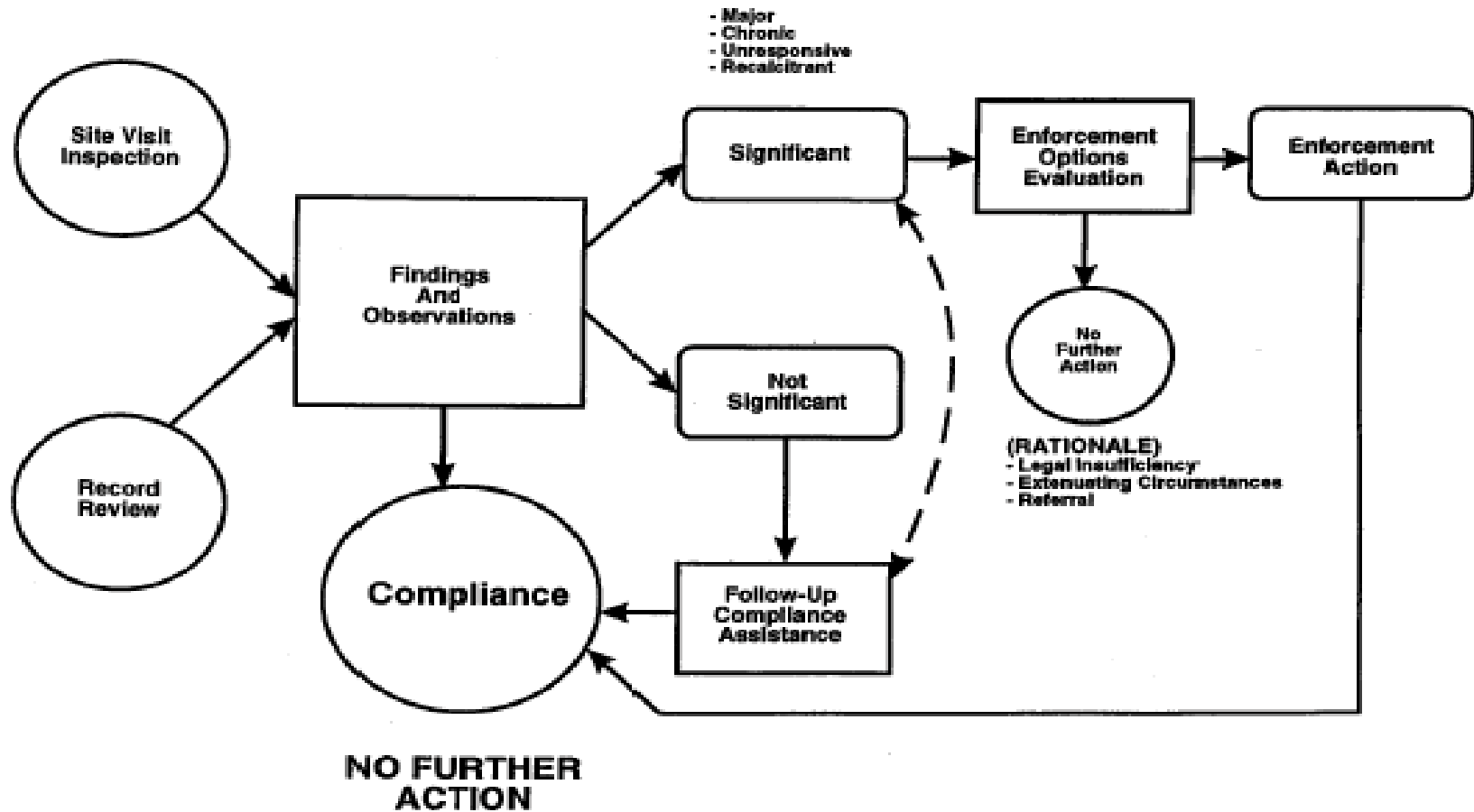
changing their operations to avoid creating pollution. In the past, the SBAP has conducted site visits and workshops to dry cleaners, auto body shops, printers, and metal platers. The SBAP is developing new outreach programs to focus on small business and industry sectors that have the potential to significantly impact the environment.

The Department publishes and distributes a *Business Guide to Environmental Permits and Approvals* which provides detailed information about each of MDE's permits, such as the purpose of the permit, the permit requirements, the permit application process, the standard turnaround time, the term of certification, the permit fee, and the Department contact for further information and assistance if needed. The Department has made a number of permit applications and instructions for completing them available through the Internet at MDE's website. The Department is also working to enable businesses to submit their permit applications via the Internet.

The Department partners with business organizations (such as the Maryland Dental Association) and community organizations (such as the Park Heights Citizens Planning and Housing Association) to design, offer and provide compliance assistance, education and training on environmental issues of concern to both the business and residential communities that may be impacted by specific business practices.

This page intentionally left blank.

ENFORCEMENT PROCESS



PERFORMANCE MEASURES CHART OVERVIEW AND DEFINITIONS

THE TASK OF EVALUATING the performance of the enforcement and compliance programs is difficult but not impossible. Three of MDE's administrations handle the bulk of the enforcement actions taken by the Department. For that reason we have broken down our evaluation of MDE's programs by media:

- Air:** This includes programs that deal with air pollution and radiation.
- Waste:** This includes oil control, solid and hazardous waste as well as the sewage sludge, scrap tire, lead poisoning, natural wood waste and Superfund remediation programs.
- Water:** This includes the drinking water, tidal and non-tidal wetlands, the NPDES program, coal and mineral mining, oil and gas exploration and production, water appropriation, waterway and floodplain construction, dam safety, stormwater management, sediment and erosion control programs.

The first step in assessing performance was the development of measures. This proved to be more difficult than anticipated because each program used different statistics to measure their performance. In an effort to gauge performance, and take a step forward to achieve consistency, the Department developed the Measures of Success program.

In 1997 the Department's first attempt was to create a consistent system of performance measurement. In that effort it was necessary to use three sets of definitions to adequately explain all of the statistics. Trying to implement 1997's system proved difficult and, as it turns out, unnecessarily complicated. The Department believes that the format employed for the last four years is better because it is simpler. The six pages of definitions used in the 1997 report continue to be valid, but they are not repeated here because the more generic definitions which follow are sufficient for purposes of this report. If the reader needs more details concerning specific categories of numbers as applied to any given program, the Department stands prepared to provide that detail on a program by program basis.

CHART FORMAT

Because of the many favorable comments received in the past, the Department continues to use the same chart format as used in previous years. The advantage of this format is that all programs are reporting their numbers in a consistent manner, making the information accessible to the reader without having to refer to different definitions. Repeated use of the same format also facilitates comparison of information from one year to the next, hopefully making enforcement activity trends more apparent.

The Logic of the Chart

The purpose of this document is to report and attempt to measure the performance of MDE's enforcement effort. Each program's performance chart consistently follows the same logic and is designed to give the citizens of Maryland a common sense, plain English, accounting of the program's activity. A blank example of the chart with the lines numbered to correspond to the following definitions can be found on page 36.

1. *Identify the total universe of facilities over which the program has regulatory responsibility.*

Lines 2 - 9

Line 3 shows the number of new permits or permit renewals issued during the year. Line 4 accounts for the total number of permits that were in effect at fiscal year end. Lines 5 through 9 are used by those programs that have regulatory responsibility for sites and facilities that are not required to obtain a formal permit.

2. *Count the number of inspections audits and spot checks conducted*

Lines 10 - 12

Lines 11 and 12 provide a count of the individual sites inspected and the total number of inspections conducted including record reviews, audits and spot check activities. It should be noted that a record review, audit, or spot check is counted the same as a full inspection for purposes of this report. Individuals familiar with these activities know that often a full inspection involves a whole set of activities including record reviews, interviews, and site visits. Because different types of inspections conducted by the various enforcement programs involve many diverse activities, the "number of inspections, audits, and spot checks" reported here includes some activities that do not amount to full formal inspections.

Also, the reason the number of inspections is often substantially higher than the number of sites is because some sites are inspected or checked more than one time during the year. Another reason is that some individual sites are sufficiently large or diverse to warrant having different portions of the site, or pieces of equipment, inspected separately.

3. *Compliance Profile*

Lines 13 – 16a

The Compliance profile portion of the chart is a snapshot of the overall compliance status of the facilities inspected during the fiscal year. Please note the addition of a new line 16a in this year's report. This is to accommodate the new enforcement "inspection coverage rate" measure. We purposely chose to number it as "16a" so that any comparisons to line numbers in previous years' reports may remain the same. The "inspection coverage rate" is defined as the ratio of sites inspected divided by the total number of sites in that program's universe. It is understood that "sites" may include other than a single physical location since many programs have regulatory oversight responsibility for things other than facilities. Line 14 identifies how many of the inspected sites were found with significant violations, providing a key element used to determine the overall compliance rate. The percentages on lines 15 and 16 show the percentage of inspected sites that had significant violations. If a site was found to have a significant violation it was counted as being out of compliance, even if the site was brought back into compliance later in the year. These percentages, along with the number of compliance assistance actions rendered, reflect some measure of how responsive the regulated community is to the Department's enforcement efforts.

4. *How many significant violations did the inspections, audits, and spot checks reveal?*

Lines 17 – 21

Lines 18 through 21 record the total number and nature of the significant violations the program identified during the Fiscal Year. Line 18 indicates how many significant violations resulted in an environmental or health impact. Line 19 counts how many significant violations were technical/preventative in nature. The distinction here is based on evidence or proof that the Department must present to establish the violation in a contested case. Cases which require proof of actual physical damage to the environment or a human being, such as samples, photographs, or direct observations of a discharge are counted as having an environmental or health impact. Cases in which documentary evidence such as falsified discharge monitoring reports, lack of permits, or failure to maintain records are counted as

technical/preventative on line 19. It is a mistake to infer that only environmental/health violations are significant and technical/preventive are not significant. Either can be considered significant or non-significant depending on the circumstances of the violations. The distinction between physical and technical violations is made to avoid the misperception that all violations involve pollution. This report reveals that a substantial amount of effort goes into enforcing the many technical requirements of the law.

The specific definition of what constitutes a **significant** violation ultimately rests with the individual programs that have unique statutory and regulatory threshold requirements. The Department's general definition of a significant violation is any violation that requires the Department to take some form of remedial or enforcement action to bring the facility into compliance. Consequently, the Department is under a self-imposed obligation to account for how it handles each and every significant violation. Line 20 accounts for the number of significant violations carried over from last year. Thus, adding lines 18 through 20, gives the total number of significant violations (line 21) which the program attempted to resolve during the fiscal year.

5. *How were those significant violations resolved? What did the Department do with them?*

Lines 22 - 24

Lines 23 and 24 answer the question of how many enforcement responses were concluded for significant violations in the fiscal year and how many are going to be carried over to next year. Resolved means that (1) an enforcement action or compliance assistance has been taken, and (2) the violator either has completed any required corrective action or has an executed agreement to take the corrective action and has begun bringing the site back into compliance.

An ongoing enforcement response is one that is still in process and the site or violator has not taken adequate steps to correct the violation. Cases remain ongoing if the violator does not respond to the Department's initial violation notification; hearings have been scheduled and not yet held, or; the hearing is complete and the violator has chosen to appeal the order. Simply put, the "ongoing" enforcement responses are those not yet finished.

6. *Use of Enforcement Tools*

Lines 25 – 31

The Department has a number of different enforcement tools that can be used to achieve compliance. Line 26 captures how often the program used

compliance assistance. Compliance assistance is rendered when written documentation states that the correction has been made or commenced. This tool allows MDE to bring facilities into compliance without the necessity of resorting to formal enforcement actions. It is often implemented in less time and may reduce the environmental consequences of the violation. This number does not necessarily correspond to the number of significant violations found because potential problems, which have not yet become violations, when corrected and documented, are counted as compliance assistance.

Lines 27 through 29 cover specific types of enforcement actions that are required to be reported under Environment Article Section 1-301(d).

Line 30 is the number of penalty actions and other enforcement actions not specifically designated above. These actions are primarily penalty actions, but they also include various forms of remedial requirements that do not fit the descriptions of the actions named in the statute.

Line 31 records how often the program referred a matter to the Environmental Crimes Unit of the Attorney General's Office for possible criminal prosecution. These are not counted as resolved until there is a completed criminal case or the Crimes Unit has declined to take a criminal action, returned the case to the program and the program has taken an alternative form of enforcement.

7. Penalties

Line 32 - 33

Line 33 discloses the amount of administrative or civil penalties obtained. This means monies collected during the fiscal year. The penalties recorded here may have been imposed in prior years but are collected in whole or in part during the reporting year.

EXAMPLE – PERFORMANCE MEASURES CHART

1	
2	<u>PERMITTED SITES/FACILITIES</u>
3	Number of Permits/Licenses issued
4	Number of Permits/Licenses in effect at Fiscal Year End
5	<u>OTHER REGULATED SITES/FACILITIES</u>
6	(other sites)
7	(other sites)
8	(other sites)
9	(other sites)
10	<u>INSPECTIONS</u>
11	Number of Sites Inspected
12	Number of Inspections, Audits, Spot Checks
13	<u>COMPLIANCE PROFILE:</u>
14	Number of Inspected Sites/Facilities with Significant Violations
15	% of Inspected Sites/Facilities in Significant Compliance
16	% of Inspected Sites/Facilities with Significant Violations
16a	Inspection coverage Rate
17	<u>SIGNIFICANT VIOLATIONS</u>
18	Number of Significant Violations involving Environmental or Health Impact
19	Number of Significant Violations based on Technical/Preventative Deficiencies
20	Number of Significant Violations carried over awaiting disposition from Previous Fiscal year
21	Total
22	<u>DISPOSITION OF SIGNIFICANT VIOLATIONS</u>
23	Resolved
24	Ongoing
25	<u>ENFORCEMENT ACTIONS</u>
26	Number of Compliance Assistance rendered
27	Number of Show Cause, Remedial, Corrective Actions Issued
28	Number of Stop Work Orders
29	Number of Injunctions Obtained
30	Number of Penalty and Other Enforcement Actions
31	Number of referrals to Attorney General for possible Criminal Action
32	<u>PENALTIES</u>
33	Amount of Administrative or Civil Penalties obtained

ENVIRONMENT ARTICLE

§1-301(d) Report on Enforcement Activities.

(1) (i) On or before October 1 of each year, the Secretary, in consultation with the Attorney General, shall submit to the Legislative Policy Committee, in accordance with §1-246 of the State Government Article, a report on enforcement activities conducted by the Department during the previous fiscal year.

(ii) The report shall:

1. Include the information required under this subsection and any additional information concerning environmental enforcement that the Secretary decides to provide;

2. Be available to the public as soon as it is forwarded to the Legislative Policy Committee;

3. Include information on the total number of permits and licenses issued by or filed with the Department at any time and still in effect as of the last date of the fiscal year immediately preceding the date on which the report is filed;

4. Include information concerning specific enforcement actions taken with respect to the permits and licenses during the immediately preceding fiscal year; and

5. Include information on the type and number of contacts or consultations with businesses concerning compliance with State environmental laws.

(iii) The information required in the report under paragraph (3) of this subsection shall be organized according to each program specified.

(2) The report shall state the total amount of money as a result of enforcement actions, as of the end of the immediately preceding fiscal year:

(i) Deposited in the Maryland Clean Air Fund;

(ii) Deposited in the Maryland Oil Disaster Containment, Clean-up and Contingency Fund;

(iii) Deposited in the Nontidal Wetland Compensation Fund;

(iv) Deposited in the Maryland Hazardous Substance Control Fund;

(v) Recovered by the Department from responsible parties in accordance with §7-221 of this article;

(vi) Deposited in the Sewage Sludge Utilization Fund; and

(vii) Deposited in the Maryland Clean Water Fund.

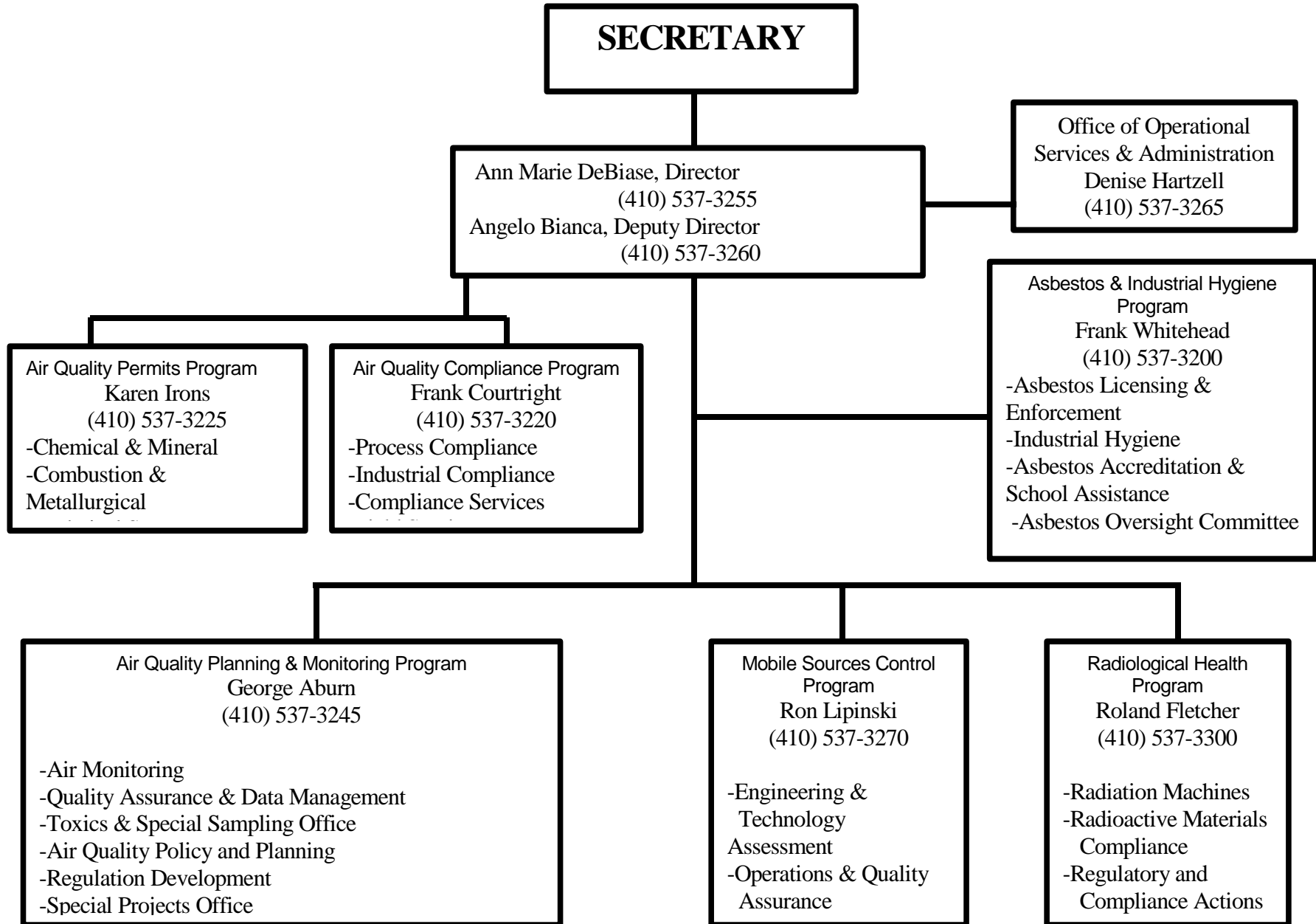
(3)(i) The report shall include the information specified in subparagraphs (ii), (iii), (iv), and (v) of this paragraph for each of the following programs in the Department:

1. Ambient air quality control under Title 2, Subtitle 4 of this article;
 2. Oil pollution under Title 4, Subtitle 4 of this article;
 3. Nontidal wetlands under Title 5, Subtitle 9 of this article;
 4. Asbestos under Title 6, Subtitle 4 of this article;
 5. Lead paint under Title 6, Subtitle 8 of this article;
 6. Controlled hazardous substances under Title 7, Subtitle 2 of this article;
 7. Water supply, sewerage systems, and refuse disposal systems under Title 9, Subtitle 2 of this article;
 8. Water discharges under Title 9, Subtitle 3 of this article;
 9. Drinking water under Title 9, Subtitle 4 of this article; and
 10. Wetlands under Title 16, Subtitle 2 of this article.
- (ii) For each of the programs set forth in subparagraph (i) of this paragraph, the Department shall provide the total number or amount of:
1. Final permits or licenses issued to a person or facility, as appropriate, and not surrendered, suspended or revoked;
 2. Inspections, audits, or spot checks performed at facilities permitted;
 3. Injunctions obtained;
 4. Show cause, remedial, and corrective action orders issued;
 5. Stop work orders;
 6. Administrative or civil penalties obtained;
 7. Criminal actions charged, convictions obtained, imprisonment time ordered, and criminal fines received; and
 8. Any other actions taken by the Department to enforce the requirements of the applicable environmental program, including:
 - A. Notices of the removal or encapsulation of asbestos under §6-414.1 of this article; and
 - B. Actions enforcing user charges against industrial users under §9-341 of this article.
- (iii) In addition to the information required in subparagraph (ii) of this paragraph, for the Lead Paint Program under Title 6, Subtitle 8 of this article, the report shall include the total number or amount of:
1. Affected properties registered; and
 2. Inspectors or other persons accredited by the Department, for whom accreditation has not been surrendered, suspended, or revoked.
- (iv) In addition to the information required in subparagraph (ii) of this paragraph, for the Controlled Hazardous Substances Program under Title 7, Subtitle 2 of this article, the report shall include the following lists, updated to reflect the most recent information available for the immediately preceding fiscal year:
1. Possible controlled hazardous substance sites compiled in accordance with §7-223 (a) of this article.
 2. Proposed sites listed in accordance with §7-223 (c) of this article at which the Department intends to conduct preliminary site assessments; and
 3. Hazardous waste sites in the disposal site registry compiled in accordance with §7-223 (f) of this article;
- (v) In addition to the information required in subparagraph (ii) of this paragraph, for the Drinking Water Program, the report shall include the total number of:
1. Actions to prevent public water system contamination or to respond to a Safe Drinking Water Act emergency under §§9-405 and 9-406 of this article; and
 2. Notices given to the public by public water systems under §9-410 of this article.



**AIR AND RADIATION MANAGEMENT
ADMINISTRATION**

AIR AND RADIATION MANAGEMENT ADMINISTRATION ORGANIZATION CHART



Ambient Air Quality Control

PURPOSE

There are approximately 10,000 stationary sources of air emissions registered in Maryland. The Air Quality Compliance Program is responsible for ensuring that these sources comply with applicable air pollution control requirements. Approximately 200 of these sources emit more than 95% of all the pollutants emitted from stationary sources. These 200 high-emitting sources and an additional nearly 400 priority sources are the primary focus of this program. The additional priority sources are selected due to concerns regarding potential emissions, toxic air pollutant emissions, potential for nuisance impact, impact on the general welfare, or are considered to have the potential for significant risk to public health or the environment. Combined, this group of nearly 600 sources includes facilities such as large industrial operations, paper mills, asphalt plants and incinerators. This group varies slightly in number from year to year due to sources reducing emissions or using less toxic materials to the point where they are no longer considered priority sources and thus do not demand close scrutiny. The remainder of the 10,000 sources are generally smaller in terms of their emissions or their impacts and are considered to be of potential low risk to public health or the environment. Examples of these smaller sources include dry cleaning operations, charbroilers, small boilers, paint spray booths, and degreasing machines. For this reason, performance measures information is presented in two categories, *High Impact Air Emission Facilities* and *Low Impact Air Emission Facilities*.

AUTHORITY

FEDERAL: Clean Air Act, Title I, Section 110

STATE: Environment Article, Title 2; COMAR 26.11

PROCESS

In inspecting facilities, a major focus is given to those approximately 600 sources described above that are considered a potential significant risk to public health or the environment. Often, multiple inspections are performed at these sources over the course of a year. Inspections are both announced and unannounced, depending on the nature and purpose of the inspection. Attention is given to smaller, lower risk sources through special initiatives that focus on inspecting all sources within a particular source category, spot-checks of a percentage of sources in a category where the category contains a large number of small sources, and the education of trade groups and equipment operators and owners.

CONTRIBUTES TO MANAGING FOR RESULTS

Goal #6: Ensuring the Air is Safe to Breathe.

SUCCESSSES / CHALLENGES

A major focus of the Air Program this year has been ensuring compliance with the requirements of new federal operating permits ("Title V permits") that have been recently issued. These comprehensive permits, required by the federal clean air act for large sources of air pollution, contain all applicable air pollution requirements. They often also contain extensive monitoring, record keeping, and reporting requirements to ensure

continuing compliance with air quality requirements. In inspecting facilities with Title V permits, the Air Program determined that there was an unexpectedly high degree of non-compliance with these permits, primarily in the monitoring, record keeping, and reporting areas. While many facilities were compliant with their Title V permits, there were enough non-compliant facilities to cause a noticeable decrease in the compliance rate at high impact facilities from about 97% in the previous two years to 94% this year. Enforcement actions for these Title V permit violations resulted in an increase in the number of actions against high impact facilities this year.

The penalty total for high impact sources this year is consistent with the amount collected two years ago, rebounding from last year's lower number. An effort to enforce new federal air toxics requirements at larger sources resulted in several large enforcement actions with significant penalty settlements.

Regarding low impact facilities, there was also an increase in documented violations, with a concomitant decrease in compliance rate, this year. This was caused predominantly by an initiative conducted by the Air Program at dry cleaning facilities in the state. There are a large number of dry cleaning facilities (about 700 in Maryland), most of which are subject to federal air toxics requirements. Following previous outreach and education efforts, the Air Program this year embarked on a formal inspection and enforcement program at a small subset of these dry cleaners. This resulted in the documentation of a number of violations, primarily for monitoring and record keeping violations, at these facilities. Another category of low impact sources is gasoline dispensing facilities subject to Stage II vapor recovery requirements. This is a large source category, with approximately 1,700 impacted sources required to use Stage II vapor recovery controls. Due to limited resources, the Air Program is only able to inspect a small portion of these sources. Failure to maintain proper records was a common finding at these facilities. The large increase in the number of compliance assistance activity is a result of efforts in the Stage II area.

The Air Program used Supplemental Environmental Projects (SEP) in the settlement of four of its enforcement actions this year. A SEP is an environmentally beneficial project implemented by a facility in lieu of a portion of a penalty payment to settle an air quality enforcement action. The largest SEP was in the amount of \$198,000 for replacement of ozone-depleting refrigeration and air conditioning systems as well as a paving project to reduce particulate matter emissions. Another SEP was for installation of \$75,000 worth of solar heating equipment in schools. Finally, several smaller SEPs (\$10,000 and \$2,000) were used to provide training to other regulated entities about proper compliance with the relevant regulations.

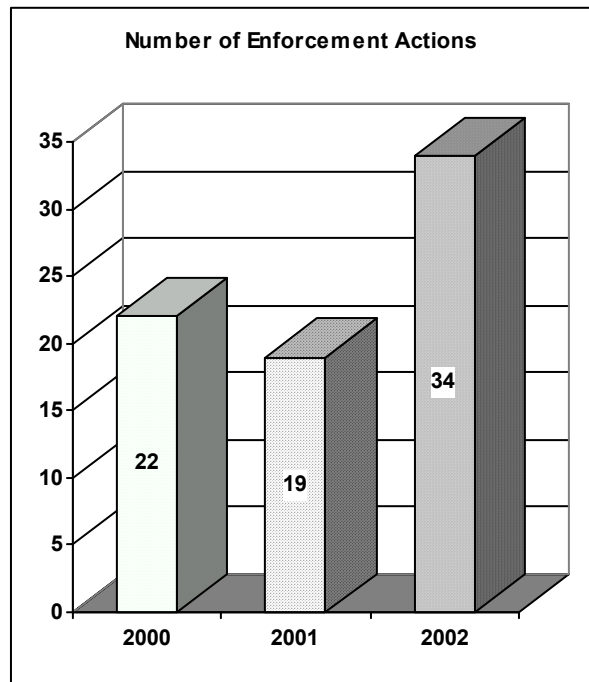
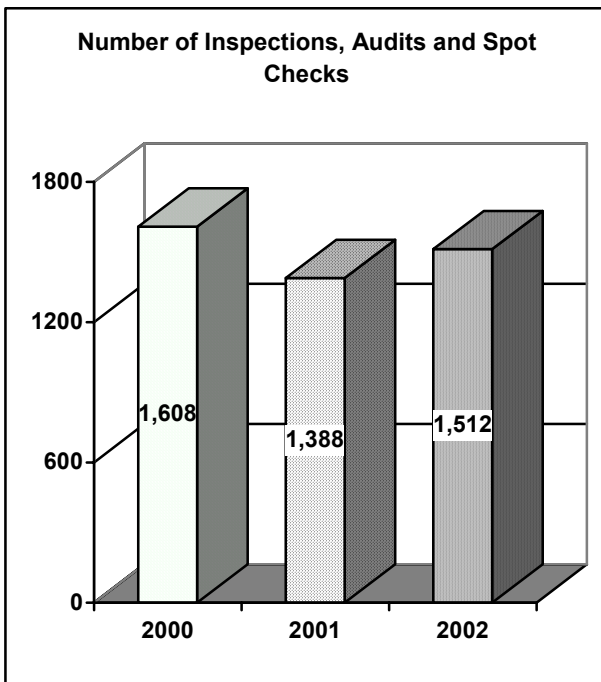
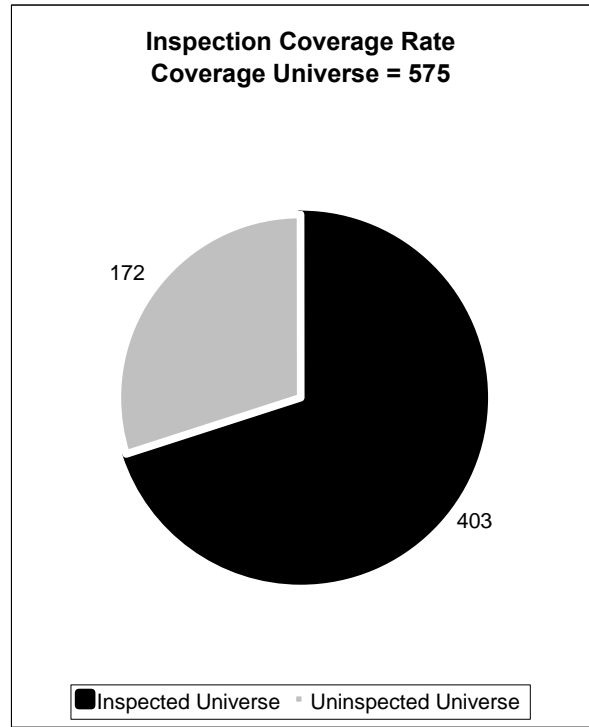
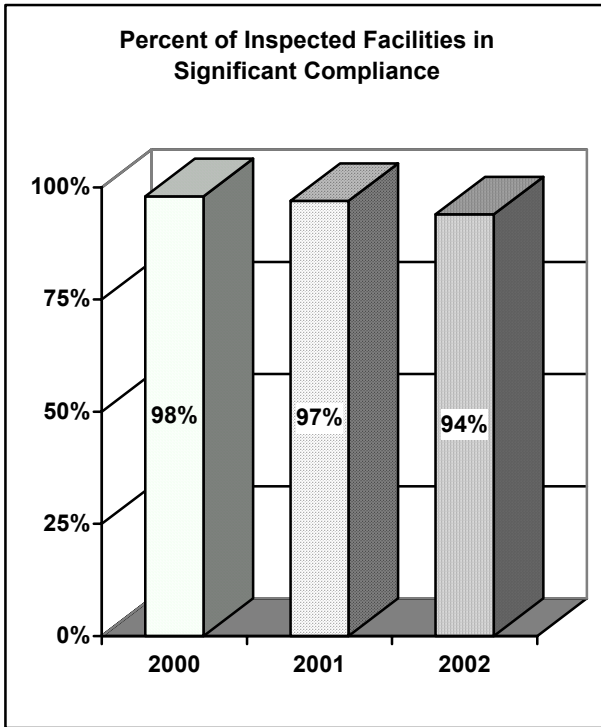
This page intentionally left blank.

Ambient Air Quality Control High Impact Facilities

	2002 Totals
<u>PERMITTED SITES/FACILITIES</u>	
Number of Permits/Registrations issued	575
Number of Permits/Registrations in effect at Fiscal Year End	296
	3,394
<u>OTHER REGULATED SITES/FACILITIES</u>	
None	
<u>INSPECTIONS</u>	
Number of Sites inspected	403
Number of Inspections, Audits, Spot Checks	1,512
<u>COMPLIANCE PROFILE:</u>	
Number of Inspected Sites/Facilities with Significant Violations	26
% of Inspected Sites/Facilities in Significant Compliance	94%
% of Inspected Sites/Facilities with Significant Violations	6%
Inspection coverage Rate *	70%
<u>SIGNIFICANT VIOLATIONS</u>	
Number of Significant Violations involving Environmental or Health Impact	11
Number of Significant Violations based on Technical/Preventative Deficiencies	34
Number of Significant Violations carried over awaiting disposition from Previous Fiscal year	7
Total	52
<u>DISPOSITION OF SIGNIFICANT VIOLATIONS</u>	
Resolved	30
Ongoing	22
<u>ENFORCEMENT ACTIONS</u>	
Number of Compliance Assistance rendered	82
Number of Show Cause, Remedial, Corrective Actions issued	9
Number of Stop Work Orders	0
Number of Injunctions obtained	0
Number of Penalty and Other Enforcement Actions	25
Number of Referrals to Attorney General for possible Criminal Action	0
<u>PENALTIES</u>	
Amount of Administrative or Civil Penalties obtained	\$450,300

* Coverage rate is computed as the number of sites inspected divided by the total number of permitted sites/facilities.

Ambient Air Quality Control High Impact Facilities

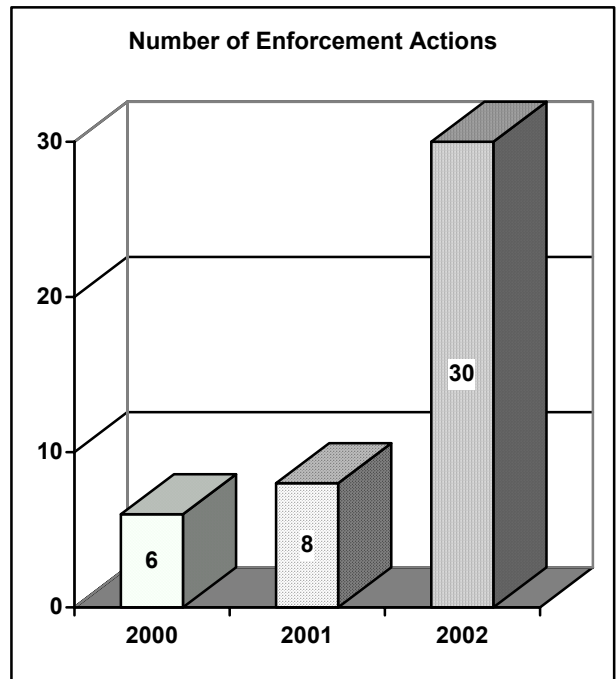
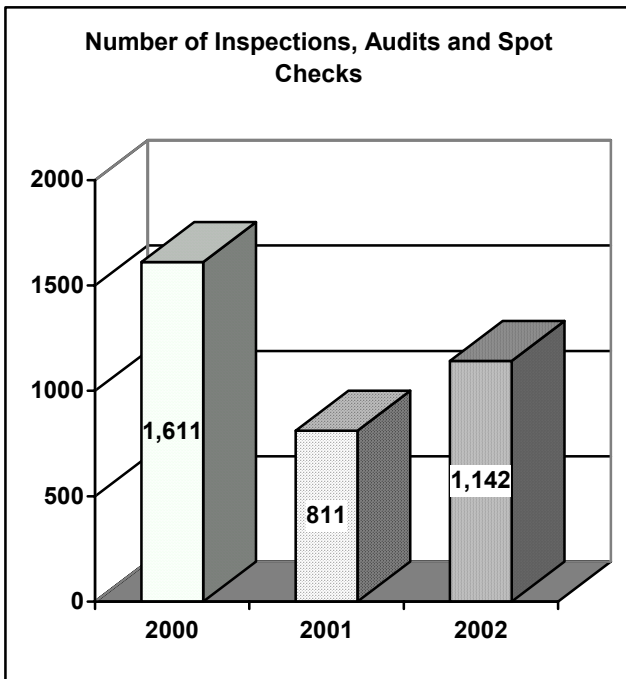
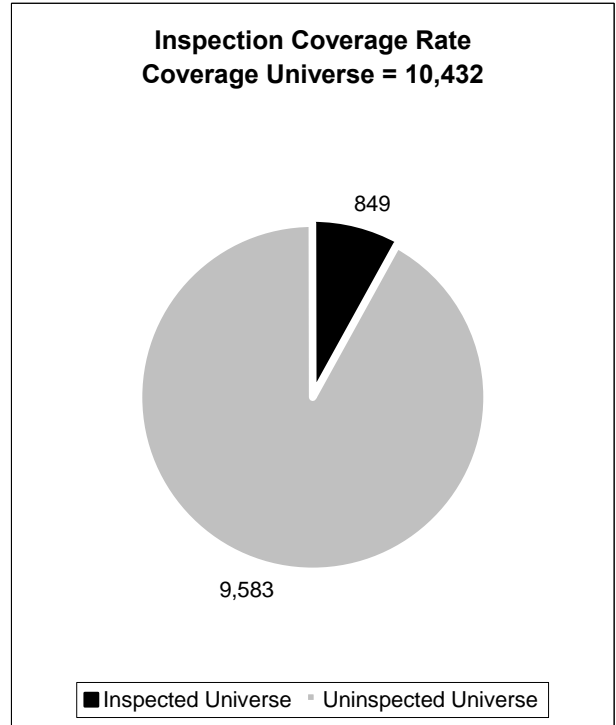
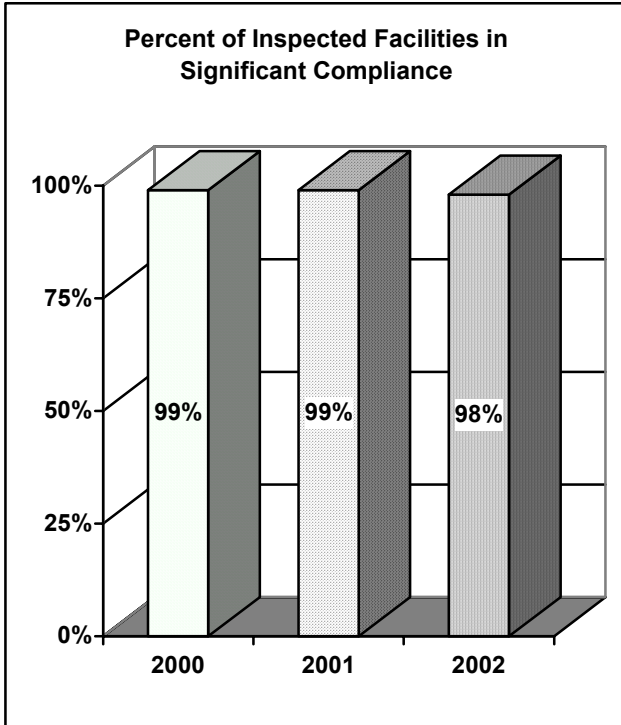


Ambient Air Quality Control Low Impact Facilities

	2002 Totals
<u>PERMITTED SITES/FACILITIES</u>	10,432
Number of Permits/Registrations issued	466
Number of Permits/Registrations in effect at Fiscal Year End	17,024
<u>OTHER REGULATED SITES/FACILITIES</u>	
None	
<u>INSPECTIONS</u>	
Number of Sites inspected	849
Number of Inspections, Audits, Spot Checks	1,142
<u>COMPLIANCE PROFILE:</u>	
Number of Inspected Sites/Facilities with Significant Violations	17
% of Inspected Sites/Facilities in Significant Compliance	98%
% of Inspected Sites/Facilities with Significant Violations	2%
Inspection coverage Rate *	8%
<u>SIGNIFICANT VIOLATIONS</u>	
Number of Significant Violations involving Environmental or Health Impact	16
Number of Significant Violations based on Technical/Preventative Deficiencies	13
Number of Significant Violations carried over awaiting disposition from Previous Fiscal year	6
Total	35
<u>DISPOSITION OF SIGNIFICANT VIOLATIONS</u>	
Resolved	20
Ongoing	15
<u>ENFORCEMENT ACTIONS</u>	
Number of Compliance Assistance rendered	204
Number of Show Cause, Remedial, Corrective Actions issued	7
Number of Stop Work Orders	0
Number of Injunctions obtained	0
Number of Penalty and Other Enforcement Actions	23
Number of Referrals to Attorney General for possible Criminal Action	0
<u>PENALTIES</u>	
Amount of Administrative or Civil Penalties obtained	\$36,850

* Coverage rate is computed as the number of sites inspected divided by the total number of permitted sites/facilities.

Ambient Air Quality Control Low Impact Facilities



Air Quality Complaints

PURPOSE

In addition to the approximately 10,000 registered or permitted sources of air emissions in Maryland, there are numerous potential sources of air pollution that are not required to be registered or permitted by the Department. Examples include some composting operations, construction sites, open burning activities, hot-tar roofing operations, material storage piles, welding and burning activities, and certain portable operations of short duration. These sites or activities can create nuisance conditions such as odors or fugitive dust. The Air Pollution Complaints Program responds to complaints regarding nuisance odors and dust from both permitted and non-permitted operations. About 1,000 air quality complaints are received each year. After investigation, some complaints reveal no basis for potential harm to environment or public health, but will be addressed to reduce nuisance conditions to neighbors or communities.

AUTHORITY

STATE: Environment Article, Title 2; COMAR 26.11

PROCESS

Complaints are addressed in a number of ways. A complaint situation may be of sufficient severity to warrant an immediate site visit. Complaints arising from severe nuisance situations generally result in the Department receiving multiple and separate complaints for a single situation. A complaint situation can also be a sporadic occurrence, which may lead to increased surveillance of a site in an attempt to verify the existence of a problem, which could then generate a need to conduct a formal inspection. Some complaints, particularly where only an explanation of what is allowed is needed, can be resolved through phone contact or letters. If the complaint investigation reveals a violation at a permitted site, the violation and subsequent enforcement action is counted under the ambient air quality control program's performance measures chart.

Only those violations which occur at non-permitted sites are counted here. Most violations in this category are related to open burning activities or the creation of off-site nuisances caused by odors or dust from sites. Violations such as these rarely result in actual harm, but have the potential to cause harm to the environment or public health, and on this basis are included in this report. Nearly all violations in this program are resolved without the need to take enforcement action, as they generally relate to short-lived activities, are quickly corrected (often at the time of inspection), do not reoccur, and result in no actual harm to public health or the environment.

CONTRIBUTES TO MANAGING FOR RESULTS

Goal #6: Ensuring the Air is Safe to Breathe.

SUCSESSES / CHALLENGES

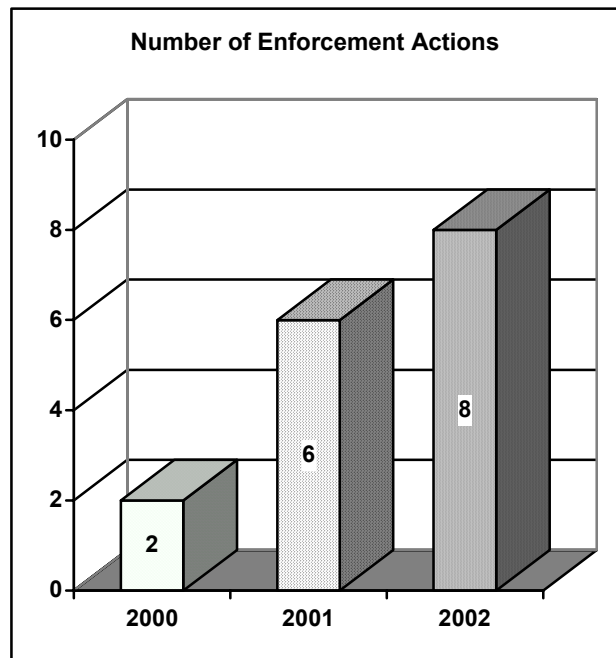
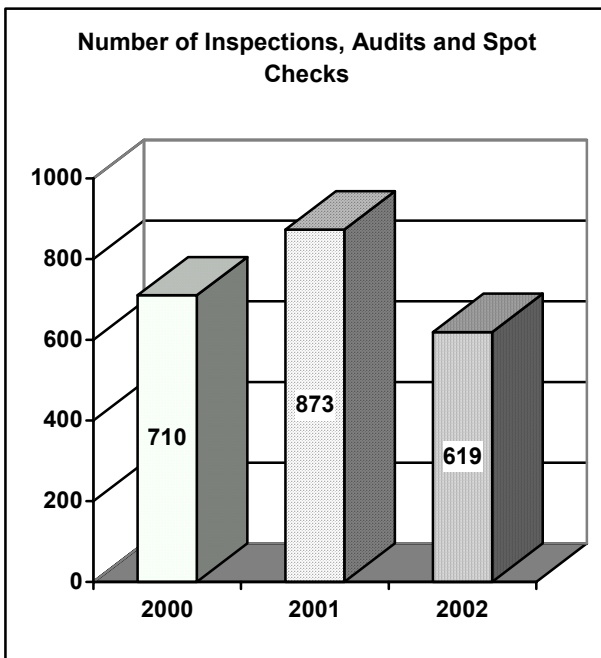
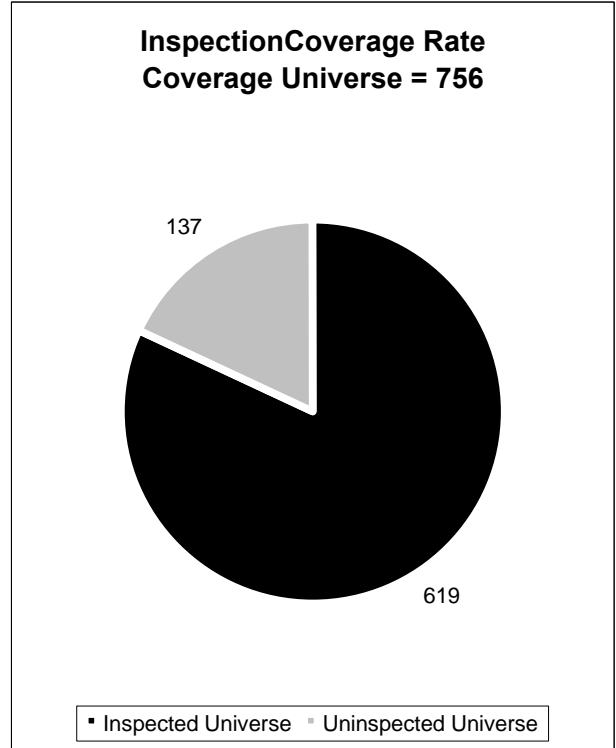
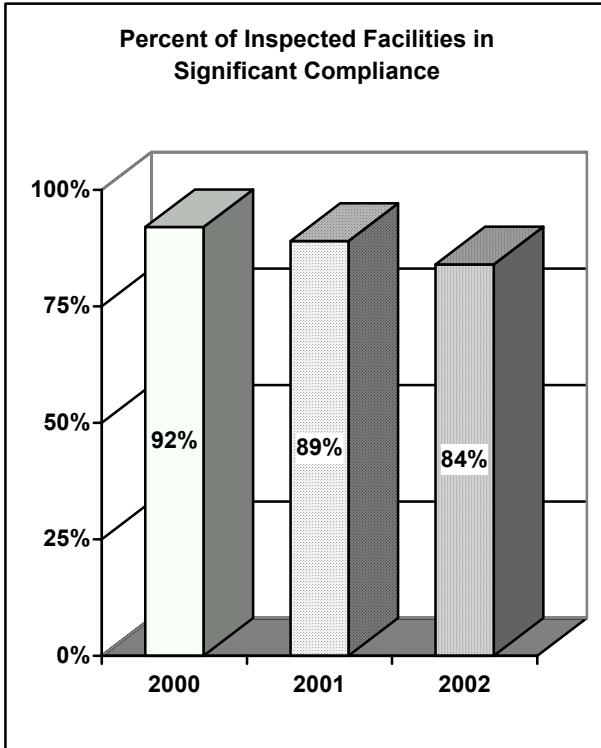
The Air Program responded to an increased number of complaints regarding illegal open burning this year. Specifically, burning debris caused by the tornado in La Plata, resulted in a significant number of complaints. This resulted in an increased number of enforcement actions and higher penalty totals for the year. One criminal action for open burning was addressed this year, pushing the penalty total higher for this year. A challenge for this Program this year was increased dust complaints due to the drought. Lack of rainfall required the Air Program to work closely with facilities to ensure more pro-active measures to control dust emissions.

Air Quality Complaints

	2002 Totals
<u>PERMITTED SITES/FACILITIES</u>	
Number of Permits/Licenses issued	n/a
Number of Permits/Licenses in effect at Fiscal Year End	n/a
<u>OTHER REGULATED SITES/FACILITIES</u>	
Complaints received at all sites	1,060
Complaints received at unregistered/unpermitted sites	756
<u>INSPECTIONS</u>	
Number of Sites inspected	328
Number of Inspections, Audits, Spot Checks	619
<u>COMPLIANCE PROFILE:</u>	
Number of Inspected Sites/Facilities with Significant Violations	51
% of Inspected Sites/Facilities in Significant Compliance	84%
% of Inspected Sites/Facilities with Significant Violations	16%
Inspection coverage Rate *	82%
<u>SIGNIFICANT VIOLATIONS</u>	
Number of Significant Violations involving Environmental or Health Impact	72
Number of Significant Violations based on Technical/Preventative Deficiencies	2
Number of Significant Violations carried over awaiting disposition from Previous Fiscal year	21
Total	95
<u>DISPOSITION OF SIGNIFICANT VIOLATIONS</u>	
Resolved	60
Ongoing	35
<u>ENFORCEMENT ACTIONS</u>	
Number of Compliance Assistance rendered	79
Number of Show Cause, Remedial, Corrective Actions issued	1
Number of Stop Work Orders	0
Number of Injunctions obtained	0
Number of Penalty and Other Enforcement Actions	7
Number of Referrals to Attorney General for possible Criminal Action	0
<u>PENALTIES</u>	
Amount of Administrative or Civil Penalties obtained	\$17,700

* Coverage is computed as the number of complaint inspections (619) divided by the number of complaints received at unregistered sites (756). This represents the coverage rate for complaints at unregistered sites, which is the basis for the other compliance/enforcement data on this page..

Air Quality Complaints



Asbestos

PURPOSE

The Asbestos and Industrial Hygiene Program manages the licensing of asbestos removal contractors and oversees their efforts when removing or encapsulating asbestos to assure that asbestos is handled in a manner that is protective of human health. Any project that involves demolition or the removal of more than 240 linear feet or more than 160 square feet of asbestos-containing material is subject to federal safety standards under EPA's National Emission Standards for Hazardous Air Pollutants (NESHAP) program. All projects are subject to additional requirements under state laws and regulations. Projects can range from something as small as a single pipe wrapping to a major removal project at a power plant or similarly large facility.

AUTHORITY

FEDERAL: Clean Air Act, Title 1, Section 112

STATE: Environment Article, Title 6, Subtitle 4; COMAR 26.11

PROCESS

Removing or encapsulating asbestos is required to be done by a contractor licensed by MDE for such purposes. The contractor is required to notify the Department of the location of the activity and the approximate amount of asbestos-containing material to be removed or encapsulated prior to undertaking the work. From the information contained in the notification, the Department will determine whether the project is required to meet federal safety standards. Approximately 25% to 30% of all asbestos projects undertaken are subject to federal program requirements. Projects subject to such requirements are considered a priority and an inspection will generally take place. Priority is also given to inspecting contractors with poor performance records, projects in close proximity to other priority projects (for inspection efficiency) and projects for which complaints have been lodged. The focus of an inspection is on determining whether a contractor is adhering to strict safety standards designed to protect workers and the public from exposure to asbestos. Because there is no safe level of exposure to asbestos, almost any violation is considered significant.

CONTRIBUTES TO MANAGING FOR RESULTS

Goal #6: Ensuring the Air is Safe to Breathe.

SUCCESSSES / CHALLENGES

Contractors intending to abate asbestos are required to notify MDE. MDE inspects as many of these projects as possible, generally focusing on the more substantial projects. In FY 2002, the Program inspected 38% of sites that provided notification to MDE vs. 31% in FY 2001. The compliance rate for FY 2002 is up at 94%. The penalty amount is a significant increase over past years due to a single large enforcement action, which may not be indicative of a trend.

INSPECTION COVERAGE RATE

The inspection coverage rate is computed as the number of sites inspected divided by the number of notifications. Please note that the program receives notifications for any amount of asbestos that is disturbed, this will include notifications for 1-2 feet of removal in which the project will last for maybe about 2 hours, to notifications for thousands of linear and square feet, in which the project will last for up to 12 months. State law governs the small notifications and the contractor is only required to notify the Department before the project begins. The larger projects are governed by federal requirements and the contractor is required to notify at least 10 days prior to beginning the project. It is more likely that an inspection will take place at a site where removal will last a day or more. The Program is required by law to annually inspect at least one asbestos removal project by each contractor. The Program meets this requirement.

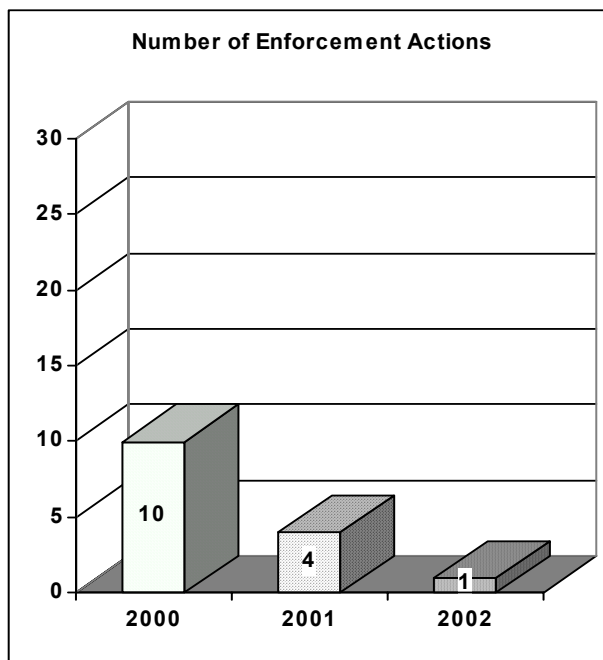
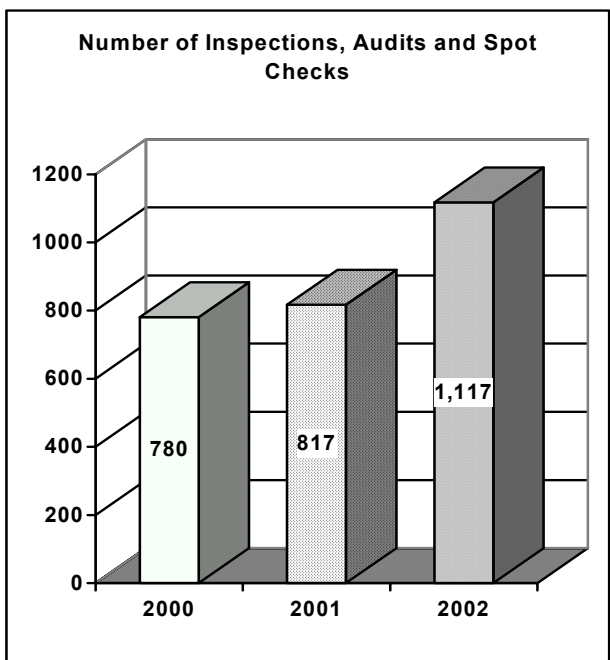
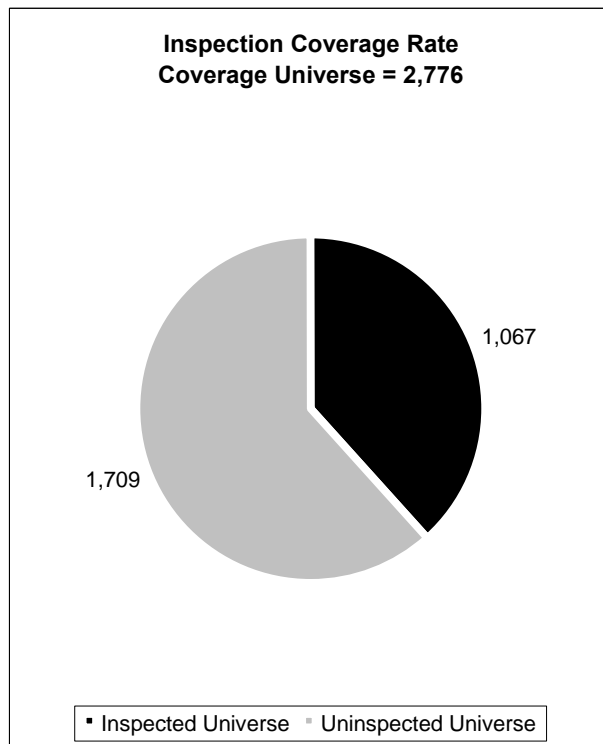
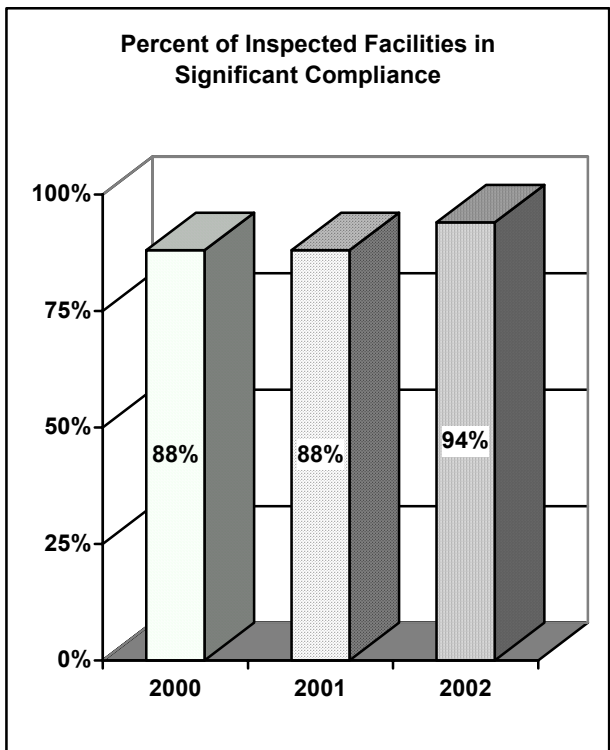
Asbestos

	2002 Totals
<u>PERMITTED SITES/FACILITIES</u>	
Number of Permits/Licenses issued *	171
Number of Permits/Licenses in effect at Fiscal Year End	181
<u>OTHER REGULATED SITES/FACILITIES</u>	
Number of asbestos removal notifications received	2,776
<u>INSPECTIONS</u>	
Number of Sites inspected	1,067
Number of Inspections, Audits, Spot Checks	1,117
<u>COMPLIANCE PROFILE:</u>	
Number of Inspected Sites/Facilities with Significant Violations	66
% of Inspected Sites/Facilities in Significant Compliance	94%
% of Inspected Sites/Facilities with Significant Violations	6%
Inspection coverage Rate **	38%
<u>SIGNIFICANT VIOLATIONS</u>	
Number of Significant Violations involving Environmental or Health Impact	67
Number of Significant Violations based on Technical/Preventative Deficiencies	0
Number of Significant Violations carried over awaiting disposition from Previous Fiscal year	30
Total	97
<u>DISPOSITION OF SIGNIFICANT VIOLATIONS</u>	
Resolved	68
Ongoing	29
<u>ENFORCEMENT ACTIONS</u>	
Number of Compliance Assistance rendered	97
Number of Show Cause, Remedial, Corrective Actions issued	3
Number of Stop Work Orders	0
Number of Injunctions obtained	0
Number of Penalty and Other Enforcement Actions	1
Number of Referrals to Attorney General for possible Criminal Action	2
<u>PENALTIES</u>	
Amount of Administrative or Civil Penalties obtained	\$91,110

* Number of contractor licenses issued in FY

** Coverage rate is computed as the number of sites inspected divided by the number of asbestos removal notifications received.

Asbestos





Radiological Health Program (RHP)

Radiation Machines Division

PURPOSE

The RHP's Radiation Machines Division (RMD) mission is to regulate man-made electronic sources of radiation so as to minimize the amount of radiation exposure to the general public. These sources include dental and veterinary x-ray machines, mammography machines, radiation machines used in medical settings to diagnose or treat illnesses, and radiation emitting devices used in research or industry.

State regulations, which derive in part from federal statutory requirements, require that all radiation exposures be "As Low As Reasonably Achievable" (ALARA). Such a requirement is necessary since excess radiation exposure can cause adverse health effects. Radiation protection is based on evidence that receiving numerous small exposures over time may have a detrimental effect similar to receiving a single large exposure since the radiation dose is cumulative. Although medical benefits of radiation diagnostic, therapy and treatment procedures far outweigh the potential risk of sustained biological damage, it is prudent to take every reasonable precaution when dealing with radiation. Documented human health impacts from radiation machine procedures have been rare but are on the rise with the increase in the use of fluoroscopic procedures to replace invasive surgical procedures.

AUTHORITY

FEDERAL: Radiation Control for Health and Safety Act of 1968, 21-CFR-1000; Mammography Quality Standards Act; 21-CFR-900

STATE: Environment Article, Title 8 "Radiation"; COMAR 26.12. Radiation Management

PROCESS

Dental and veterinary x-ray machines are inspected by the RMD on a 3-year cycle. Under a contractual arrangement with the U.S. Food and Drug Administration (FDA), mammography machines in facilities certified by the FDA are inspected annually by the RMD. The mammography inspection reports are provided to the FDA for follow up enforcement actions. The FDA's enforcement actions are not included in the statistics presented in this report. Inspections of all radiation-emitting machines in hospitals, private medical or industrial facilities and academic institutions are performed by private inspectors licensed by the RMD. Licensing requirements include a review of formal education and health physics experience. Inspection priorities for these machines are based on the type of the machine, with inspection intervals ranging from 1 to 3 years. Following the RMD's review and approval of an inspection report from a private licensed inspector, the inspected machine is issued a certification. An inspection in any of the program categories below involves testing the accuracy and intensity of the radiation beam, testing the accuracy of the dosage timer, and checking for proper film development procedures. A review of operator credentials and adherence to safety procedures may also be included as part of an inspection.

Following an inspection, appropriate follow-up activities are conducted to verify that all violations uncovered during the inspection are corrected. Facilities with significant violations and those that are not corrected in the required time frame (20 days) are targeted for enforcement action.

In March the RMD completed the initial registration renewal of all radiation machine facilities. To better oversee the use of x-ray machines, new facility registration procedures were instituted in 2001. Facility registration, which used to be non-expiring, was required to be renewed biennially. Each renewed registration was mailed a Certificate of Registration to be displayed in a public location, such as a patient waiting room. Facilities that fail to submit a renewal application or fee payment are not considered registered and are subject to enforcement action.

CONTRIBUTES TO MANAGING FOR RESULTS

Goal #3: Reducing Maryland's Citizens Exposure to Hazards.

SUCESSES / CHALLENGES:

The significant compliance rate for inspected facilities has increased collectively from 36% (FY01) to 50% this fiscal year. The dental compliance rate is still low but has improved to 27%. Since violations cited at dental facilities in the past revealed a pattern that implies facilities could have exposed the public to unnecessary levels of radiation, the RMD conducted education seminars, spoke at exhibitions, and escalated enforcement against non-compliant facilities in FY02 to increase awareness of the potential danger to patients. The five percent increase in compliance from last fiscal year at dental facilities is lower than an anticipated projected increase of 15%; however, the timeliness for correcting cited violations at dental facilities has improved from approximately 90 days to twenty days. As a result of the focus on the dental community, the RMD has noted a significant increase in compliance from all other registered radiation machine facilities, which can reduce unnecessary radiation exposure to patients and the general public. Total inspections performed by state inspectors decreased from 4176 during the previous fiscal year to 3781 this year because of a continued decrease in the number of state radiation machine inspectors. Facilities that failed to renew their registration were issued a Notice of Violation (NOV), each of which was counted as a single cited violation; the number of NOV's was added to the number of violations cited during facility inspections, which accounts for the increase in cited violations despite the decrease in the number of inspections.

INSPECTION COVERAGE RATE:

For the purpose of the RMD, Inspection coverage Rate is defined by dividing the combined number of registered radiation machine facilities, the number of registered service providers, and the number of licensed private inspectors by the number of inspections performed during the fiscal year; the denominator would represent the universe regulated by the RMD. The Inspection coverage Rate will never equal more than 41% in a given fiscal year because of regulatory and statutory restrictions that control inspection frequency, most of which are defined in the table below. For instance, by statute (§ 8-301), inspection of a dental radiation machine facility may not be performed more than once every three (3) years; therefore, no more than one-third of all dental facilities would be

inspected in a given fiscal year. COMAR 26.12.02.02 requires all high energy industrial and medical radiation machines be inspected annually. And other low energy medical radiation machines are due to be inspected biennially. All other low energy non-medical radiation machines are due to be inspected every 3 years. All of these inspections are performed by third party inspectors licensed by MDE. Mammography radiation machines are due to be inspected every 10 to 14 months under the federal Mammography Quality Standards Act. These inspections are performed by MDE inspectors (certified by FDA) under a contract with FDA.

The chart below shows the types of facilities regulated by the RMD listed in terms of radiation machine type or purpose and the frequency at which they are inspected. For clarity, please note that the words machine and tube are used interchangeably. (See below).

Facility Type	Registered X-ray Tubes*	Inspection Frequency
High Energy & Particle Accelerators	4 facilities, 6 Certified Tubes	Annual
Medical (Therapy) Accelerators	36 facilities, 54 Certified Tubes	Annual
Hospitals	63 facilities, 1098 Certified Tubes	Biennial
Physicians: MD, GP, Chiropractic, Podiatric	1225 facilities, 1770 Certified Tubes	Biennial
Industrial	180 facilities, 405 Certified Tubes	Triennial
Dental	2540 facilities, 7961 Tubes	Triennial
Veterinary	400 facilities, 475 Tubes	Triennial
Mammography (MQSA)	145 facilities, 220 tubes	Annual

*Code of Maryland Regulations (COMAR) 26.12.03 states that “Radiation Machine”: means a device that is capable of producing radiation. On any radiation producing equipment with more than one x-ray tube, or other single point from which radiation may be emitted, each x-ray tube or radiation emission point is considered a separate radiation machine... “Tube” is defined in COMAR 26.12.01.01, as an x-ray tube or other single point from which radiation may be emitted.

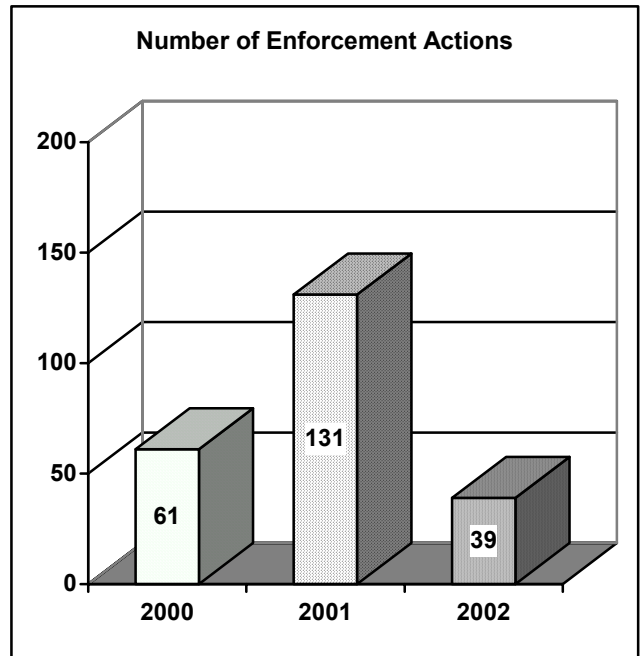
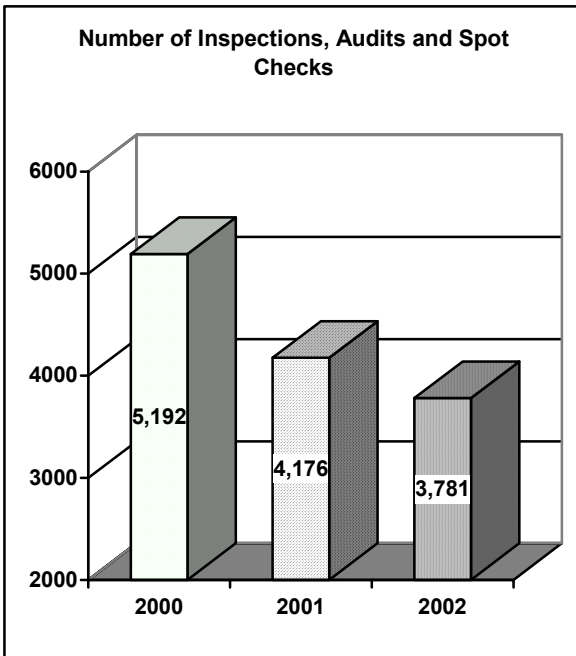
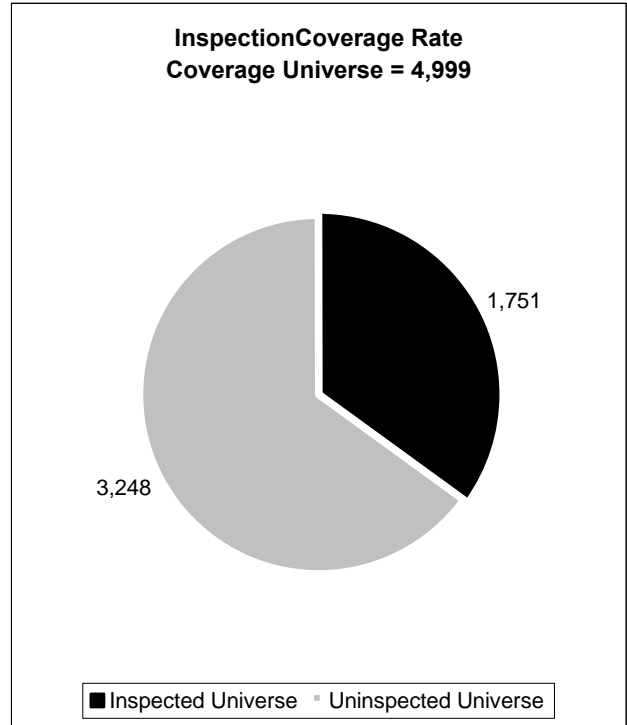
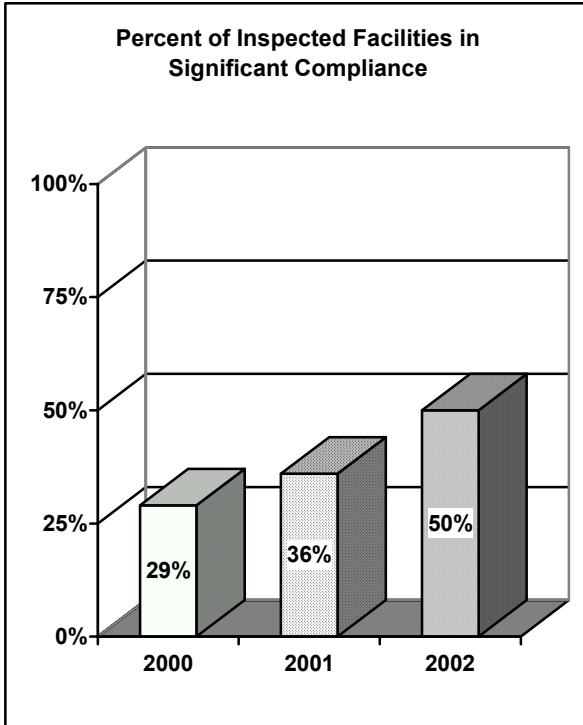
Radiation Machines

	2002 Totals
<u>PERMITTED SITES/FACILITIES</u>	
Number of New Facility Registrations Issued	329
Number of Facility Registrations in effect at Fiscal Year End	4,747
<u>OTHER REGULATED SITES/FACILITIES</u>	
Number of Service Companies Registered at FY end *	185
Number of Licensed Private Inspectors at FY End *	67
Number of Plan review or area surveys reviewed at FY End *	134
<u>INSPECTIONS</u>	
Number of Sites inspected	1,751
Number of Inspections, Audits, Spot Checks	3,781
<u>COMPLIANCE PROFILE:</u>	
Number of Inspected Sites/Facilities with Violations	880
% of Inspected Sites/Facilities in Significant Compliance	50%
% of Inspected Sites/Facilities with Significant Violations	50%
Inspection Coverage Rate **	35%
<u>SIGNIFICANT VIOLATIONS</u>	
Number of Significant Violations involving Environment of Health Impact	0
Number of Significant Violations based on Technical/Preventative Deficiencies	3,193
Number of Significant Violations carried over awaiting disposition from Previous Fiscal year	469
Total	3,662
<u>DISPOSITION OF VIOLATIONS</u>	
Resolved	3,403
Ongoing	259
<u>ENFORCEMENT ACTIONS</u>	
Number of Compliance Assistance rendered	2,141
Number of Show Cause, Remedial, Corrective Actions issued	0
Number of Stop Work Orders	0
Number of Injunctions obtained	0
Number of Penalty and Other Enforcement Actions	39
Number of Referrals to Attorney General for possible Criminal Action	1
<u>PENALTIES</u>	
Amount of Administrative or Civil Penalties obtained	\$73,549

* measure added in fy02

** Coverage is computed as the number of sites inspected divided by the sum of the number of facility registrations, the number of registered service providers and the number of licensed private inspectors. Plan reviews were not considered since each of those should be at sites that would be included as permitted sites.

Radiation Machines Program



Radiological Health Program(RHP) Radioactive Materials Licensing and Compliance

PURPOSE

The RHP's Radioactive Materials Licensing and Compliance Division (RAMLCD) regulates the use, handling and control of radioisotopes in Maryland, both generally and specifically licensed, to protect the health and safety of radiation workers and the members of the public and minimize radioactive contamination of the environment. Examples of facilities that use and handle radioactive materials are hospitals, cancer treatment centers, private medical practices, construction industry, research and development firms, academic institutions, nuclear pharmacies, and manufacturers and distributors of sealed sources and devices (SS&D). The RAMLCD issues specific radioactive material licenses to these facilities based on the nature and use of the radioisotopes, the training and experience of the facility's Radiation Safety Officer and radioactive materials users and the sufficiency of the radiation safety program and the facility to protect the public from unnecessary radiation exposure. The RAMLCD issues SS&D Evaluations after detailed analysis of radiation safety and engineering information submitted by Maryland companies who intend to manufacture and/or distribute new sealed radiation sources or devices containing sealed radiation sources or to modify existing SS&D Certifications.

AUTHORITY

FEDERAL: Atomic Energy Act of 1954, as amended;
10 CFR (Nuclear Regulatory Commission) Parts 1-171

STATE: Environment Article, Title 8; "Radiation";
COMAR 26.12. Radiation Management

PROCESS

The RAMCLD inspects the above-described facilities to determine compliance with Maryland radiation regulations and specific license conditions. Inspections may be performed over a 1-4 day period by one inspector or a team of inspectors, depending upon the size and complexity of the license. Inspection frequencies range from annually to every 5 years and may be modified for specific licensees with a history of repeat or serious violations. When an inspection reveals that a licensee has violations, an enforcement conference may be scheduled during which the RAMLCD will provide guidance to ensure that the violations will not reoccur. Follow-up inspections are performed at these facilities to verify that corrective actions have been implemented. For several years, however, the inspections of one Maryland facility, the only remaining national manufacturer of cobalt-60 teletherapy sources, have been conducted at a semi-annual frequency due to continued serious compliance issues. Otherwise, the frequency of an inspection is determined by quantity, activity and toxicity of the radioisotope(s), the potential hazards resulting from the radioactive material use, and the nature of the facility itself. Inspections routinely focus on a compliance review of Maryland radiation regulations, the conditions of the specific license and the licensee's adherence to radiation safety procedures and practices.

Additionally, the RAMLCD conducts investigations throughout Maryland in response to radioactive materials incident reports, complaints regarding disruption of radiation safety at licensed facilities or worksites, upon notification that a facility has relocated without proper authorization or when advised of the possibility that a facility with an expired license may still be using radioactive materials. The Division also oversees the decommissioning of previously licensed radioactive materials facilities and conducts safety evaluations on radioactive material sources and devices distributed by Maryland manufacturers. Additionally, the division performs inspections on at least 25% of the radiation operations conducted in Maryland by out of State licensees under reciprocal recognition of their license. The number of out-of-state licensees performing reciprocity varies from year to year depending on weather conditions, the amount of construction being performed and business trends. This will cause a variation in the number of reciprocity inspections performed. Examples of these licensees include industrial radiographers, building and road construction using moisture/density gauges, lead paint analyzers and industrial gauges for measuring material thickness and density. Finally, the RAMLCD responds to radiation emergencies, such as transportation accidents involving radioisotopes, or the activation of radiation monitors at landfills, incinerators or metal processing facilities, and is also prepared to respond and assist with nuclear power plant accidents. Each year the Division participates in a federally evaluated emergency exercise involving a simulated accident at either the Calvert Cliffs Nuclear Power Plant or the Peach Bottom Atomic Power Station. These exercises test the Department's preparedness for responding to a radiation accident. The RAMLCD also participates in national investigations and safety evaluations addressing concerns derived from accidents, allegations, incidents or malfunctions of any sealed source or device.

CONTRIBUTES TO MANAGING FOR RESULTS

Goal #3: Reducing Maryland's Citizens Exposure to Hazards.

SUCCESSSES / CHALLENGES

This Program continues to address the protection of the public from unnecessary exposure to radiation. Successes in FY 02 included improved efficiency and expediency in reviewing complex sealed source and device certification applications, specifically the evaluation and approval of devices containing radioisotopes used for cancer therapy across the country. Additional successes included significant decreases in both radioactive material licensing and inspection backlogs. The RAMLCD also achieved the imposition of a permanent injunction against a major manufacturer of sealed sources for failure to comply with Maryland law. Challenges for FY02 included upgrading sealed source and device evaluations to meet new national guidelines and standards, implementation of a preliminary decommissioning assessment of a major national manufacturer of sealed cancer therapy sources, and the increased licensing and inspection vigilance for the security of radioactive material pursuant to post September 11, 2001 terrorism concerns. The number of radiation operations conducted in Maryland by out of State licensees under reciprocal recognition of their license **more than tripled** from the previous year, which also increased the inspection workload. Another formidable challenge has been to locate and recruit qualified health physicists to replace experienced staff who have left State service. The total number of inspections was slightly lower due to an exceedingly long inspector vacancy.

INSPECTION COVERAGE RATE

The RAMLCD defines the Inspection coverage Rate as the number of inspections of licenses plus the number of out-of-state licenses authorized to work under reciprocity who are inspected divided by the total number of licenses in effect plus the total number of out-of-state licenses authorized to work under reciprocity during the fiscal year. Since only about 25% of the out-of-state licenses are inspected, the Inspection coverage Rate will never be 100%.

The following chart shows the inspection frequency, the number of licenses that are inspected at that frequency and an example of the type of licenses:

Inspection Frequency	Number of Licenses	Examples of License Types
* 6 months	1	Source manufacturer
Annual	36	Academic & Medical Research Nuclear Pharmacies Gamma Knife (cancer therapy) Remote Afterloader (cancer therapy) Industrial Radiography
2 Years	9	Mobile Medical Vans
3 Years	127	Hospitals Brachytherapy (cancer therapy) Medical Offices
4 Years	348	Moisture/density Gauges Lead Paint Analyzers
5 Years	43	Fill/Density Gauges Nuclear Pacemakers

*modified to allow for more frequent inspection from previous inspection frequency due to poor compliance

This page intentionally left blank.

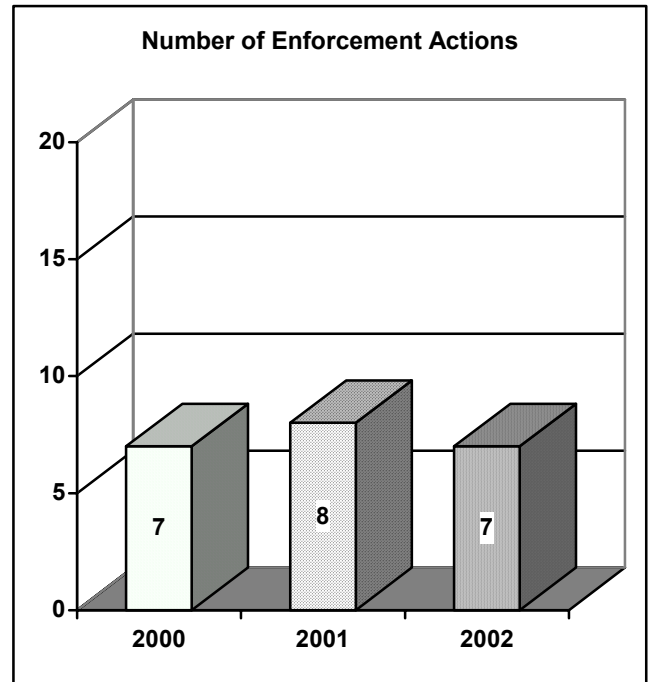
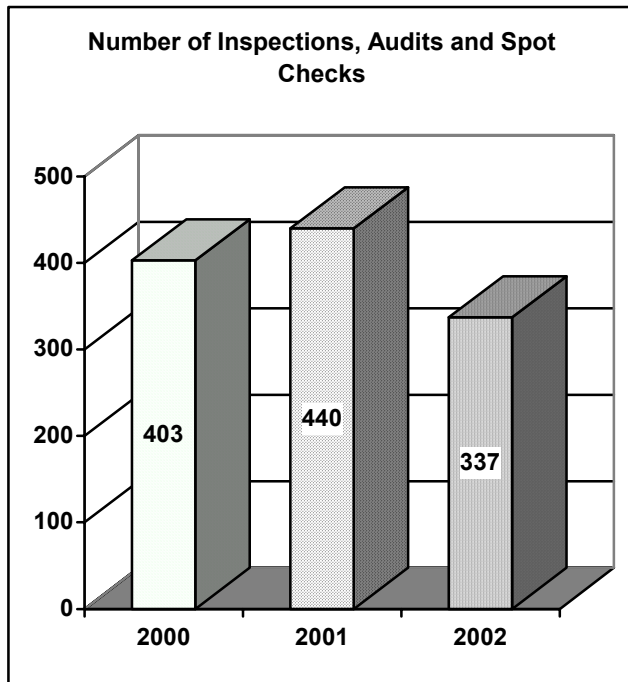
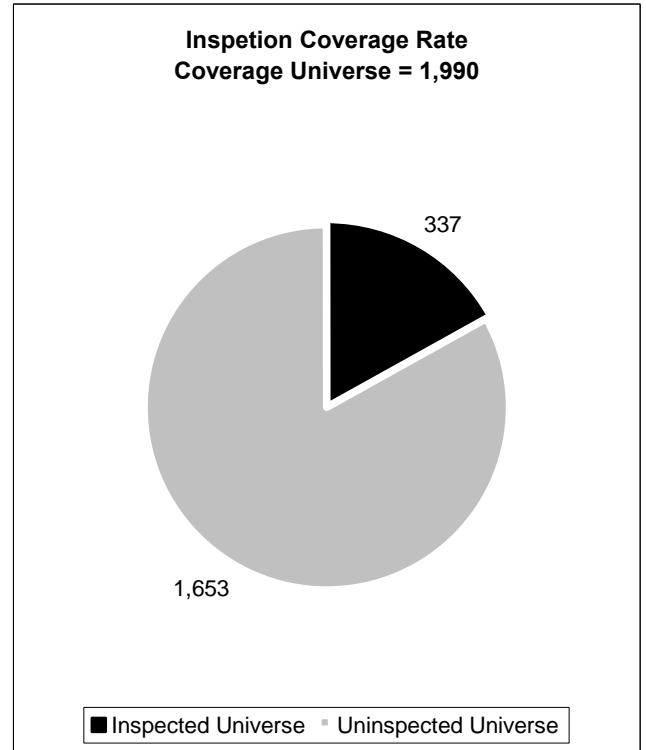
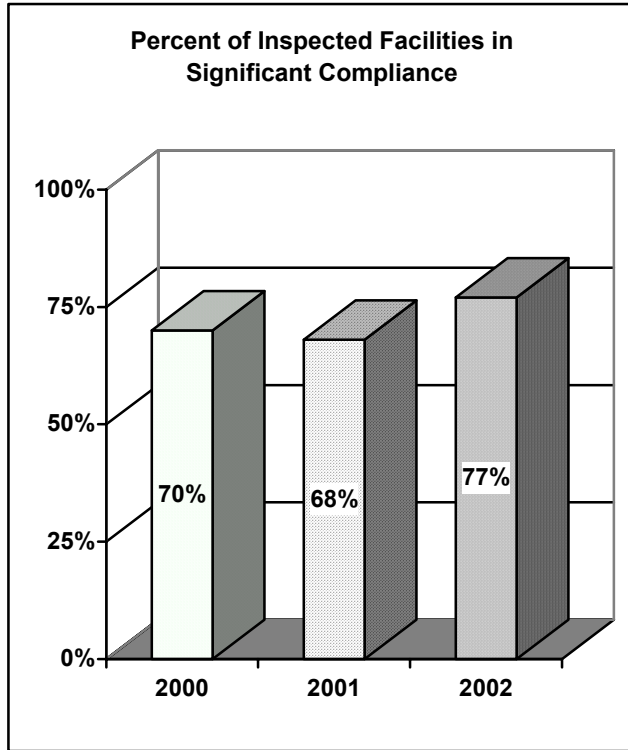
Radioactive Materials

	2002 Totals
<u>PERMITTED SITES/FACILITIES</u>	
Number of Permits/Licenses issued	736
Number of Permits/Licenses in effect at Fiscal Year End	565
<u>OTHER REGULATED SITES/FACILITIES</u>	
Sources from Other Jurisdictions	1,425
<u>INSPECTIONS</u>	
Number of Sites inspected	337
Number of Inspections, Audits, Spot Checks	337
<u>COMPLIANCE PROFILE:</u>	
Number of Inspected Sites/Facilities with Significant Violations	79
% of Inspected Sites/Facilities in Significant	77%
% of Inspected Sites/Facilities with Significant Violations	23%
Inspection coverage Rate *	17%
<u>SIGNIFICANT VIOLATIONS</u>	
Number of Significant Violations involving Environmental or Health Impact	16
Number of Significant Violations based on Technical/Preventative Deficiencies	173
Number of Significant Violations carried over awaiting disposition from Previous Fiscal year **	28
Total	217
<u>DISPOSITION OF SIGNIFICANT VIOLATIONS</u>	
Resolved	170
Ongoing	47
<u>ENFORCEMENT ACTIONS</u>	
Number of Compliance Assistance rendered	1,032
Number of Show Cause, Remedial, Corrective Actions issued	3
Number of Stop Work Orders	1
Number of Injunctions obtained	0
Number of Penalty and Other Enforcement Actions	3
Number of Referrals to Attorney General for possible Criminal Action	1
<u>PENALTIES</u>	
Amount of Administrative or Civil Penalties obtained	\$63,500

* Coverage is computed as the number of licenses inspected divided by the sum of the number of permits/licenses in effect plus the number of sources from other jurisdictions since each could be cause for an inspection.

** The number reported in the fy 2001 report was incorrect.

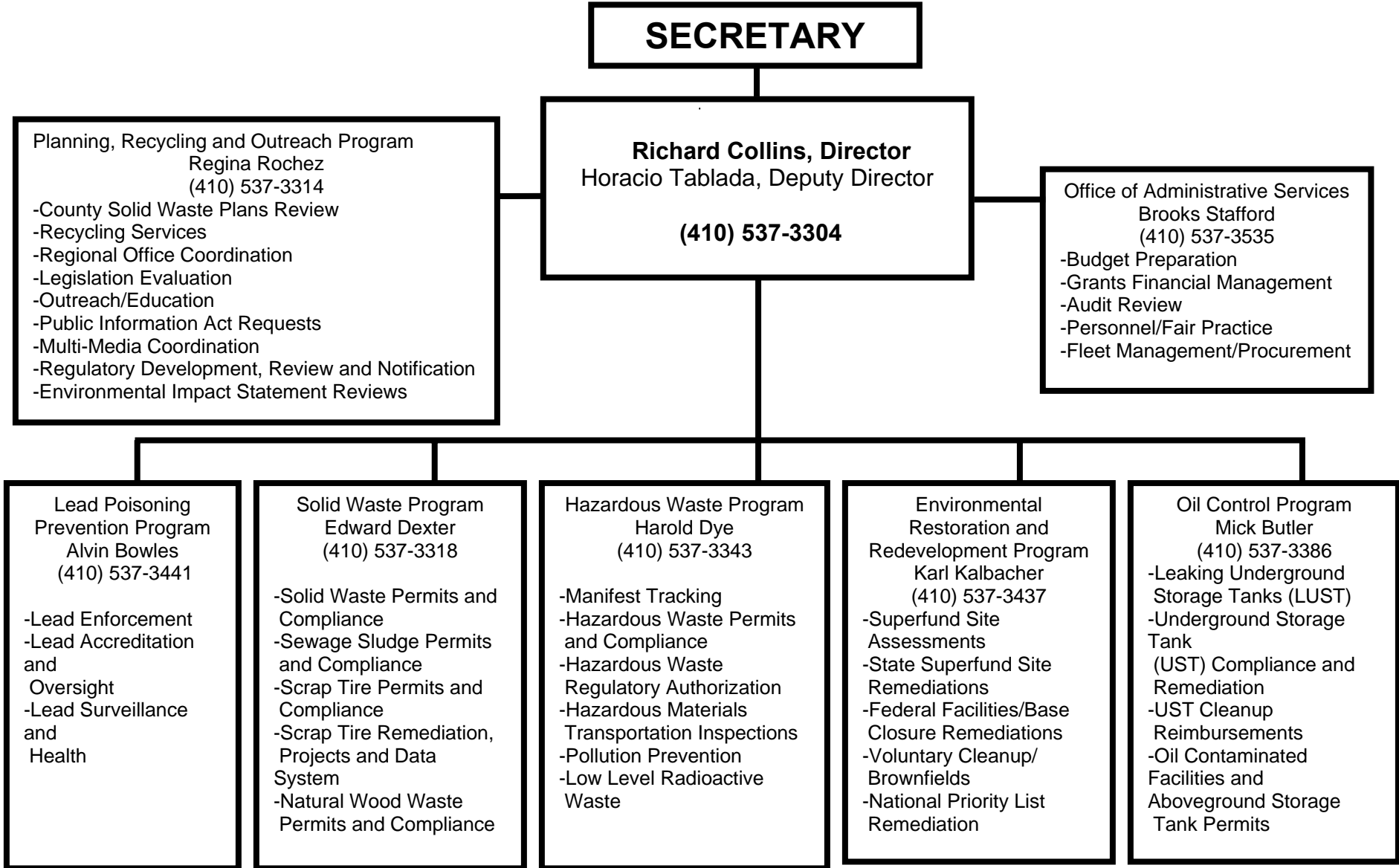
Radioactive Materials





WASTE MANAGEMENT ADMINISTRATION

WASTE MANAGEMENT ADMINISTRATION



Environmental Restoration And Redevelopment

PURPOSE

The purpose of this program is to protect public health and the environment by identifying sites that are, or potentially, contaminated by controlled hazardous substances. Once identified, the sites are prioritized for remedial activities. The sites are then listed on the State Master List and in the Disposal Site Registry.

AUTHORITY

FEDERAL: Comprehensive Environmental Response, Compensation and Liability Act (CERCLA)

STATE: Environment Article, Title 7, Subtitle 2; COMAR 26.14

PROCESS

The Department conducts environmental assessments that include investigation and sampling of sites, to determine whether cleanup is necessary and if necessary, remedial activities including cleanup of sites contaminated with controlled hazardous substances. Assessments and cleanups are conducted based on available resources. The Disposal Site Registry ranks those sites that are the highest in priority for investigation and remedial action based on the federal Hazard Ranking System score.

CONTRIBUTES TO MANAGING FOR RESULTS GOALS:

Goal #1: Ensuring environmental programs, activities and regulations support smart growth and community revitalization while protecting public health and the environment.

Goal #3: Reducing the threat to public health from the presence of hazardous waste and hazardous materials in the environment.

SUCSESSES/CHALLENGES:

The number of sites on the State Master List at the end of FY 2002 was 436. This includes 385 State Master List sites either under investigation or where remedial action is being conducted and 51 sites where no further action is required by regulatory agencies. The Disposal Site Registry included 21 National Priority Listed (NPL) sites, addressed by USEPA under the federal CERCLA or Superfund law. Although no preliminary assessments of State Master List sites were conducted, 13 brownfields assessments, 3 expanded site investigations, 2 combined preliminary assessment/site investigation, and 4 Formerly Used Defense Site surveys of State Master List sites were conducted during FY 2002.

During FY2002 the Program monitored the effectiveness of the remedial actions implemented at the Southern Maryland Wood Treating site, the Woodlawn Landfill and the Bush Valley Landfill. All of the remedial actions were found to be functioning effectively. In fact, the cleanup action at the Southern Maryland Wood Treating site has been so successful that EPA plans to delete this site from the National Priorities List during FY2003.

The Program has also been working aggressively with EPA on three of the active private or orphaned NPL sites in the State. Two sites are Maryland, Sand, Gravel and Stone and Spectron. Both sites are located in Cecil County and are expected to have Records of Decision signed during FY2003. The third and very challenging site is the Central Chemical site in Washington County, which has not made effective progress under EPA's lead role during FY2002.

Hazardous Waste

PURPOSE

The Resource Conservation and Recovery Act (RCRA) established a system for controlling the disposition of hazardous waste from generation until its ultimate disposal. The Hazardous Waste Program regulates the management of hazardous wastes through the review and issuance of hazardous waste treatment, storage, or disposal (TSD) facility permits. The Program assists the U.S. Environmental Protection Agency in the review, issuance, and monitoring of Corrective Action Permits. It enforces all permits and regulated activities involving hazardous waste generators, transporters, and facilities through inspections, monitoring, and initiation of compliance actions, including issuance of site complaints and development of formal legal actions.

AUTHORITY

FEDERAL: Resource Conservation and Recovery Act (RCRA) - Subtitle C

STATE: Environment Article, Title 7, Subtitle 2; COMAR 26.13

PROCESS

The Hazardous Waste Program's Enforcement Division is responsible for violation discovery and compliance activities. The focus of the enforcement program is on hazardous waste treatment, storage, and disposal facilities that pose the greatest threat to public health and the environment, have been previously cited for violations or continue to be out of compliance. Hazardous waste management is accomplished by unannounced inspections of facilities, generators, and transporters as well as through investigations of complaints.

CONTRIBUTES TO MANAGING FOR RESULTS

Goal #3: Reducing Maryland Citizens' Exposure to Hazards.

SUCSESSES/CHALLENGES:

The Hazardous Waste Program ensures protection of public health and the environment from releases of hazardous waste. The success of over 20 years of the Program in Maryland has resulted in the inspection, permitting, tracking, and regulatory activities becoming more routine and practical, with fewer, if any, major or dramatic diversions from compliance. It should also be noted that there has been a trend toward decreasing numbers of permitted hazardous waste Treatment, Storage, and Disposal (TSD) facilities in Maryland in recent years. There are 23 permitted facilities in the State. The small number of TSD sites is believed to be a direct result of better hazardous waste management at facilities, which reduces hazardous waste generation and the need for long-term storage of hazardous wastes, showing an admirable voluntary effort by industry. This trend has not reduced the workload for the Program, since there are thousands of small quantity generators requiring inspection and remediation of groundwater contamination at sites that still requires intensive oversight.

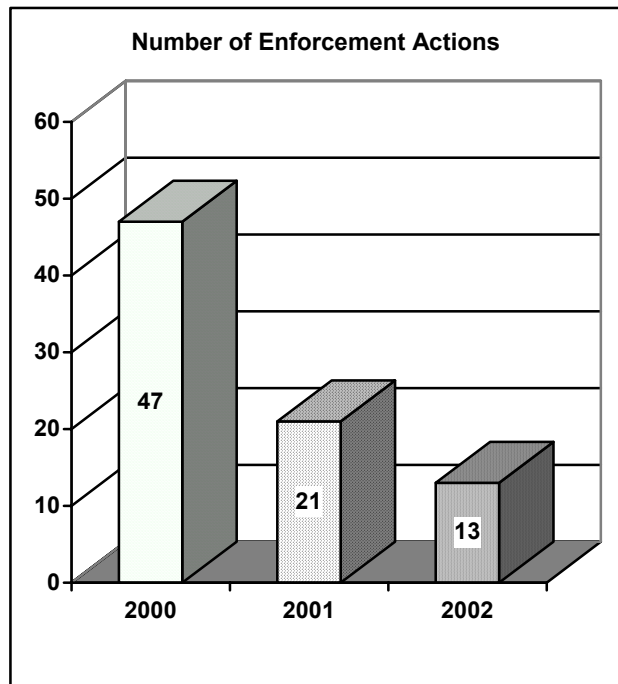
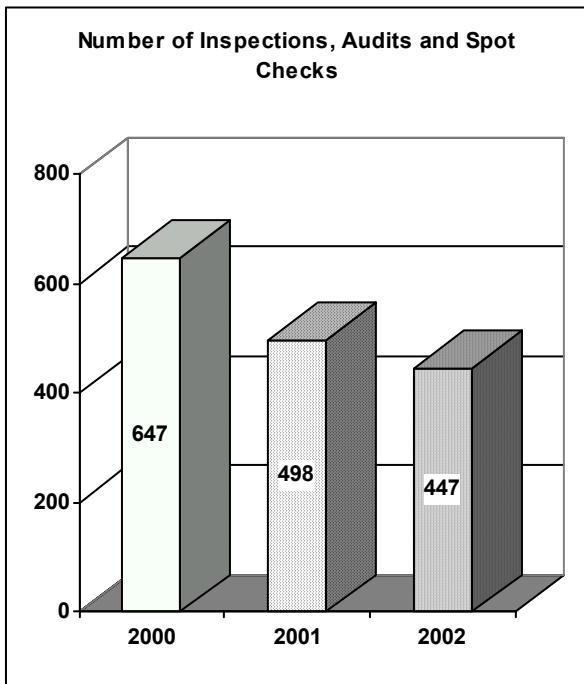
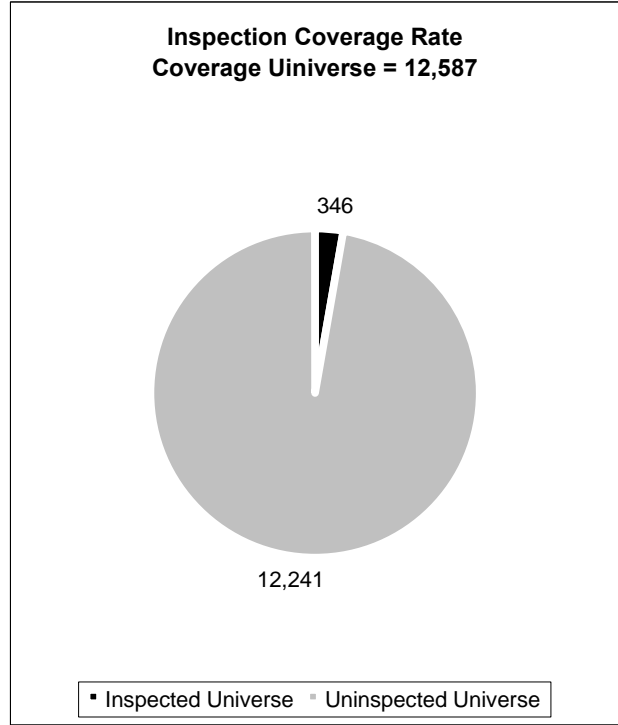
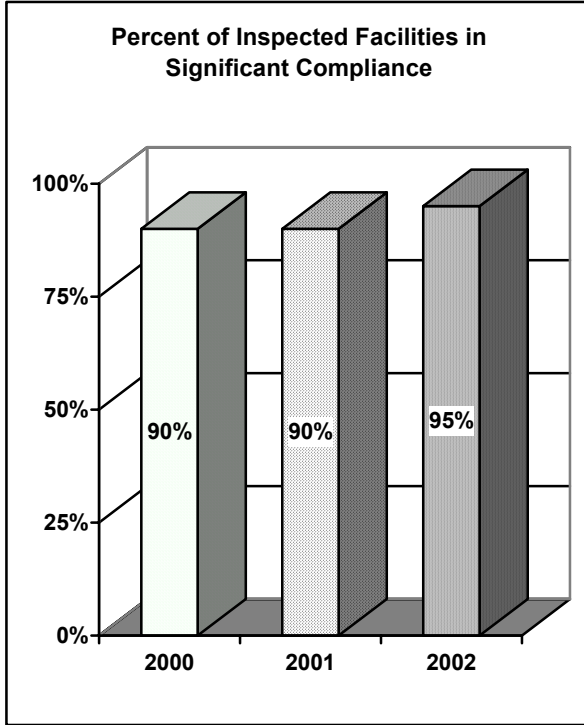
During FY2002, the number of inspections conducted decreased by 10%, the number of compliance assistance actions rendered decreased by 63%, and the number of enforcement actions decreased by 39% from FY2001. This was largely due to inspection staff turnover and the hiring freeze (2 FTE inspector vacancies, or nearly 25% of the inspector workforce, during FY2002). The inability to retain trained staff, as well as the time needed to train the new staff hired is becoming more difficult. Only about 3% of the facilities that store or handle hazardous waste in the State are being inspected with current resources. The Program's compliance rate for those facilities that are inspected is 95% a 5% increase from FY2001. The Program continues to meet its EPA minimal federal grant commitments.

Hazardous Waste

	2002 Total
<u>PERMITTED SITES/FACILITIES</u>	
Number of Permits/Licenses issued	5
Number of Permits/Licenses in effect at Fiscal Year End	23
<u>OTHER REGULATED SITES/FACILITIES</u>	
Number of Generators and Haulers	12,564
<u>INSPECTIONS</u>	
Number of Sites inspected	346
Number of Inspections, Audits, Spot Checks	447
<u>COMPLIANCE PROFILE:</u>	
Number of Inspected Sites/Facilities with Significant Violations	19
% of Inspected Sites/Facilities in Significant Compliance	95%
% of Inspected Sites/Facilities with Significant Violations	5%
Inspection coverage Rate *	3%
<u>SIGNIFICANT VIOLATIONS</u>	
Number of Significant Violations involving Environmental or Health Impact	5
Number of Significant Violations based on Technical/Preventative Deficiencies	17
Number of Significant Violations carried over awaiting disposition from Previous Fiscal year	10
Total	32
<u>DISPOSITION OF SIGNIFICANT VIOLATIONS</u>	
Resolved	24
Ongoing	8
<u>ENFORCEMENT ACTIONS</u>	
Number of Compliance Assistance rendered	14
Number of Show Cause, Remedial, Corrective Actions issued	0
Number of Stop Work Orders	0
Number of Injunctions obtained	0
Number of Penalty and Other Enforcement Actions	13
Number of Referrals to Attorney General for possible Criminal Action	3
<u>PENALTIES</u>	
Amount of Penalties obtained	\$46,154

* Coverage rate above is computed as the total number of sites (346) inspected and dividing that by the sum of the total number of permits/licenses in effect (23) and the number of generators and haulers (12,564).

Hazardous Waste



Lead Poisoning Prevention

PURPOSE

Lead Poisoning Prevention includes oversight of activities designed to reduce the incidence of childhood lead poisoning. These activities involve accreditation and oversight of lead abatement services contractors, maintaining a registry of rental properties, maintaining a registry of lead-poisoned children, and regulatory enforcement.

AUTHORITY

FEDERAL: Toxic Substances Control Act

STATE: Environment Article, Title 6, Subtitles 8 & 10; COMAR 26.16 and Environment Article, Title 7, Subtitle 2; COMAR 26.02

PROCESS

Affected properties (rental dwelling properties) must meet a risk reduction standard when a change of occupancy occurs. Contractors that are accredited by MDE carry out inspections and lead paint services. Accreditation and oversight of private inspectors and contractors involves a multi-step process and includes MDE approved training sessions. In addition, inspection contractors must demonstrate that they have a specific level of experience and submit a protocol to MDE for the work they are being accredited to perform. In order for MDE to be eligible for federal housing and lead poisoning prevention program funding, USEPA requires all categories of inspectors and supervisors of abatement work to take a third party/independent exam. Refresher courses are required every two years to maintain accreditation.

Property registration is required to identify the supply of available rental housing that has been certified as having met the risk reduction standard. Owners of affected properties must renew the registration annually. An annual unit fee is paid into the Lead Poisoning Prevention Fund for the establishment of a Community Outreach and Education program and for the administration of the program.

Maryland law requires that all blood lead level test results be reported to MDE, which in turn reports all results for children considered at risk to the local Health Departments for case management.

CONTRIBUTES TO MANAGING FOR RESULTS

Goal #3: Reducing Maryland Citizens' Exposure to Hazards.

SUCSESSES/CHALLENGES:

The number of children screened for lead poisoning in FY2002 increased by 3% statewide and 15% in Baltimore City. It was found that the number of children with blood lead levels equal to or greater than 10ug/dl and equal to or greater than 20 ug/dl has decreased for the eighth consecutive year and fifth consecutive year respectively. It is noteworthy to report that the number of children statewide with blood lead poisoning declined by 18%.

New laboratory reporting regulations became effective on April 15, 2002. These regulations have insured that reports are turned in and has resulted in the completeness of reporting improving overall from 70% in FY2001 to 83% in FY2002. These reporting measures are critical to ensure the success of the program.

Lead Poisoning Prevention

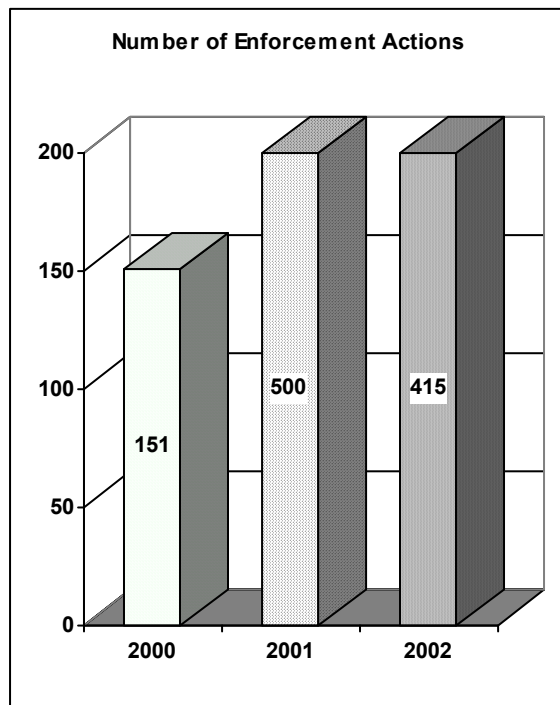
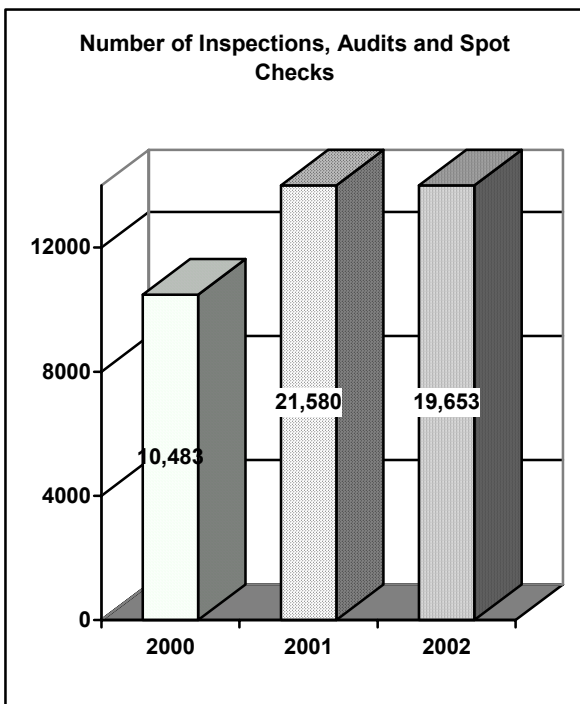
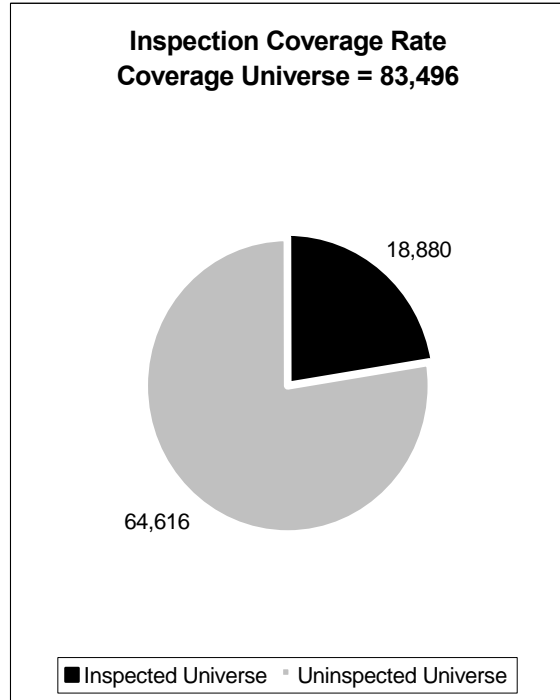
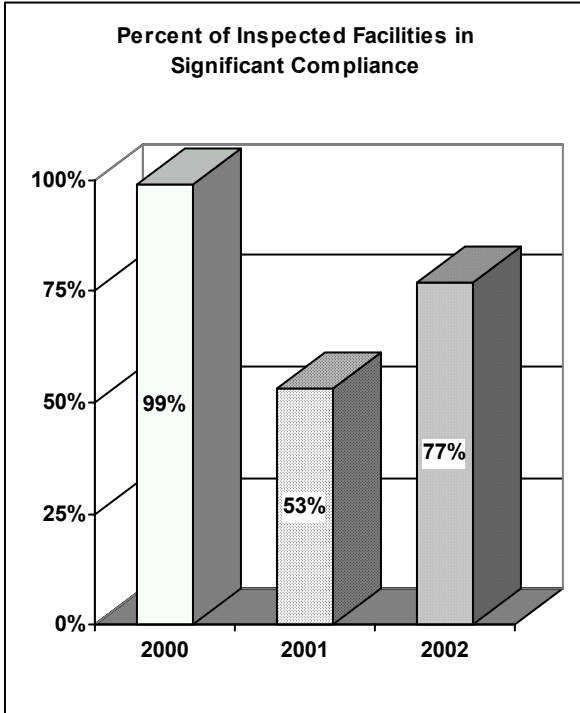
	2002 Total
<u>PERMITTED SITES/FACILITIES</u>	
Number of Permits/Licenses issued (Accreditations)	1,712
Number of Permits/Licenses (Accreditations) in effect at Fiscal Year End *	2,318
<u>OTHER REGULATED SITES/FACILITIES</u>	
Rental Dwelling Units Registered this FY	12,420
Total Rental Dwelling Units in Registered Properties	162,684
Affected Properties Registered as of end of FY	83,496
<u>INSPECTIONS</u>	
Number of Sites Inspected	18,880
Number of Sites Inspected by Accredited Lead Paint Service Providers	17,387
Number of Sites Inspected by MDE	1,493
Number of Inspections, Audits, Spot Checks	19,653
Number of Sites Inspected by Accredited Lead Paint Service Providers	17,387
Number of Sites Inspected by MDE	2,266
<u>COMPLIANCE PROFILE:</u>	
Number of Inspected Sites/Facilities with Significant Violations	347
% of Inspected Sites/Facilities in Significant Compliance	77%
% of Inspected Sites/Facilities with Significant Violations**	23%
Inspection coverage Rate ***	23%
<u>SIGNIFICANT VIOLATIONS</u>	
Number of Significant Violations involving Environmental or Health Impact	341
Number of Significant Violations based on Technical/Preventative Deficiencies	6
Number of Significant Violations carried over awaiting disposition from Previous Fiscal year	456
Total	803
<u>DISPOSITION OF SIGNIFICANT VIOLATIONS</u>	
Resolved	187
Ongoing	616
<u>ENFORCEMENT ACTIONS</u>	
Number of Compliance Assistance rendered	528
Number of Show Cause, Remedial, Corrective Actions issued	411
Number of Stop Work Orders	0
Number of Injunctions obtained	0
Number of Penalty and Other Enforcement Actions	4
Number of Referrals to Attorney General for possible Criminal Action	0
<u>PENALTIES</u>	
Amount of Penalties obtained	\$90,625

* The total number of Accreditations in effect as of end of FY. This number includes Inspectors, Risk Assessors, Supervisors, Instructors, Courses of Instruction and Contractors involved in lead related activities in Maryland.

**The compliance rate reflects the percentage of affected properties with lead paint where MDE conducted complaint investigations, poisoned child investigations, oversight inspections of private contractors, compliance inspections, and course audits and where significant violations were found. For FY2000 and earlier, inspections by accredited lead paint service providers were included in the calculation.

*** Coverage rate above is computed as the total number of sites inspected (18,880) and dividing that by the total number of Affected Properties Registered (83,496). Please note there is not a regulatory requirement for annual inspection of these properties.

Lead Poisoning Prevention



Oil Aboveground Facilities

PURPOSE

The Oil Control Program performs a broad range of activities in regard to the safe handling, storage, and remediation of petroleum products across the State of Maryland. The Program issues permits and performs oversight for aboveground storage facilities; oil contaminated soil, and the transportation of oil products in Maryland. The Program also issues permits related to discharge activities and awards and audits licenses for the import of petroleum products into Maryland.

AUTHORITY

STATE: Environment Article, Title 4, Subtitle 4; COMAR 26.10

PROCESS

Regional environmental compliance specialists (ECS) schedule routine inspections of the facilities. During the inspection, facility conditions are documented and the permittee is advised of the status of compliance. If corrective action is warranted, the facility is directed in accordance with Department guidelines and procedures. The inspection frequency can be adjusted as conditions warrant. In addition, staff engineers, tasked with writing permits for these facilities, visit facilities prior to the renewal of a permit. These site visits may lead to the discovery of violations, which require enforcement follow up inspections by the environmental compliance specialist. The ECS is also responsible for the response to oil spills throughout the State in regards to facilities that do not require a permit.

CONTRIBUTES TO MANAGING FOR RESULTS

Goal #2: Ensuring safe and adequate drinking water.

Goal #3: Reducing Maryland Citizens' Exposure to Hazards.

SUCCESSSES/CHALLENGES:

The combination of compliance assistance, regular permit application and review, and enforcement has resulted in improved management of aboveground storage tanks containing petroleum within the State. Inspections have decreased due to a less than full complement of enforcement compliance specialists resulting from turnover and the hiring freeze. Permit application reviews, permit renewal site visits, and random inspections continue to reveal violations that, if left un-addressed, would result in releases to the environment or catastrophic tank failure during a fire or other emergency at a facility.

This page intentionally left blank.

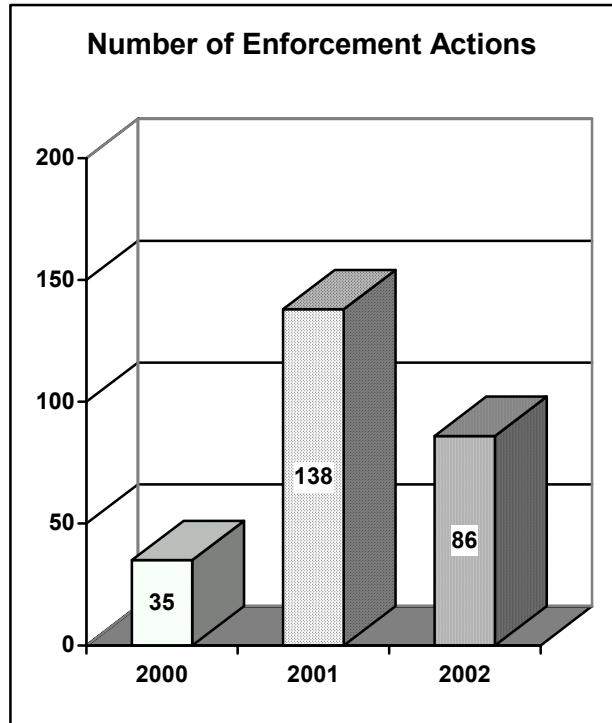
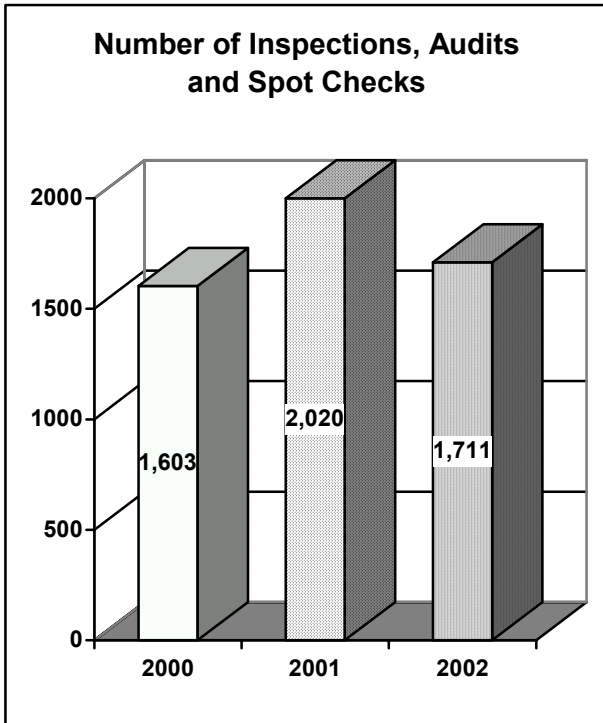
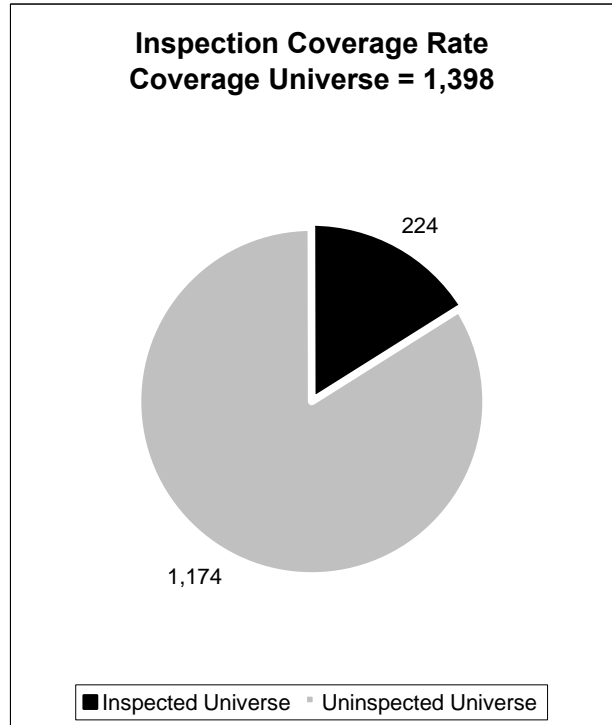
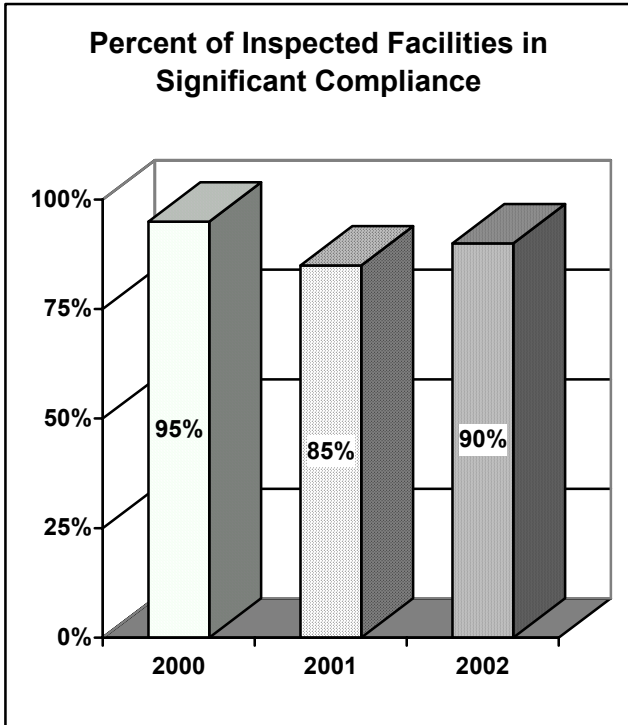
Oil Aboveground Facilities

	2002 Totals
PERMITTED SITES/FACILITIES	
Number of Permits/Licenses Issued	438
Number of Permits/Licenses in Effect *	1,398
OTHER THAN PERMITTED REGULATED ENTITIES	
Spill Response to AST sites less than permitted capacity	634
INSPECTIONS	
Number of Sites Inspected **	858
Number of Permitted Sites Inspected **	224
Number of Inspections, Audits, Spot Checks	1,711
COMPLIANCE PROFILE:	
Number of Inspected Sites/Facilities with Significant Violations	86
% of Inspected Sites/Facilities in Significant Compliance	90%
% of Inspected Sites/Facilities with Significant Violations	10%
Inspection coverage Rate **	16%
SIGNIFICANT VIOLATIONS	
Number of Significant Violations involving Environmental or Health Impact	45
Number of Significant Violations based on Technical/Preventative Deficiencies	41
Number of Significant Violations carried over awaiting disposition from Previous Fiscal qtr	6
Total Significant Violations	92
DISPOSITION OF SIGNIFICANT VIOLATIONS	
Resolved	88
Ongoing	4
ENFORCEMENT ACTIONS	
Number of Compliance Assistance Rendered	1,625
Number of Show Cause, Remedial, Corrective Actions Issued	8
Number of Stop Work Orders	0
Number of Injunctions Obtained	0
Number of Penalty and Other Enforcement Actions (not included in above)	78
Number of referrals to Attorney General for possible Criminal Action	1
PENALTIES	
Amount of Penalties Obtained	\$34,158

* Permits/licenses. This includes Oil Above Ground Storage Tanks and Oil Contaminated Soil Operations. The Oil (Contaminated Soil) Operations Permit is issued to facilities within the State of Maryland that store and/or treat soil contaminated with petroleum product from underground storage tank leaks or surface spills. Due to the small number of facilities involved, these numbers were incorporated into the Oil Aboveground Facilities numbers beginning in Fiscal Year 1999.

** Coverage rate above is computed as the total number of permitted sites inspected (224) and dividing that by the sum of the total number of permits/licenses in effect (1398). Spill response to AST sites less than permitted capacity (634) is part of the Program's universe. However, this number is not included in coverage rate in order to not bias the evaluation of the Program's goal to visit each permitted site on an annual basis.

Oil Aboveground Facilities



Oil Pollution Remediation Activities

PURPOSE

In addition to permitting, licensing, surface spill response, and enforcement activities for petroleum facilities and underground storage tanks, the Oil Control Program oversees remediation activities at sites where petroleum products have been discharged and are impacting soil or groundwater. The oversight ensures that responsible parties remediate the site in a timely manner, protecting the public's health and the environment. Discharges impacting soil or groundwater have occurred at each of these locations. These sites include, for the most part, gasoline service stations, both operating and closed. They also include businesses that have their own petroleum distribution systems for use in vehicle fleets and heating oil systems. Program approved remediation is being carried out in an environmentally protective manner at these sites.

AUTHORITY

FEDERAL: Resource Conservation and Recovery Act - Subtitle I

STATE: Environment Article, Title 4, Subtitle 4; COMAR 26.10

PROCESS

Groundwater and soil cleanups are technical in nature, usually requiring numerous site visits and meetings. When a release of petroleum product is reported to the Department, a team is assigned to investigate. The team of specialists will prioritize the response effort to the release based on product type, amount released, and potential impacts from the release. Remediation generally includes removal of the contaminated soil and pumping and treating groundwater. Each site is in violation by virtue of the fact that a discharge has occurred. Inspection frequency is also determined as site-specific conditions warrant. During the inspection of remedial sites, conditions are documented and the responsible party is given direction and advised of the status of compliance. There are cases where the responsible party fails to perform the necessary steps to remediate the discharge. If enforcement action is warranted, the action will be performed in accordance with Department guidelines and procedures.

CONTRIBUTES TO MANAGING FOR RESULTS

Goal #2: Ensuring safe and adequate drinking water.

SUCCESSSES/CHALLENGES:

The field activity performed by the Oil Control Program staff continues to reflect the commitment in time and resources needed to adequately oversee the cleanups performed by responsible parties in the State. The Program made a concerted effort to focus on achieving site closures. Site closure of oil pollution remediation sites reduced the number of identified locations where there is a discharge impacting soil or groundwater from 3,702 in FY2001 to 2,218 in FY2002.

In recent years, methyl tertiary butyl ether (MTBE), a fuel additive used as an octane enhancer since the early 1970's when lead was being phased out of gasoline, has been found in drinking water supplies in Maryland and throughout the United States. The presence of MTBE in groundwater will continue to complicate investigations and cleanup processes requiring much more time per site to ensure all sensitive receptors, such as drinking water wells, are protected. A Governor's Task Force was created and charged with determining and addressing the environmental and health risks associated with ground and surface water MTBE contamination, examining national and regional efforts on MTBE contamination, recommending a plan to minimize and counteract MTBE risks, and exploring alternatives to MTBE. The Task Force has published its findings in Preliminary and Final Reports. These reports are available online at the MDE web site (www.mde.state.md.us) by entering "MTBE" in the search function and proceeding to the appropriate links.

Multiple site visits during the fiscal year are needed to ensure compliance with approved corrective action plans, especially at release sites that could impact drinking water wells. The Program has found that a strong field presence and frequent communication with the responsible party, in lieu of high penalties, achieves compliance leaving more assets available for cleanup at the site. This approach has more often than not resulted in the containment of releases to the property where they occurred and for those that had already migrated off the site, the implementation of a remedial response that prevents further migration.

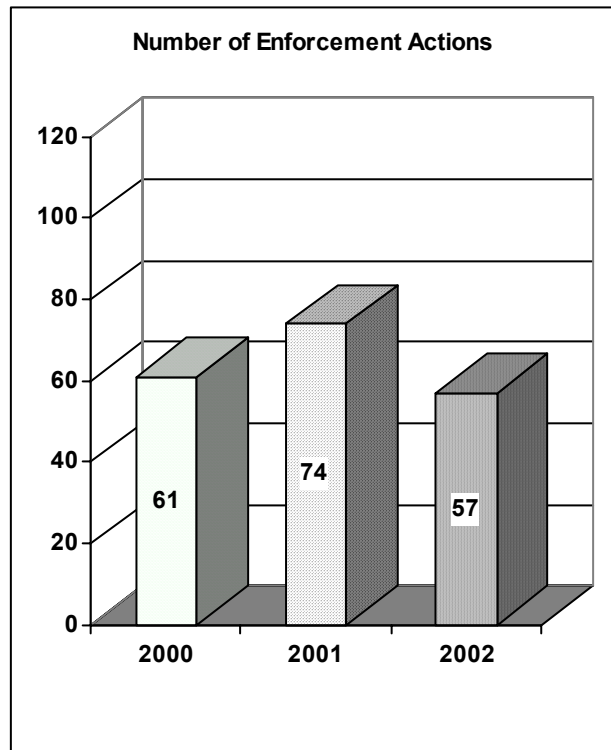
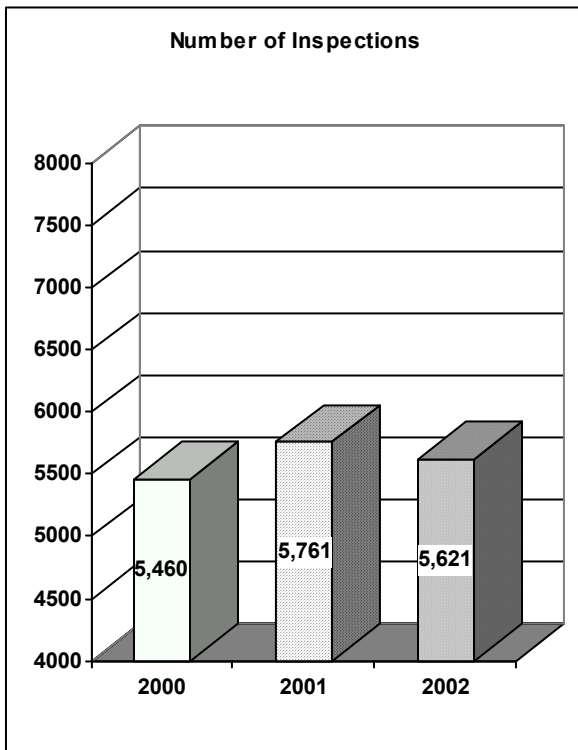
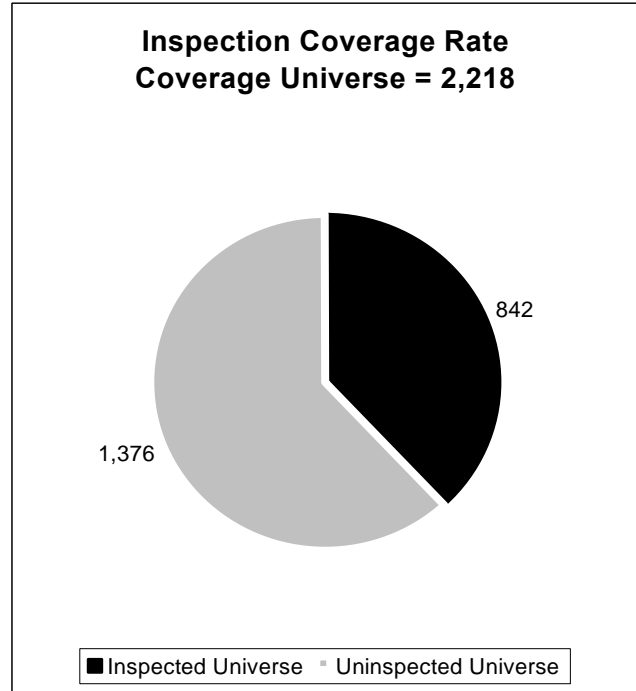
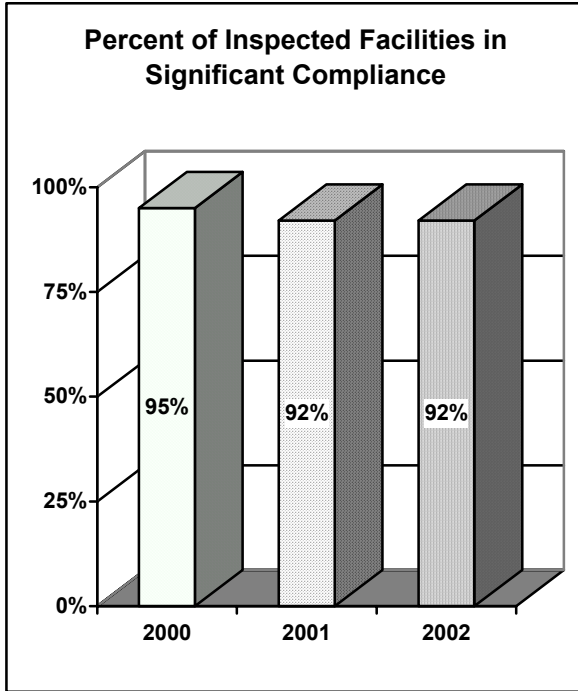
Oil Pollution Remediation Activities

	2002 Totals
<u>PERMITTED SITES/FACILITIES</u>	
Number of Permits/Licenses issued	na
Number of Permits/Licenses in effect at Fiscal Year End	na
<u>OTHER REGULATED SITES/FACILITIES</u>	
Identified Locations where there is a discharge impacting soil or groundwater. MDE approved remediation being conducted in an environmentally protective manner. *	2,218
<u>INSPECTIONS</u>	
Number of Sites inspected	842
Number of Inspections, Audits, Spot Checks	5,621
<u>COMPLIANCE PROFILE:</u>	
Number of Inspected Sites/Facilities with Significant Violations	66
% of Inspected Sites/Facilities in Significant Compliance	92%
% of Inspected Sites/Facilities with Significant Violations	8%
Inspection coverage Rate **	38%
<u>SIGNIFICANT VIOLATIONS</u>	
Number of Significant Violations involving Environmental or Health Impact	66
Number of Significant Violations based on Technical/Preventative Deficiencies	0
Number of Significant Violations carried over awaiting disposition from Previous Fiscal year	6
Total	72
<u>DISPOSITION OF SIGNIFICANT VIOLATIONS</u>	
Resolved	68
Ongoing	4
<u>ENFORCEMENT ACTIONS</u>	
Number of Compliance Assistance rendered	5,555
Number of Show Cause, Remedial, Corrective Actions issued	19
Number of Stop Work Orders	0
Number of Injunctions obtained	0
Number of Penalty and Other Enforcement Actions	38
Number of Referrals to Attorney General for possible Criminal Action	0
<u>PENALTIES</u>	
Amount of Penalties obtained	\$40,583

* Prior to FY 1999, this number only included releases from federally regulated UST motor fuel. After FY99 the number reflects all oil releases that have impacted the subsurface environment from any oil UST, AST or transport facility. Wording was changed in FY02 to reflect this definition.

** Coverage rate is computed as the total number of sites inspected (842) and dividing that by the total number of identified locations where there is groundwater or soil impact (2218)..

Oil Pollution Remediation Activities



Oil Underground Storage Tank Systems

PURPOSE

The underground storage tank function of the Oil Control Program (OCP) is a prevention program that seeks to reduce the severity of releases associated with the storage of regulated substances in UST systems throughout the State of Maryland. This is accomplished through ensuring compliance with operational requirements at sites that include local neighborhood service stations, oil terminals, churches, hospitals, schools, and military facilities.

AUTHORITY

FEDERAL: Resource Conservation and Recovery Act - Subtitle I

STATE: Environment Article, Title 4, Subtitle 4; COMAR 26. 10.

PROCESS

The Program assists tank owners in the prevention of the release of regulated substances by ensuring compliance with detailed State and federal regulations. These include release detection, corrosion and overfill prevention, insurance requirements, and construction standards. All regulated UST systems in Maryland must be registered with the Department and they are maintained in a comprehensive database. All tank technicians must pass a MDE test and maintain a certification with OCP.

CONTRIBUTES TO MANAGING FOR RESULTS

Goal # 2: Ensuring safe and adequate drinking water.

SUCCESSSES/CHALLENGES:

The implementation of an effective compliance program continues to represent a significant challenge and depends heavily on the voluntary compliance of the regulated community. For other than heating oil UST systems, the leak prone bare steel construction of UST systems has been replaced by modern UST systems designed to prevent leaks. However, the inspection activity associated with the numerous releases that have occurred over the last 20 years still requires the majority of the resources of the program. In order to maintain a high level of compliance with the operational requirements for UST systems, the Program's goal for inspection frequency of the over 5,800 UST facilities in the State is once every 18 months. With only 18 compliance inspectors, the Program has been able to achieve 83% of inspected facilities in significant compliance.

This page intentionally left blank.

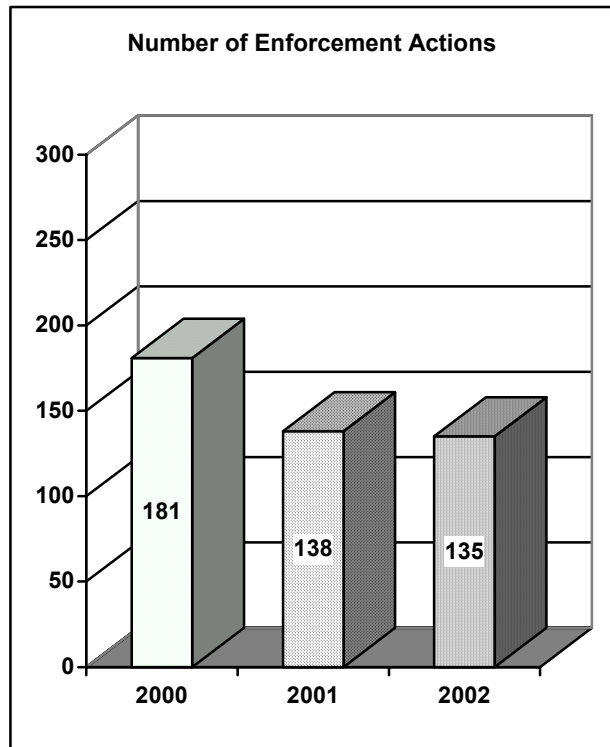
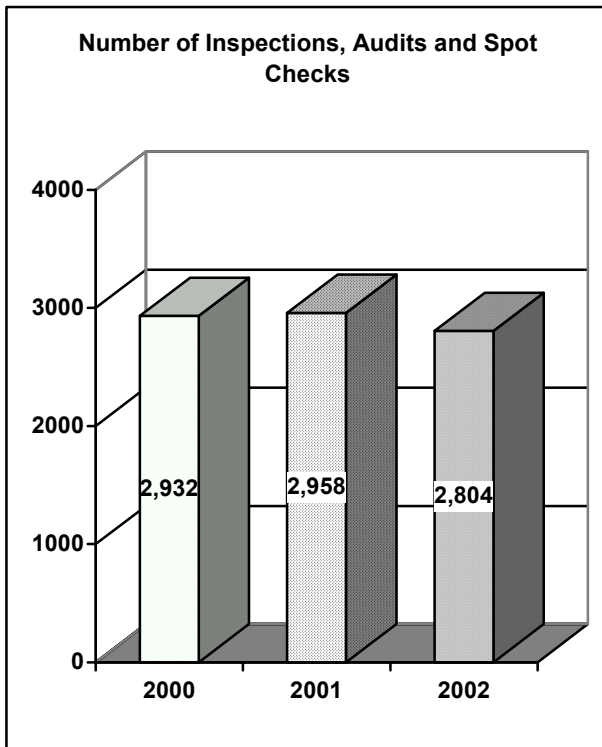
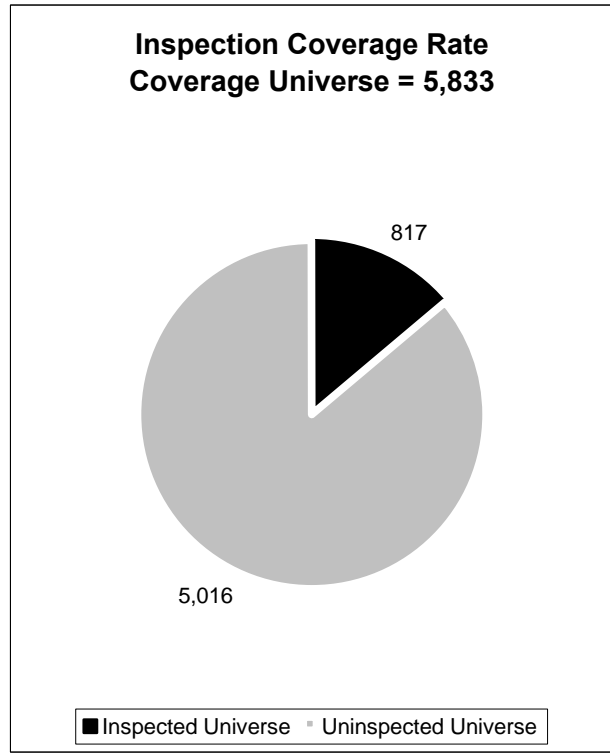
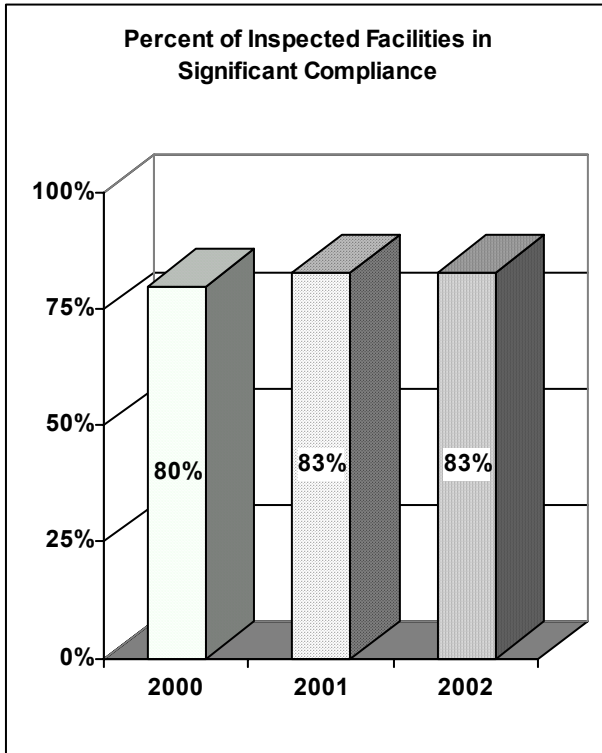
Oil Underground Storage Tank Systems

	2002 Total
<u>PERMITTED SITES/FACILITIES*</u>	
Number of Permits/Licenses issued (Technician & Remover Certifications)	197
Number of Permits/Licenses (Technician & Remover Certifications) in effect at Fiscal Year End	478
<u>OTHER REGULATED SITES/FACILITIES</u>	
Registered underground storage tank sites	5,833
<u>INSPECTIONS</u>	
Number of Sites inspected	817
Number of Inspections, Audits, Spot Checks	2,804
<u>COMPLIANCE PROFILE:</u>	
Number of Inspected Sites/Facilities with Significant Violations	135
% of Inspected Sites/Facilities in Significant Compliance	83%
% of Inspected Sites/Facilities with Significant Violations	17%
Inspection coverage Rate **	14%
<u>SIGNIFICANT VIOLATIONS</u>	
Number of Significant Violations involving Environmental or Health Impact	0
Number of Significant Violations based on Technical/Preventative Deficiencies	135
Number of Significant Violations carried over awaiting disposition from Previous Fiscal year	8
Total	143
<u>DISPOSITION OF SIGNIFICANT VIOLATIONS</u>	
Resolved	140
Ongoing	3
<u>ENFORCEMENT ACTIONS</u>	
Number of Compliance Assistance rendered	2,669
Number of Show Cause, Remedial, Corrective Actions issued	13
Number of Stop Work Orders	0
Number of Injunctions obtained	0
Number of Penalty and Other Enforcement Actions	122
Number of Referrals to Attorney General for possible Criminal Action	1
<u>PENALTIES</u>	
Amount of Penalties obtained	\$95,085

*Certified UST technicians and removers are part of the regulated community and, therefore, the inspection universe, and are included in the Report FY2000 forward.

** Coverage rate above is computed as the total number of sites inspected (817) and dividing that by the total number of registered UST sites (5833). Technician and Remover Certifications (478) are part of the Program's universe. However, this number is not included in coverage rate in order not to bias the evaluation of the Program's goal to visit each underground storage tank system on a routine basis.

Oil Underground Storage Tank Systems



Refuse Disposal

PURPOSE

Improper management of residential, commercial, and industrial wastes can pose direct threats to both the public health and the quality of Maryland's water resources. The Solid Waste Program is responsible for two important elements of environmental regulation: the review of the technical information needed to support application for new solid waste disposal facilities and the inspection and enforcement of regulations at permitted and unpermitted disposal facilities. Regulated solid waste acceptance facilities include municipal sanitary landfills, rubble landfills, land clearing debris landfills, non-hazardous industrial waste landfills, municipal waste-to-energy facilities, solid waste processing and composting facilities, and transfer stations.

AUTHORITY

FEDERAL: Resource Conservation and Recovery Act - Subtitle D

STATE: Environment Article, Title 9, Subtitle 2; COMAR 26.04

PROCESS

Permits are required for the construction and operation of solid waste acceptance facilities. The permits ensure that facilities are designed and operated in a manner protective of public health and the environment. The permit review activities cover a broad range of environmental and engineering elements to ensure state-of-the-art techniques protect the state's surface water, groundwater, air, and other natural resources. Routine unannounced inspections are performed at the facilities to ensure compliance.

Inspectors also spend a large percentage of their time investigating complaints regarding unpermitted facilities and open dumps. The compliance staff performs inspections and investigations to find, stop, and clean up illegal dumps and reduce the problems they cause, including odor, soil erosion, discharges of pollutants to surface water, and groundwater pollution. Corrective orders and penalties may be issued for violations in accordance with Department guidelines and procedures.

Compliance activities also include environmental monitoring and remediation. Geologists and engineers review groundwater monitoring and soil gas data to detect aqueous or gaseous pollutants, which may be migrating through the ground from landfills and dumpsites. When releases are detected, plans for landfill caps, groundwater and gas extraction, and treatment systems are required, subject to review and approval by MDE prior to implementation.

CONTRIBUTES TO MANAGING FOR RESULTS

Goal #2: Ensuring safe and adequate drinking water.

SUCSESSES/CHALLENGES:

The Solid Waste Program continues to be challenged by staff shortages and the need to retain trained inspectors. The numbers of refuse disposal facility inspections and compliance assistance actions decreased in FY2002 as compared to FY2001. A regional inspector position in Southern Maryland remains vacant. The work duties of this Program are required to be performed by Registered Sanitarians, who must pass a rigorous test and pay a fee to become registered and then obtain continuing education credits through training to maintain registration. The Program operates solely on general funds. Attempts have been made to secure a fee system, but have failed. The Department will continue to work with stakeholders to reach a consensus on an appropriate fee mechanism in an effort to support the necessary resources for a solid waste permitting and enforcement program in Maryland.

Refuse Disposal

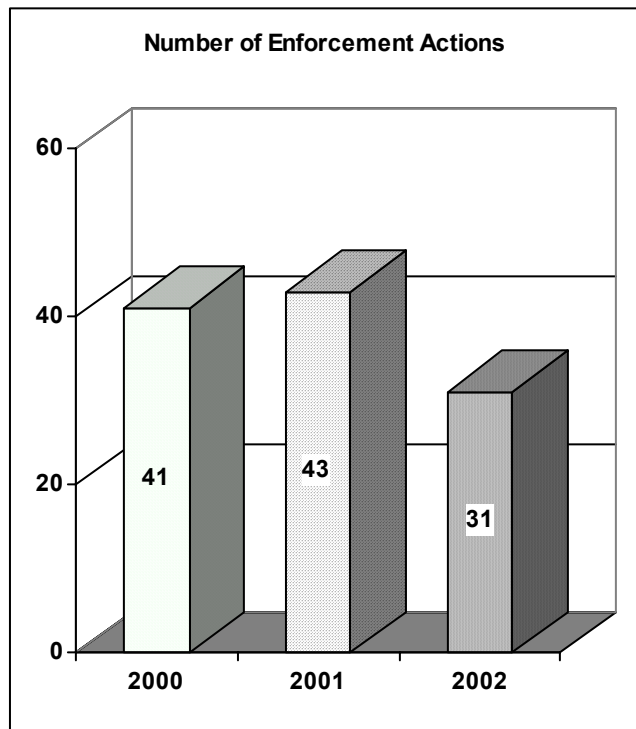
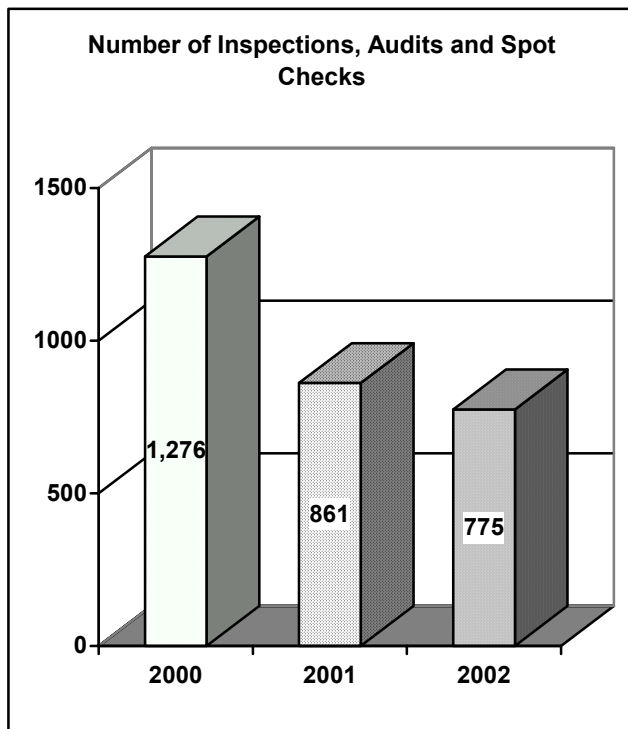
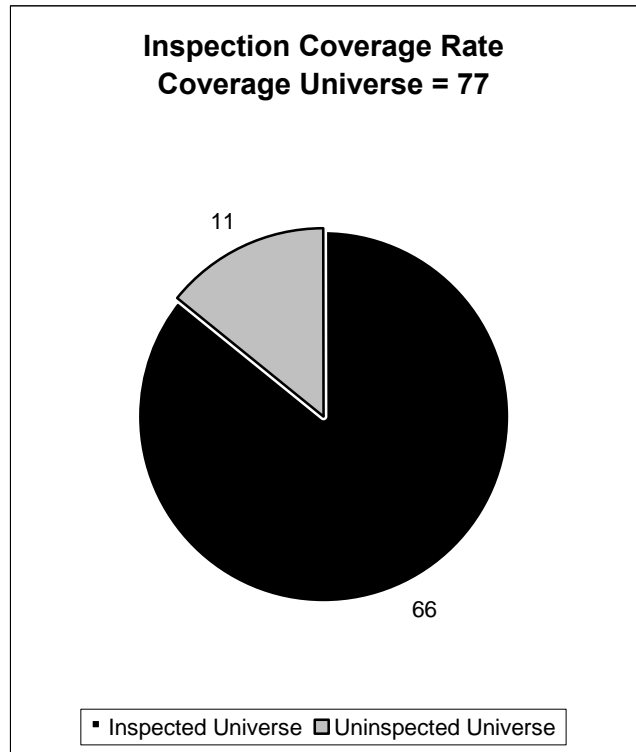
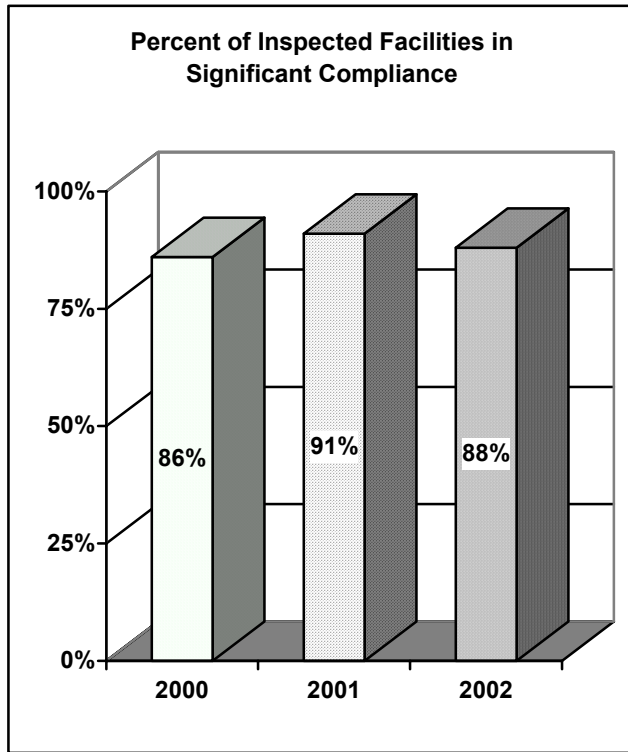
	2002 Totals
PERMITTED SITES/FACILITIES	
Number of Permits/Licenses issued	9
Number of Permits/Licenses in effect at Fiscal Year End *	98
OTHER REGULATED SITES/FACILITIES	
Unpermitted sites with ongoing violations	20
INSPECTIONS	
Number of Sites inspected ***	200
Number of Permitted Facilities Inspected	66
Number of Inspections, Audits, Spot Checks	775
COMPLIANCE PROFILE:	
Number of Inspected Sites/Facilities with Significant Violations	25
% of Inspected Sites/Facilities in Significant Compliance	88%
% of Inspected Sites/Facilities with Significant Violations	13%
Inspection coverage Rate **	85%
SIGNIFICANT VIOLATIONS	
Number of Significant Violations involving Environmental or Health Impact	2
Number of Significant Violations based on Technical/Preventative Deficiencies	23
Number of Significant Violations carried over awaiting disposition from Previous Fiscal year	28
Total	53
DISPOSITION OF SIGNIFICANT VIOLATIONS	
Resolved	29
Ongoing	24
ENFORCEMENT ACTIONS	
Number of Compliance Assistance rendered	79
Number of Show Cause, Remedial, Corrective Actions issued	3
Number of Stop Work Orders	0
Number of Injunctions obtained	3
Number of Penalty and Other Enforcement Actions	25
Number of Referrals to Attorney General for possible Criminal Action	4
PENALTIES	
Amount of Penalties obtained	\$6,019

* There are multiple permits (98) at several of the 77 facilities.

** Coverage rate above is computed as the total number of permitted facilities inspected (66) and dividing that by the total number permitted facilities (77). The Program's goal is to perform monthly site visits. However, this coverage rate is computed as an annual figure

*** 66 of the 200 sites were permitted facilities. The remaining 134 sites included non-permitted dumpings, citizen complaints and other similar solid waste issues.

Refuse Disposal



Scrap Tires

PURPOSE

Licenses are required for the hauling, collection, storage, processing, recycling, and burning of scrap tires. These licenses ensure that scrap tires are managed in a manner protective of public health and the environment.

AUTHORITY

STATE: Environment Article, Title 9, Subtitle 2; COMAR 26.04

PROCESS

The licensing system is intended to regulate the management of scrap tires and prevent illegal dumping. A State fund is available when a landowner fails to cleanup a scrap tire dump, cost recovery from the landowner is required. In general, larger scrap tire facilities are inspected more frequently than smaller ones through routine unannounced inspections. Inspectors also investigate citizen complaints about illegal dumping or handling of scrap tires. Corrective orders and penalties may be issued for violations in accordance with Department guidelines and procedures.

CONTRIBUTES TO MANAGING FOR RESULTS

Goal # 1: Ensuring environmental programs, activities and regulations support smart growth and community revitalization while protecting public health and the environment.

SUCSESSES/CHALLENGES:

In FY2002, the Program began issuing Notices of Violation to license holders for failure to submit required semi-annual reports. This was done by database searches and mass mailings. As a result, the number of enforcement actions increased significantly (117 in FY2002 vs. 10 in FY2001). The Program continues to affect the cleanup of scrap tire stockpiles, however, new stockpiles are discovered every year. The Program is developing outreach to prevent fires at scrap tire sites in order to reduce the environmental hazards caused by such occurrences. Outreach activities, coordinated with the Department of Agriculture, have also focused on the adverse health impacts of scrap tire sites such as the spread of West Nile Virus and other mosquito transmitted illness. MDE efforts with local governments are removing thousands of tires from the environment by providing drop-off sites and tire amnesty days.

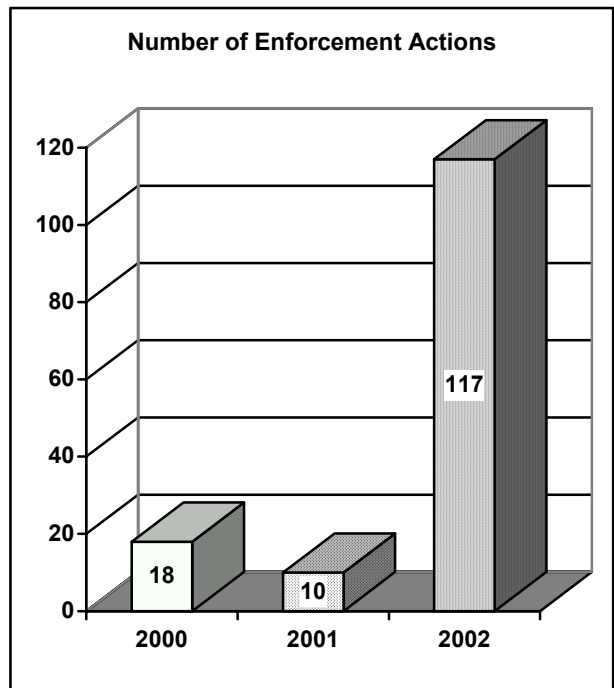
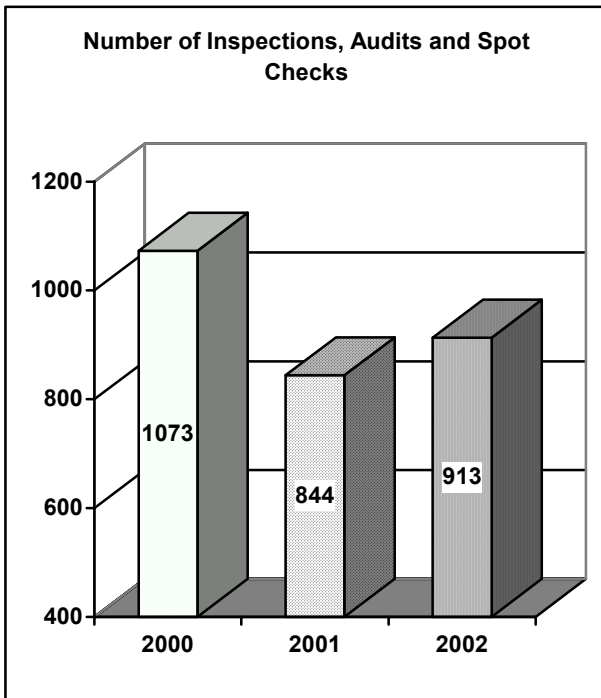
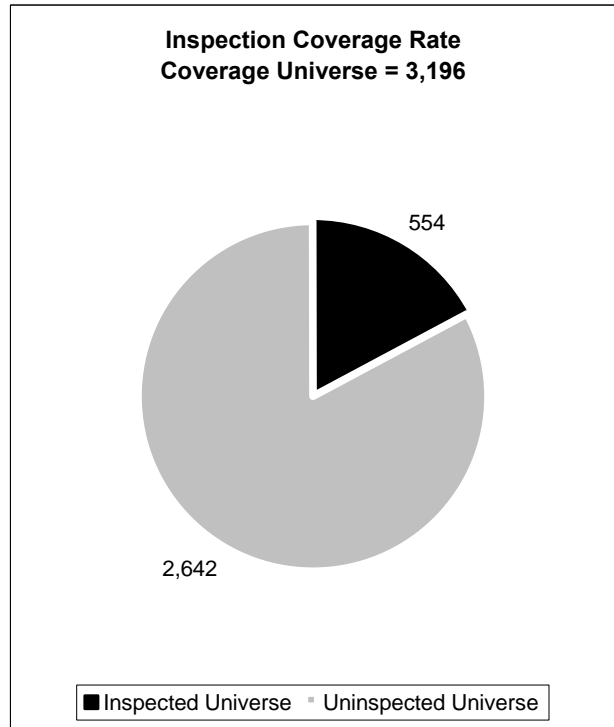
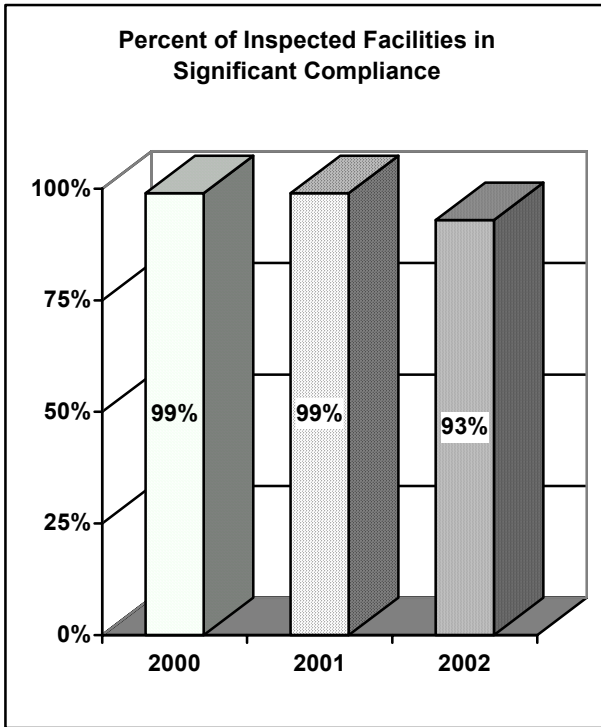
This page intentionally left blank.

Scrap Tires

	2002 Totals
<u>PERMITTED SITES/FACILITIES</u>	
Number of Permits/Licenses issued	332
Number of Permits/Licenses in effect at Fiscal Year End	3,111
<u>OTHER REGULATED SITES/FACILITIES</u>	
Stockpiles to be cleaned up	85
<u>INSPECTIONS</u>	
Number of Sites inspected	554
Number of Inspections, Audits, Spot Checks	913
<u>COMPLIANCE PROFILE:</u>	
Number of Inspected Sites/Facilities with Significant Violations	41
% of Inspected Sites/Facilities in Significant Compliance	93%
% of Inspected Sites/Facilities with Significant Violations	7%
Inspection coverage Rate *	17%
<u>SIGNIFICANT VIOLATIONS</u>	
Number of Significant Violations involving Environmental or Health Impact	1
Number of Significant Violations based on Technical/Preventative Deficiencies	109
Number of Significant Violations carried over awaiting disposition from Previous Fiscal year	12
Total	122
<u>DISPOSITION OF SIGNIFICANT VIOLATIONS</u>	
Resolved	107
Ongoing	15
<u>ENFORCEMENT ACTIONS</u>	
Number of Compliance Assistance rendered	62
Number of Show Cause, Remedial, Corrective Actions issued	7
Number of Stop Work Orders	0
Number of Injunctions obtained	1
Number of Penalty and Other Enforcement Actions	109
Number of Referrals to Attorney General for possible Criminal Action	1
<u>PENALTIES</u>	
Amount of Penalties obtained	\$9,910

* Coverage rate above is computed as the total number of sites inspected (554) and dividing that by the total number of permits/licenses in effect (3111) plus the number of stockpiles to be cleaned up (85).

Scrap Tires



Sewage Sludge Utilization

PURPOSE

These permits are required for the transportation, collection, handling, storage, treatment, land application, or disposal of sewage sludge in the State. The purpose of the permits is to ensure that sewage sludge is managed in a manner that is protective of public health and the environment. Sewage sludge utilized in Maryland is applied mostly for agricultural uses, composted, pelletized, landfilled, or incinerated. Permits include applicable nutrient management plans and other necessary documents.

AUTHORITY

STATE: Environment Article, Title 9, Subtitle 2; COMAR 26.04

PROCESS

Composting facilities and pelletizers are inspected monthly. Storage facilities are inspected monthly when in use. Landfill disposal operations are inspected during the course of routine landfill inspections. Land application sites are inspected when the workload allows. The inspector may recommend corrective actions to take, if any are required. If a significant violation is found site complaints are issued. Corrective orders and penalties may be issued for violations in accordance with Department guidelines and procedures. Inspectors also investigate citizens' complaints about sewage sludge utilization.

CONTRIBUTES TO MANAGING FOR RESULTS

Goal #5: Improving and protecting Maryland's water quality.

SUCCESSSES/CHALLENGES:

The Program conducted a slightly greater number of inspections (711 in FY2002 vs. 661 in FY2001) in spite of an inspector position remaining vacant. Maryland continues to lead most other states in the number of sewage sludge inspections conducted. There have been no instances of unpermitted land application of sewage sludge in the State. This is contributed to the Programs efforts to work with the regulated community over the last several years. However, the Program has had a recent number of vacant positions and the current hiring freeze will adversely impact the ability to perform site inspections in the future.

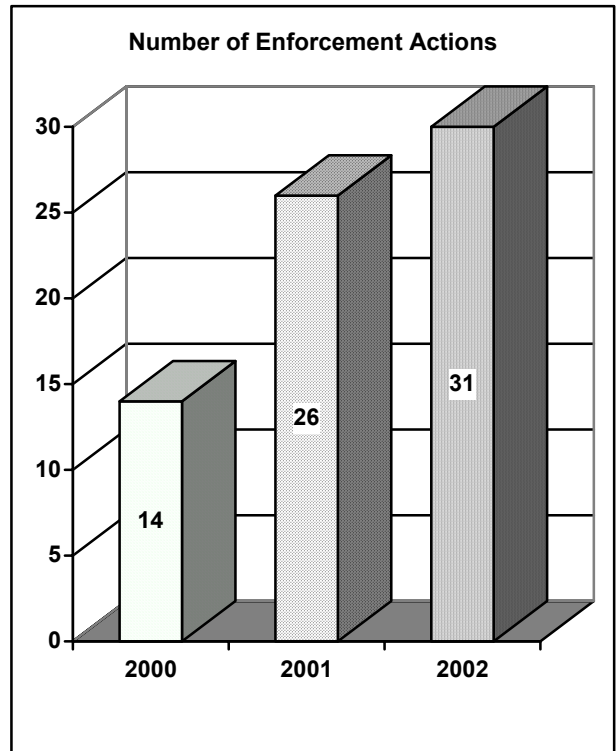
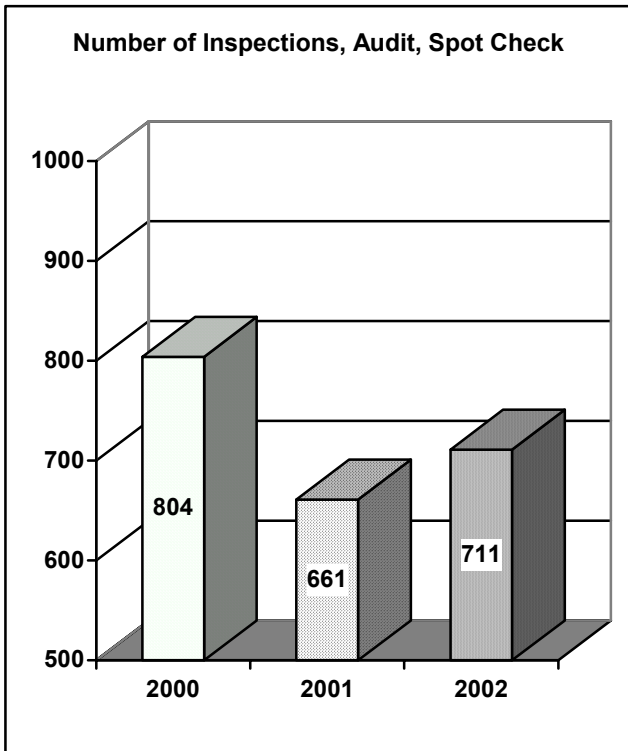
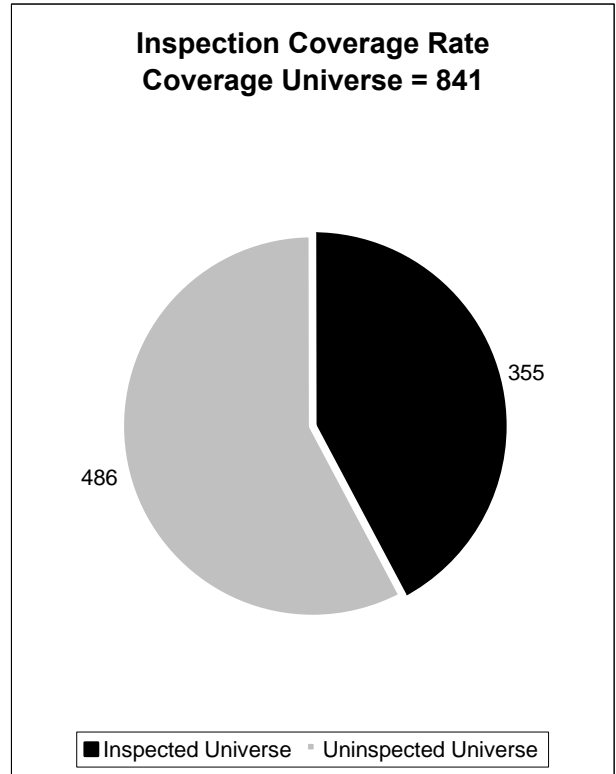
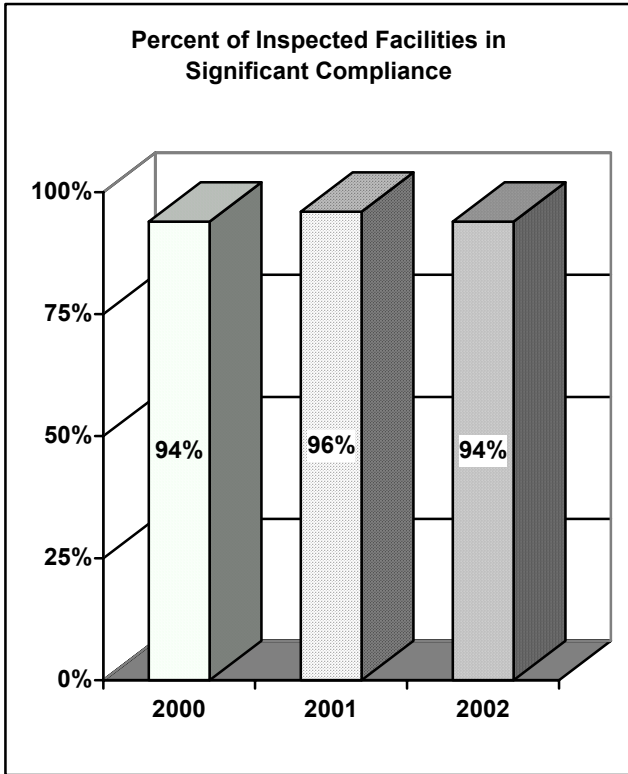
This page intentionally left blank.

Sewage Sludge Utilization

	2002 Totals
<u>PERMITTED SITES/FACILITIES</u>	
Number of Permits/Licenses issued	143
Number of Permits/Licenses in effect at Fiscal Year End	841
<u>OTHER REGULATED SITES/FACILITIES</u>	
Unpermitted sites with ongoing violations (added fy02)	1
<u>INSPECTIONS</u>	
Number of Sites inspected	355
Number of Inspections, Audits, Spot Checks	711
<u>COMPLIANCE PROFILE:</u>	
Number of Inspected Sites/Facilities with Significant Violations	23
% of Inspected Sites/Facilities in Significant Compliance	94%
% of Inspected Sites/Facilities with Significant Violations	6%
Inspection coverage Rate *	42%
<u>SIGNIFICANT VIOLATIONS</u>	
Number of Significant Violations involving Environmental or Health Impact	1
Number of Significant Violations based on Technical/Preventative Deficiencies	25
Number of Significant Violations carried over awaiting disposition from Previous Fiscal year	6
Total	32
<u>DISPOSITION OF SIGNIFICANT VIOLATIONS</u>	
Resolved	29
Ongoing	3
<u>ENFORCEMENT ACTIONS</u>	
Number of Compliance Assistance rendered	34
Number of Show Cause, Remedial, Corrective Actions issued	1
Number of Stop Work Orders	0
Number of Injunctions obtained	0
Number of Penalty and Other Enforcement Actions	30
Number of Referrals to Attorney General for possible Criminal Action	0
<u>PENALTIES</u>	
Amount of Penalties obtained	\$500

* Coverage rate above is computed as the total number of sites inspected (355) and dividing that by the total number of permits/licenses in effect (841).

Sewage Sludge Utilization



Wood Waste Recycling

PURPOSE

The purpose of the permits is to ensure that natural wood wastes are managed in a manner protective of public health and the environment. In particular, the permitting system is intended to prevent large-scale fires at these facilities.

AUTHORITY

STATE: Environment Article, Title 9, Subtitle 17; COMAR 26.04

PROCESS

Permits are required for the operation of facilities that recycle natural wood waste (stumps, root mat, branches, logs, and brush). Recycling is conducted by chipping the wastes and converting them into mulch. This process is regulated by the conditions in the permit.

Routine unannounced inspections may be performed at these facilities several times per year to ensure compliance with the permit conditions. MDE inspectors also investigate citizen complaints about wood waste recycling operations. These responses account for the large number of inspections, audits, and spot checks relative to the number of inspected sites. Corrective orders and penalties may be issued for violations in accordance with Department guidelines and procedures.

CONTRIBUTES TO MANAGING FOR RESULTS

Goal #6: Ensuring the air is safe to breath.

SUCCESSSES/CHALLENGES:

The percentage of facilities with significant violations increased significantly. There were two reported instances of fires at natural wood waste recycling facilities, one at a permitted facility and one at an unpermitted facility. An inspector position remains vacant and the hiring freeze will affect future compliance activities at these sites.

This page intentionally left blank.

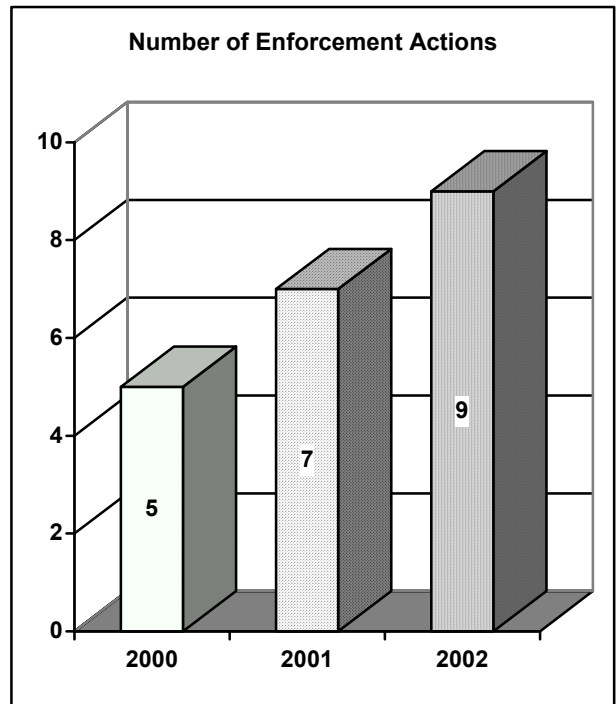
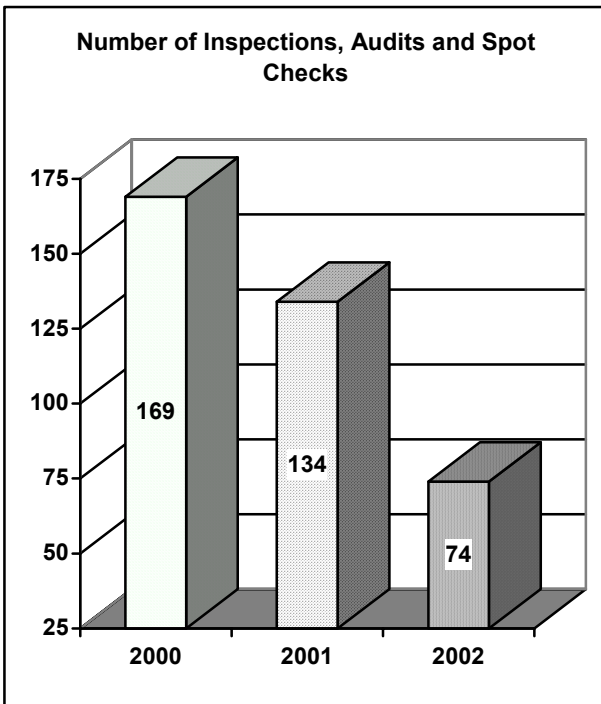
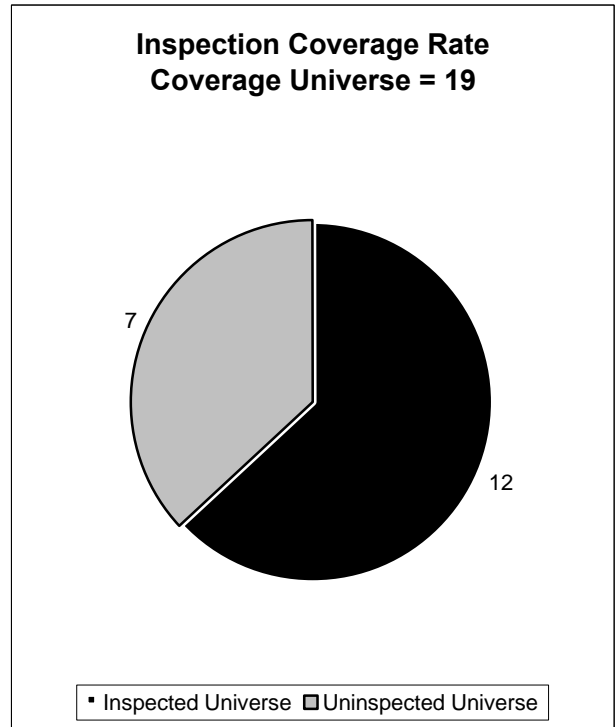
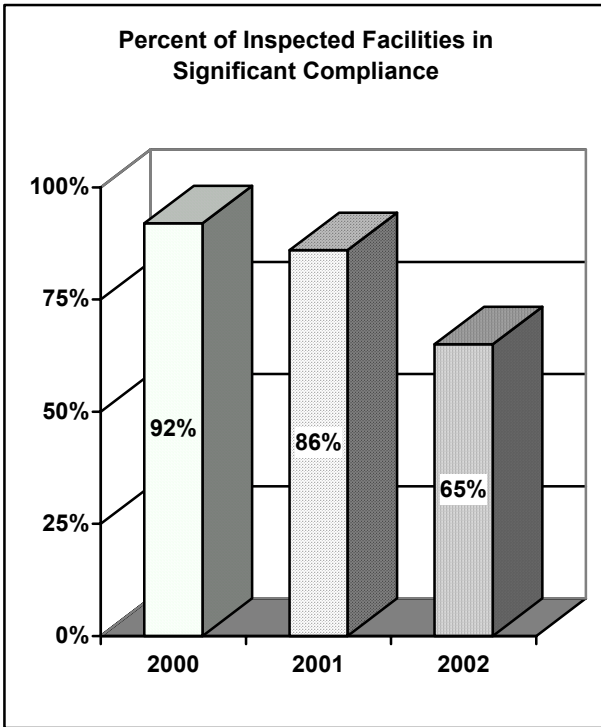
Wood Waste Recycling

	2002 totals
<u>PERMITTED SITES/FACILITIES</u>	12
Number of Permits/Licenses issued	6
Number of Permits/Licenses in effect at Fiscal Year End	19
<u>OTHER REGULATED SITES/FACILITIES</u>	
Unpermitted sites with ongoing violations	2
Unpermitted sites at Fiscal Year End	8
<u>INSPECTIONS</u>	
Number of Sites inspected*	23
Number of Inspections, Audits, Spot Checks	74
<u>COMPLIANCE PROFILE:</u>	
Number of Inspected Sites/Facilities with Significant Violations	8
% of Inspected Sites/Facilities in Significant Compliance	65%
% of Inspected Sites/Facilities with Significant Violations	35%
Inspection coverage Rate **	63%
<u>SIGNIFICANT VIOLATIONS</u>	
Number of Significant Violations involving Environmental or Health Impact	3
Number of Significant Violations based on Technical/Preventative Deficiencies	5
Number of Significant Violations carried over awaiting disposition from Previous Fiscal year	10
Total	18
<u>DISPOSITION OF SIGNIFICANT VIOLATIONS</u>	
Resolved	10
Ongoing	8
<u>ENFORCEMENT ACTIONS</u>	
Number of Compliance Assistance rendered	22
Number of Show Cause, Remedial, Corrective Actions issued	1
Number of Stop Work Orders	0
Number of Injunctions obtained	0
Number of Penalty and Other Enforcement Actions	8
Number of Referrals to Attorney General for possible Criminal Action	0
<u>PENALTIES</u>	
Amount of Penalties obtained	\$3,000

*Number of inspected sites includes permitted facilities, government facilities that do not require permits, unpermitted natural wood waste operations and citizen complaints.

** Coverage rate is computed as the total number of permitted sites inspected (12) and dividing that by the total number of Permitted/Licenses in effect (19). It is understood that the total enforcement universe inspected was 23 sites. However, it was deemed more useful to the reader by W.A.S. to demonstrate a coverage rate at our permitted facilities.

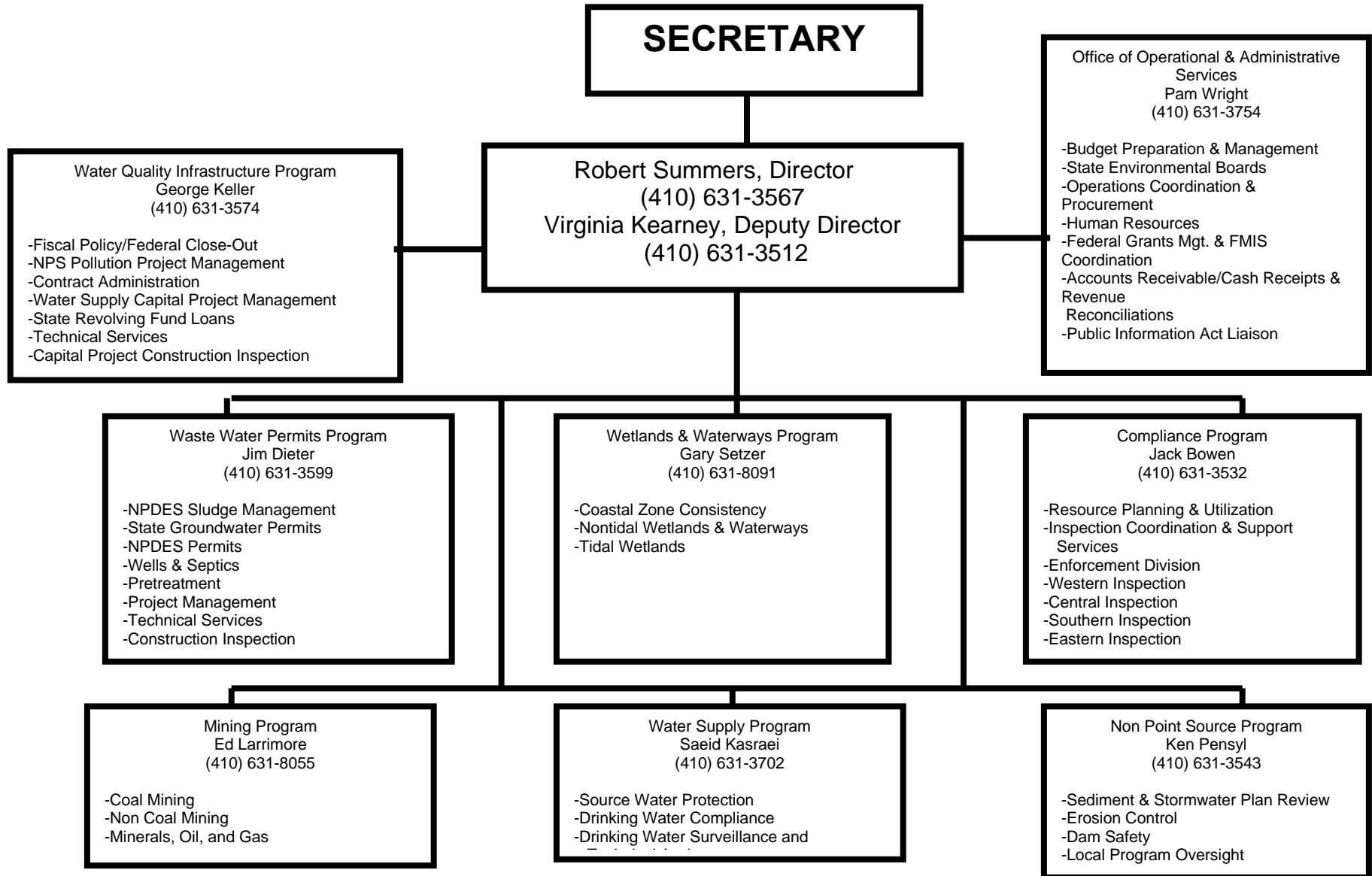
Wood Waste Recycling





WATER MANAGEMENT ADMINISTRATION

WATER MANAGEMENT ADMINISTRATION



Discharges – Groundwater (Municipal And Industrial)

PURPOSE

Groundwater Discharge Permits control the disposal of treated municipal or industrial wastewater into the State's groundwater via spray irrigation or other land-treatment applications. A groundwater discharge permit will contain the limitations and requirements deemed necessary to protect public health and minimize groundwater pollution.

AUTHORITY

STATE: Environment Article, Title 9, Subtitle 3; COMAR 26.08

PROCESS

Upon permit issuance, the file is transferred to the Compliance Program where an inspection priority is assigned. Inspections at the facilities are scheduled in accordance with the assigned priority. Facilities are not given advance notification of routine inspections. Scheduled inspection frequencies may be modified as workload or priorities change. If samples are needed to document site conditions they are taken and turned into a lab for analysis. Discharge Permits require sample self-monitoring of the discharge by the facility; results are filed quarterly with the Department in the form of Discharge Monitoring Reports (DMR). DMR review by the inspector is not counted as a separate activity; rather it is part of the inspector's preparation for making a facility's inspection. Submitted DMR's are reviewed, in the office, by Enforcement Division Staff in order to determine whether the criterion for "Significant Noncompliance" has been met. The DMR reviews performed by the Enforcement Division are included in the following Table on the line identified as "Inspections, Audits, Spot Checks." The Enforcement Division is also responsible for entering all DMR data into a database.

CONTRIBUTES TO MANAGING FOR RESULTS GOAL

Goal #5: improving and Protecting Maryland's Water Quality.

SUCCESSSES AND CHALLENGES

Excessive nutrients and industrial wastewater have the potential to impact the quality of groundwater. Through the groundwater discharge permitting process, dischargers are inventoried, inspected, and enforced.

For this year, the number of sites Inspected and the amount of penalties obtained have decreased. The decrease in the number of sites Inspected can be attributed to a shift in deliverables to EPA under the Section 106 Grant. Specifically, during this fiscal year the Program focused on major dischargers (those greater than 1 mgd), concentrated animal feedlot operations, redi-mix concrete plants and general discharge permits for construction activities. Many of the minor dischargers were not inspected as in previous years. However, their self-monitoring reporting was more closely scrutinized. The closer scrutiny is responsible for the number of inspections, audits, spot checks increasing.

This page intentionally left blank.

Discharge – Groundwater (Municipal And Industrial)

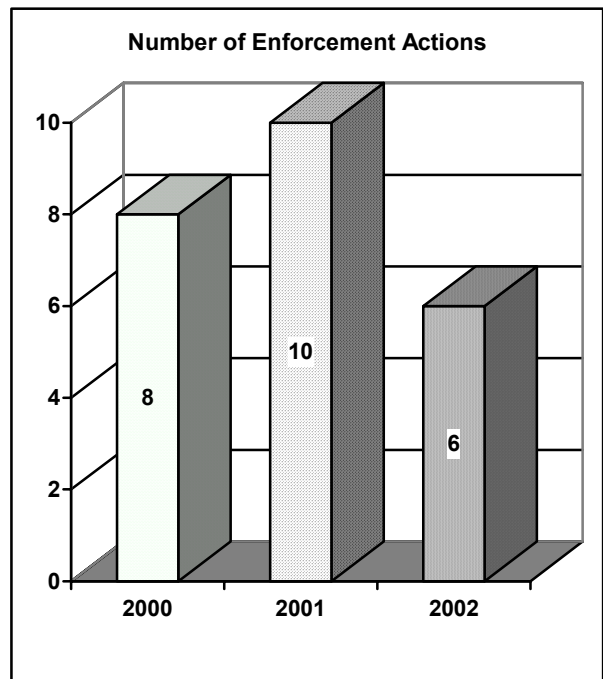
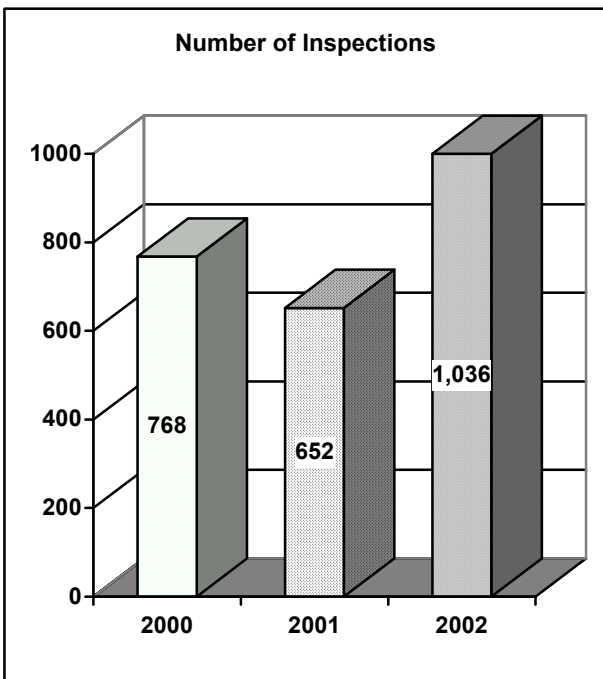
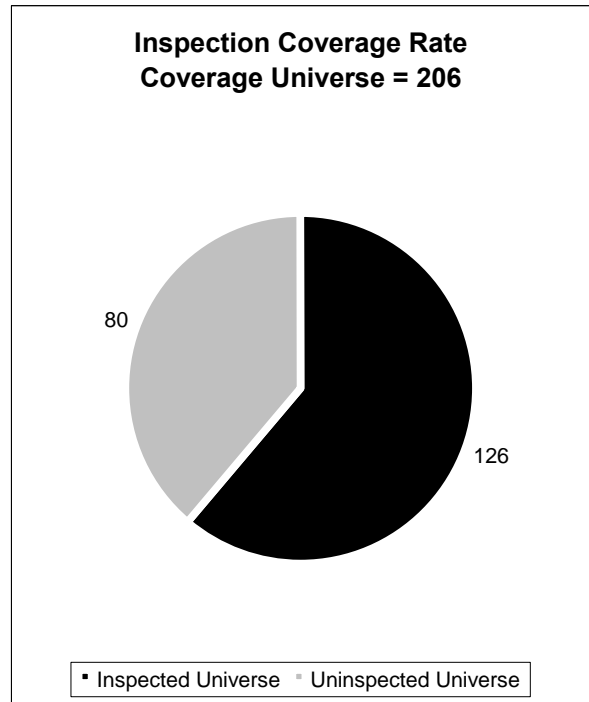
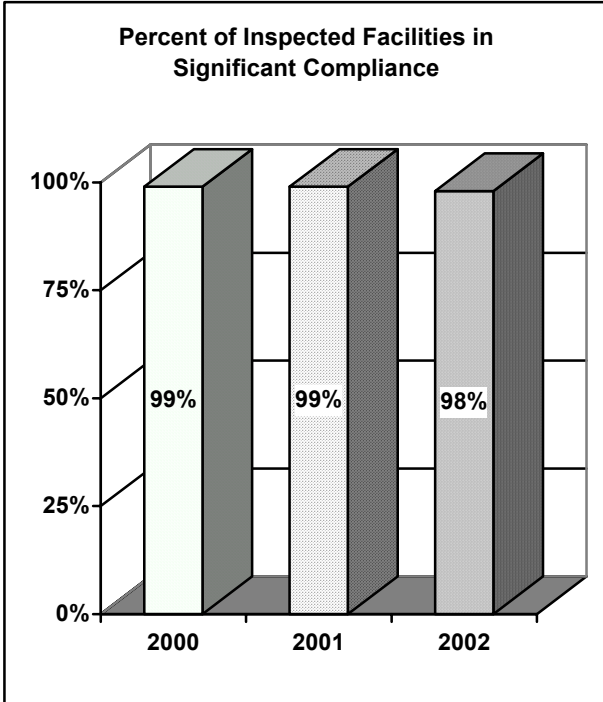
	2002 Totals
<u>PERMITTED SITES/FACILITIES</u>	
Number of Permits/Licenses issued*	56
Number of Permits/Licenses in effect at Fiscal Year End	206
<u>OTHER REGULATED SITES/FACILITIES</u>	
None	
<u>INSPECTIONS</u>	
Number of Sites inspected	126
Number of Inspections, Audits, Spot Checks**	1,036
<u>COMPLIANCE PROFILE:</u>	
Number of Inspected Sites/Facilities with Significant Violations	2
% of Inspected Sites/Facilities in Significant Compliance	98%
% of Inspected Sites/Facilities with Significant Violations	2%
Inspection coverage Rate ***	61%
<u>SIGNIFICANT VIOLATIONS</u>	
Number of Significant Violations involving Environmental or Health Impact	4
Number of Significant Violations based on Technical/Preventative Deficiencies	2
Number of Significant Violations carried over awaiting disposition from Previous Fiscal year	8
Total	14
<u>DISPOSITION OF SIGNIFICANT VIOLATIONS</u>	
Resolved	11
Ongoing	3
<u>ENFORCEMENT ACTIONS</u>	
Number of Compliance Assistance rendered	17
Number of Show Cause, Remedial, Corrective Actions issued	3
Number of Stop Work Orders	0
Number of Injunctions obtained	0
Number of Penalty and Other Enforcement Actions	3
Number of Referrals to Attorney General for possible Criminal Action	0
<u>PENALTIES</u>	
Amount of Administrative or Civil Penalties obtained	\$6,873

* Includes new/ renewals/ modifications

** This number includes 198 inspections and 838 DMR reviews.

*** Coverage rate above is computed as the total number of sites inspected and dividing that by the sum of the total number of permits/licenses in effect.

Discharge – Groundwater (Municipal and Industrial)



Discharges - Surface Water (Municipal & Industrial) State and NPDES Permits

PURPOSE

The purpose of the federal National Pollutant Discharge Elimination System (NPDES) program is to control pollution generated from industrial activity, municipal wastewater systems, certain agricultural activities and stormwater runoff from industrial, municipal and agricultural activities. Anyone who discharges wastewater to surface waters needs a surface water discharge permit. Applicants include municipalities, counties, schools and commercial sewage treatment plants, as well as treatment systems for private residences that use surface discharge techniques. All industrial, commercial or institutional facilities that discharge wastewater (or storm water from certain facilities) directly to surface waters of Maryland need this permit. All discharges to municipal wastewater systems will only require a pretreatment permit. Certain agricultural activities, specifically, concentrated animal feeding operations, are also required to obtain a surface water discharge permit.

The NPDES permit system also includes a stormwater component to control pollution generated from runoff associated with industrial sites, municipal storm sewer systems, and concentrated animal feeding operations. Eleven categories of industry and certain sized local governments are required by the Clean Water Act and the U.S. Environmental Protection Agency (EPA) to be permitted under the NPDES stormwater program. The surface water discharge permit combines the requirements of the State discharge permit program and the NPDES into one permit for municipal wastewater treatment facilities that discharge to State surface waters. The permit is designated to maintain water quality standards in the water receiving the discharge.

NOTE: An Industrial Stormwater Discharge permit for construction activity is tracked and documented under the Stormwater Management and Erosion & Sediment Control Program. General discharge permit coverage is required for construction activities which involve five acres or greater of disturbance.

AUTHORITY

FEDERAL: Clean Water Act

STATE: Environment Article, Title 9, Subtitle 3; COMAR 26.08

PROCESS

Upon issuance of a permit the file is transferred to the Compliance Program where an inspection priority is assigned. Inspections at the facility are scheduled in accordance with the assigned priority. Facilities are not given advance notification of routine inspections. Scheduled inspection frequencies may be modified as workload or priorities change. If water quality samples are needed to document site conditions they are taken and submitted to a lab for analysis. Discharge Permits require self-monitoring sampling of the discharge by the facility and results filed quarterly with the Department in Discharge Monitoring Reports (DMR). DMR review by the inspector is not counted as a separate activity; rather it is part of the inspector's preparation for making a facility inspection. Submitted DMR's are reviewed, in the office, by Enforcement Division Staff in order to

determine whether the criterion for “Significant Noncompliance” has been met. The DMR reviews performed by the Enforcement Division are included in the following Table on the line identified as “Inspections, Audits, Spot Checks”. The Enforcement Division is also responsible for entering all DMR data into a database.

CONTRIBUTES TO MANAGING FOR RESULTS

Goal #5: improving and Protecting Maryland’s Water Quality.

SUCCESSSES AND CHALLENGES

Excessive nutrients from municipal and industrial wastewater, industrial chemicals in wastewater, and the pollutants carried by stormwater runoff all have the potential to impact the quality of surface waters. Through the surface water discharge permitting process, dischargers are inventoried, inspected, and enforced. WMA was challenged this year to focus increased attention to numerous sewage overflows primarily from municipal sewage collection systems. The resulting priority shift required the Compliance Program begin to inspect each overflow/spill report that it received.

The Compliance Program has been able to maintain a consistent level of activity in this media. Improvements are noted in the categories for which it has more control, i.e., sites inspected, inspections, audits, spot checks, compliance assistance. Conversely there was a decrease within resolving violations, Enforcement Actions and Administrative and Civil Penalties Obtained. The reason for the Program’s ability to maintain a high profile in this media is because inspections in this media remained, as well as sewage overflow responses, a priority. The Water Management Administration performs a certain number of inspections during the year, under priorities established as part of its grant commitment with EPA. This year, WMA was able to exceed its proposed inspection numbers. With the high level of presence at these sites, there was not a corresponding increase in the number of significant violations found or in the amount of penalties collected. These are categories in which the Administration has no control over the nature of, or degree of severity of the violations.

Supplemental Environmental Projects (SEP)

WMA encourages the use of SEPs because they can play a role in securing significant environmental or public health protection and improvements. SEPs may be particularly appropriate to further the objectives in the statutes WMA administers and to achieve other policy goals, including promoting pollution prevention and environmental justice.

During FY2002 WMA entered into agreements with eight municipalities and one private corporation to perform SEPs totaling \$1,063,900.

Discharges – Surface Water (Municipal & Industrial) State and NPDES Permits

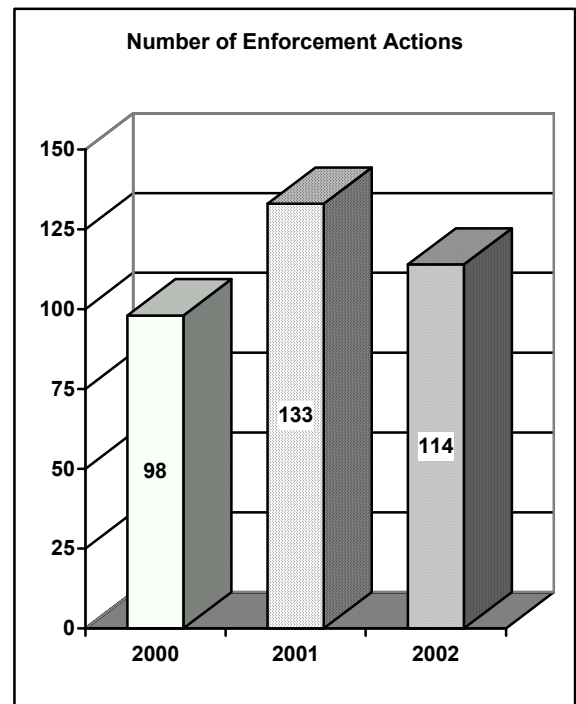
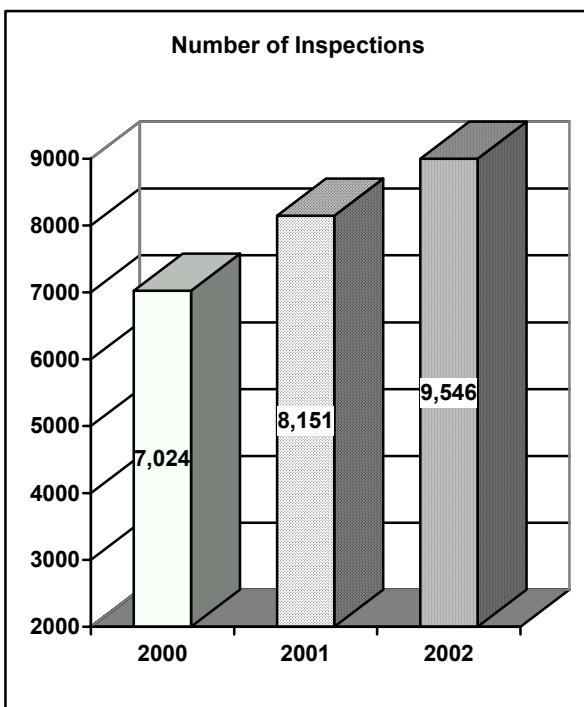
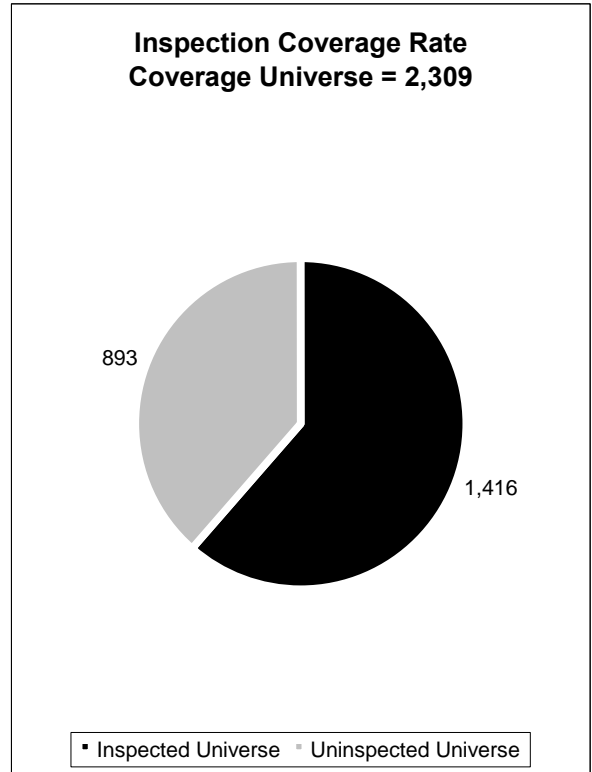
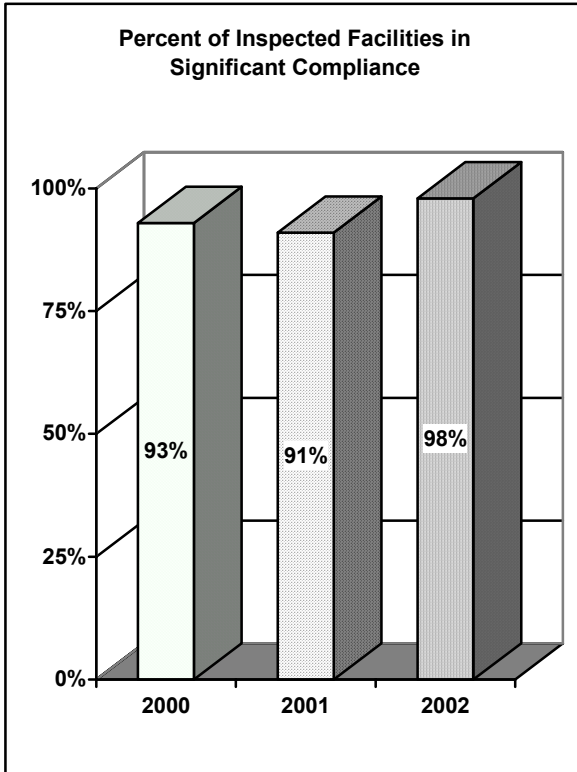
	2002 Totals
<u>PERMITTED SITES/FACILITIES</u>	
Number of Permits/Licenses issued*	696
Number of Permits/Licenses in effect at Fiscal Year End	2,309
<u>OTHER REGULATED SITES/FACILITIES</u>	
None	
<u>INSPECTIONS</u>	
Number of Sites inspected	1,416
Number of Inspections, Audits, Spot Checks**	9,546
<u>COMPLIANCE PROFILE:</u>	
Number of Inspected Sites/Facilities with Significant Violations	29
% of Inspected Sites/Facilities in Significant Compliance	98%
% of Inspected Sites/Facilities with Significant Violations	2%
Inspection coverage Rate ***	90%
<u>SIGNIFICANT VIOLATIONS</u>	
Number of Significant Violations involving Environmental or Health Impact	57
Number of Significant Violations based on Technical/Preventative Deficiencies	117
Number of Significant Violations carried over awaiting disposition from Previous Fiscal year	97
Total	271
<u>DISPOSITION OF SIGNIFICANT VIOLATIONS</u>	
Resolved	122
Ongoing	149
<u>ENFORCEMENT ACTIONS</u>	
Number of Compliance Assistance rendered	168
Number of Show Cause, Remedial, Corrective Actions issued	25
Number of Stop Work Orders	0
Number of Injunctions obtained	6
Number of Penalty and Other Enforcement Actions	83
Number of Referrals to Attorney General for possible Criminal Action	1
<u>PENALTIES</u>	
Amount of Administrative or Civil Penalties obtained	\$288,482

* This number includes new permits/renewals and conversions/modifications of permits.

** This number includes 3030 inspections and 6516 DMR reviews.

*** Coverage rate above is computed as the total number of sites inspected and dividing that by the total number of permits/licenses in effect.

Discharges – Surface Water (Municipal & Industrial) State and NPDES Permits



Discharges – Pretreatment (Industrial)

PURPOSE

As part of its responsibility for enforcing federal and state laws and regulations pertaining to the discharge of wastes, MDE is responsible for controlling wastes from industrial and other non-domestic sources discharged into publicly owned treatment works (POTW). In accordance with its authority as delegated by EPA, MDE has delegated responsibility for implementation of a pretreatment program to 17 local pretreatment programs which are responsible for 244 sites. Local pretreatment program responsibilities include issuing discharge permits to industrial users, conducting industrial inspections and performing compliance monitoring, developing and enforcing local limits, enforcing federal pretreatment standards and assessing penalties against industrial users. These requirements are included in a delegation agreement, which is signed by the POTW and MDE and then incorporated by reference into the POTW's NPDES permit issued by MDE. Given the fact that the bulk of the responsibility for this program is delegated to POTW's, the enforcement actions and penalties that are pursued and collected in this program are by local government and would not be reflected in MDE's enforcement statistics.

AUTHORITY

FEDERAL: Clean Water Act

STATE: Environment Article, Title 9, Subtitle 3; COMAR 26.08

PROCESS

MDE, through the Pretreatment Program, oversees local pretreatment program implementation. This oversight is performed by the permitting program staff by conducting: 1) pretreatment compliance inspections; 2) audits of pretreatment programs; 3) joint review of industrial user permits; 4) independent and joint industrial inspections with the POTW; 5) review of the monitoring reports from POTW's; or, 6) initiation of enforcement actions when the POTW fails to act in accordance with its delegated responsibilities. The Pretreatment Program also issues permits to categorical industrial users discharging to wastewater treatment plants in areas of the state without delegated pretreatment programs. Compliance of these industrial users is tracked by review of periodic compliance reports and annual inspections.

CONTRIBUTES TO MANAGING FOR RESULTS GOAL:

MFR Goal 5: improving and Protecting Maryland's Water Quality

SUCSESSES AND CHALLENGES

Excessive nutrients from municipal and industrial wastewater and industrial chemicals in wastewater have the potential to impact the quality of surface waters. The Pretreatment Program currently issues permits to categorical industrial users located in areas not serviced by jurisdictions with delegated pretreatment programs. The Pretreatment Program has been able to inspect all delegated pretreatment programs and inspect all categorical industrial users on an annual basis. Additionally, upon request, inspections were also performed at several industrial users with compliance issues.

Over the course of the year this program's numbers have remained steady, with the exception of a decrease in the amount of penalties collected. This is the second consecutive year experiencing a decrease in the amount of penalties collected by the State, again which can be explained as an increase in activity by the delegated pretreatment programs. As the delegated programs increase their activities, there is less need for the State to become involved in penalty issuance. The Compliance Assistance number shows a large increase as a result of increased communication between the Program and the POTWs.

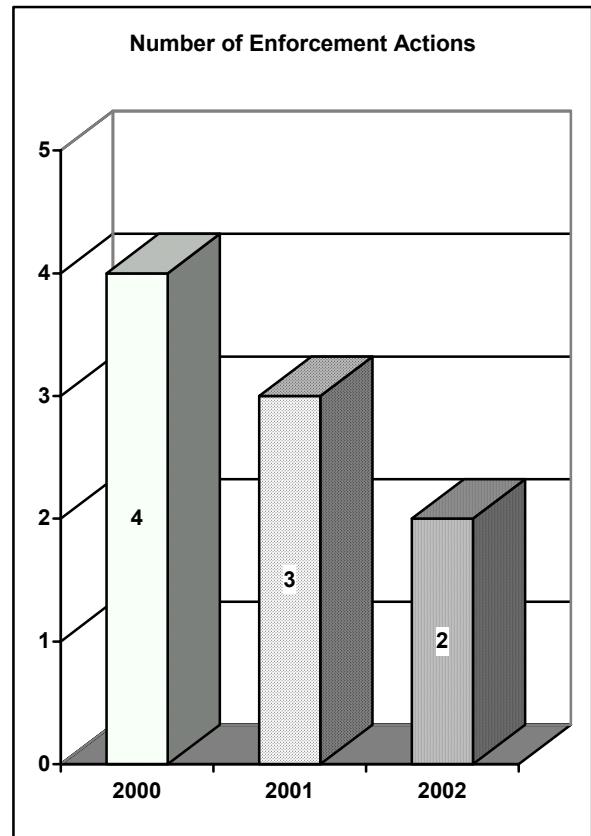
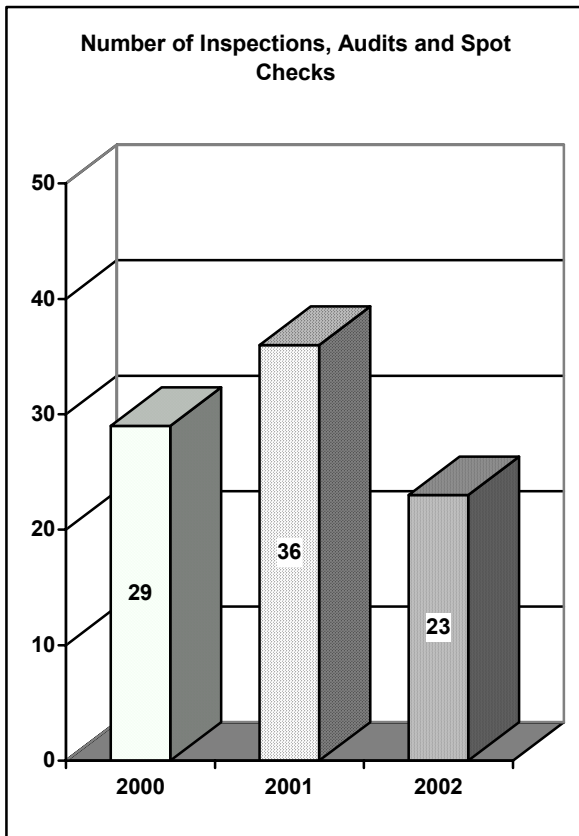
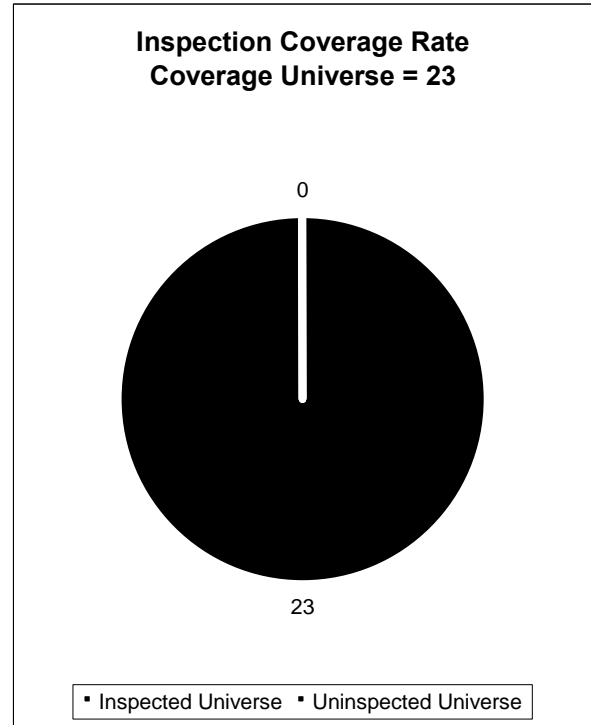
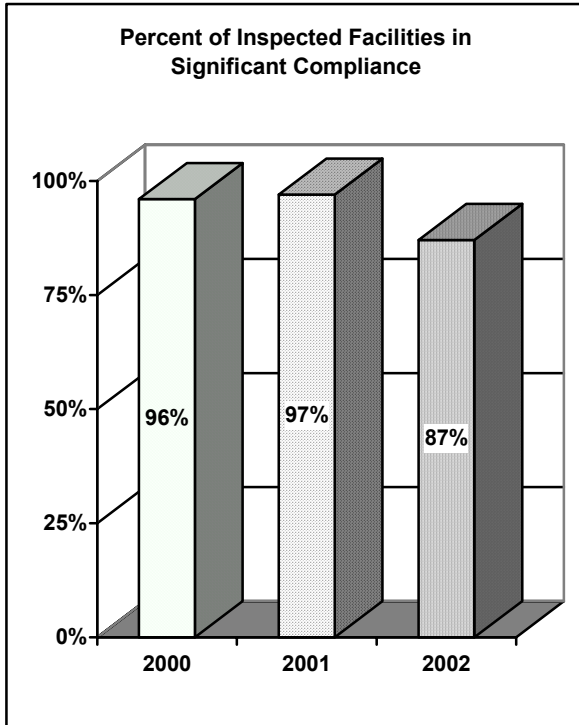
Discharges - Pretreatment (Industrial)

	2002 Totals
<u>PERMITTED SITES/FACILITIES</u>	
Number of Permits/Licenses issued	0
Number of Permits/Licenses in effect at Fiscal Year End *	5
<u>OTHER REGULATED SITES/FACILITIES</u>	
Publicly Owned Treatment Works (POTWs)	18
<u>Locally regulated</u> Significant Industrial Users not including POTW's *	227
<u>INSPECTIONS</u>	
Number of Sites inspected	23
Number of Inspections, Audits, Spot Checks	23
<u>COMPLIANCE PROFILE:</u>	
Number of Inspected Sites/Facilities with Significant Violations	3
% of Inspected Sites/Facilities in Significant Compliance	87%
% of Inspected Sites/Facilities with Significant Violations	13%
Inspection coverage Rate **	100%
<u>SIGNIFICANT VIOLATIONS</u>	
Number of Significant Violations involving Environmental or Health Impact	1
Number of Significant Violations based on Technical/Preventative Deficiencies	3
Number of Significant Violations carried over awaiting disposition from Previous Fiscal year	0
Total	4
<u>DISPOSITION OF SIGNIFICANT VIOLATIONS</u>	
Resolved	4
Ongoing	0
<u>ENFORCEMENT ACTIONS</u>	
Number of Compliance Assistance rendered	57
Number of Show Cause, Remedial, Corrective Actions issued	0
Number of Stop Work Orders	0
Number of Injunctions obtained	0
Number of Penalty and Other Enforcement Actions***	2
Number of Referrals to Attorney General for possible Criminal Action	0
<u>PENALTIES</u>	
Amount of Administrative or Civil Penalties obtained	\$20,000

* These are State permitted Categorical Industries.

** Coverage rate is defined as the number of sites inspected divided by the sum of permits/licenses in effect and the POTW's. These are the sites that this Program is responsible for inspecting and is required by statute to provide a 100% coverage rate.

Discharge – Pretreatment (Industrial)



Stormwater Management and Erosion & Sediment Control For Construction Activity

PURPOSE

The purpose of Maryland's erosion and sediment control program is to lessen the impact to the aquatic environment caused by sediment leaving construction sites. Any construction activity in Maryland that disturbs 5,000 square feet or more of land, or results in 100 cubic yards or more of earth movement must have approved stormwater management and erosion and sediment control plans before construction begins. The purpose of Maryland's stormwater management program is to reduce stream channel erosion, pollution, siltation, and local flooding caused by land use changes associated with urbanization. This is accomplished by maintaining after development, the pre-development runoff conditions through the use of various stormwater management measures. Additionally, for any construction activity that disturbs five or more acres, coverage must be obtained under the Department's general discharge permit for construction activity. The purpose of this permit is to prevent water pollution and streambank erosion caused by excess erosion, siltation, and stormwater flows from construction sites.

The purpose of the federal National Pollutant Discharge Elimination System (NPDES) stormwater program is to control pollution generated from runoff associated with industrial activity and municipal storm sewer systems. Eleven categories of industry and certain sized local governments are required by the Clean Water Act and the U.S. Environmental Protection Agency (EPA) to be permitted under the NPDES stormwater program.

AUTHORITY

FEDERAL: Clean Water Act, Section 402; 40 CFR

STATE: Environment Article, Title 4, Subtitle 1 and Subtitle 2; COMAR 26.17

PROCESS

Inspection and enforcement authority for erosion and sediment control has been delegated by the state. Worcester County is the most recent jurisdiction to receive sediment control delegation. State inspections are performed at all construction projects in the 10 non-delegated counties. Inspections at all state and federal projects throughout Maryland are the responsibility of the State inspection program. This report does not reflect the erosion and sediment control inspection and enforcement activities conducted by local governments in delegated jurisdictions. Stormwater management approval for all nonstate and nonfederal projects is by law the responsibility of each local jurisdiction. State inspections of stormwater management facilities are performed only for state and federal projects. Upon issuance of a permit or authorization, whether by the Sediment and Stormwater Permits Division or by the local sediment control approval authority, the file is transferred to the Compliance Program where an inspection priority is assigned. The inspectors then schedule routine inspections of the facilities adhering to the assigned priority as much as workload allows. Facilities are not given advance notification of routine

inspections. At any time during the process, the inspection frequency can be adjusted as site conditions or workload demands.

As in the previous reports, the Stormwater Management and Erosion and Sediment Control programs have been combined into one table. The rationale for this change is that at the state level, these projects are reviewed and approved as one project. For all state and federally funded projects, plan review and approval for stormwater management and for sediment control is performed by the Nonpoint Source Program, and inspections for stormwater management and sediment control are performed by the Compliance Program. Conversely, all non-state/non-federally funded projects are reviewed at the local level, and if delegated, inspected at the local level. In non-delegated jurisdictions, the MDE Compliance Program performs sediment control inspections. Emphasis remained on accounting for sediment control inspections when they were performed in association with the inspection of other media permits.

In the following table, 6962 inspections were performed at 3024 local Erosion and Sediment Control Approvals, while 1647 inspections were performed at 740 stormwater management approvals.

The Program's emphasis has continued to focus on sediment control inspections.

CONTRIBUTES TO MANAGING FOR RESULTS

Goal #5: improving and Protecting Maryland's Water Quality

SUCCESSSES AND CHALLENGES

Excessive nutrients and sediment have the potential to impact the water quality. The delivery of these pollutants may occur via stormwater runoff from construction activities. Inspections remain a priority, as evidenced by the numbers and the Compliance Program met its goals. Both the Number of Inspections and the Number of Sites Inspected have increased. The staff vacancy problems noted last year have improved only slightly, however. FY01 was a year of training for seven new inspectors. The output of the Compliance Program inspectors is a result of those inspectors proficiently performing on their own. The laptop computer problems associated with downloading inspection reports that were noted last year have not been totally resolved, but they were not nearly of the magnitude they were the previous year. COMAR 26.17.01.09.D.(2), states: "Ensure that every active site having a designed erosion and sediment control plan is inspected for compliance with the approved plan on the average of once every two weeks." This requirement is not being met.

As in the previous year, the Allegany, Frederick and Talbot Soil Conservation Districts continued to perform Erosion and Sediment Control inspections on behalf of the Department. As a result of their inspections, one referral for action was forwarded by the Frederick SCD and resulted in the issuance of an administrative penalty. The numbers of sites Inspected and numbers of inspections on the following table do not reflect the activities of the three SCD's.

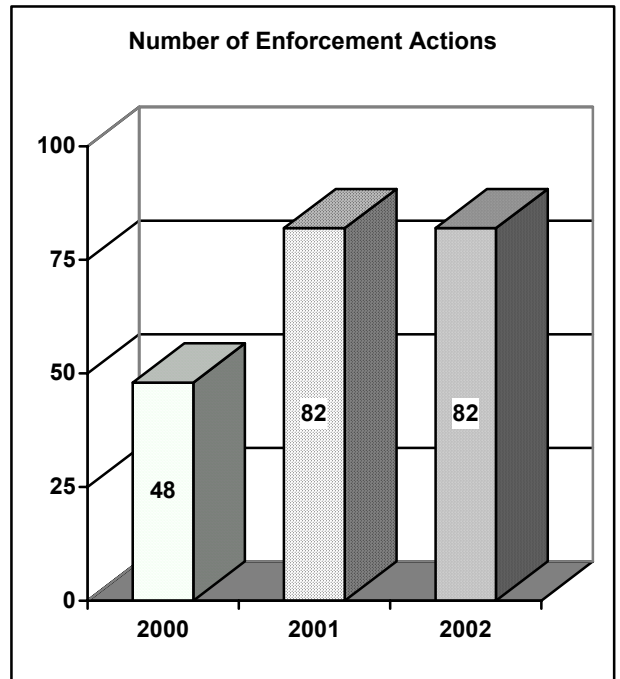
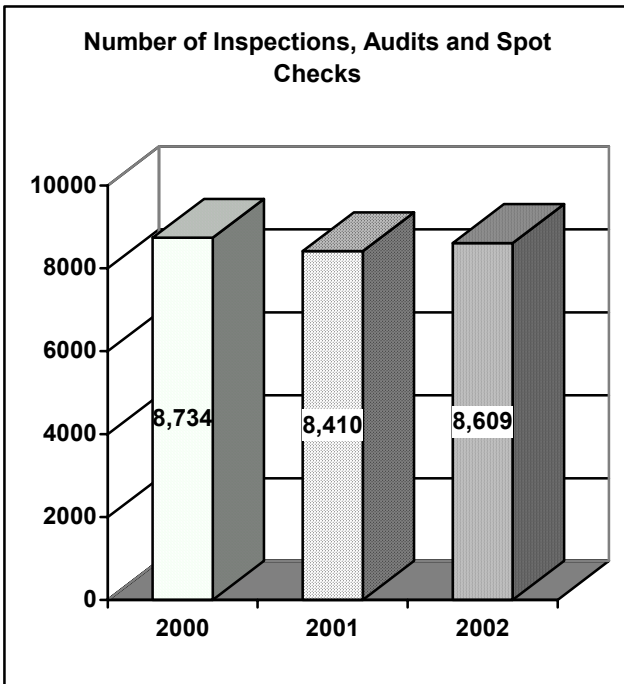
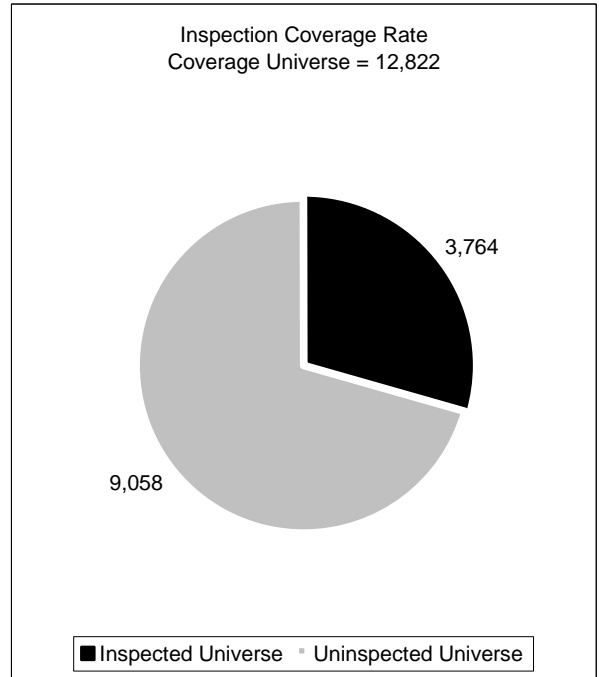
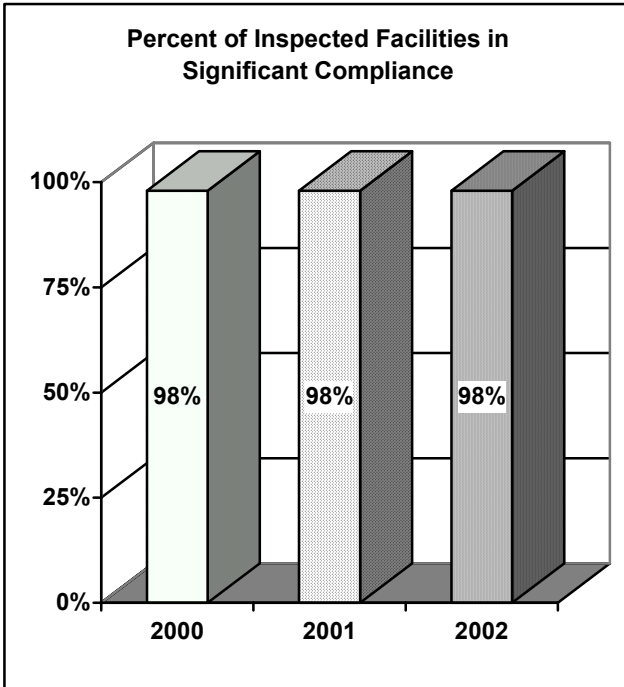
Stormwater Management and Erosion & Sediment Control For Construction Activity

	2002 Totals
<u>PERMITTED SITES/FACILITIES</u>	
Number of Permits/Licenses issued*	740
Number of Permits/Licenses in effect at Fiscal Year End	12,822
<u>OTHER REGULATED SITES/FACILITIES</u>	
None	
<u>INSPECTIONS</u>	
Number of Sites inspected	3,764
Number of Inspections, Audits, Spot Checks	8,609
<u>COMPLIANCE PROFILE:</u>	
Number of Inspected Sites/Facilities with Significant Violations	72
% of Inspected Sites/Facilities in Significant Compliance	98%
% of Inspected Sites/Facilities with Significant Violations	2%
Inspection coverage Rate **	29%
<u>SIGNIFICANT VIOLATIONS</u>	
Number of Significant Violations involving Environmental or Health Impact	27
Number of Significant Violations based on Technical/Preventative Deficiencies	45
Number of Significant Violations carried over awaiting disposition from Previous Fiscal year	26
Total	98
<u>DISPOSITION OF SIGNIFICANT VIOLATIONS</u>	
Resolved	75
Ongoing	23
<u>ENFORCEMENT ACTIONS</u>	
Number of Compliance Assistance rendered	608
Number of Show Cause, Remedial, Corrective Actions issued	17
Number of Stop Work Orders	13
Number of Injunctions obtained	0
Number of Penalty and Other Enforcement Actions	52
Number of Referrals to Attorney General for possible Criminal Action	0
<u>PENALTIES</u>	
Amount of Administrative or Civil Penalties obtained	\$149,492

*Includes Sites Permitted Under the Construction General Discharge Permit

** Coverage rate above is computed as the total number of sites inspected and dividing that by the total number of permits/licenses in effect.

Stormwater Management and Erosion & Sediment Control For Construction Activity



Mining – Coal

PURPOSE

A coal-mining permit has been implemented to minimize the effects of coal mining on the environment. In addition to environmental controls, the permit provides for proper land reclamation and ensures public safety. Permits are required for surface coal mining, deep coal mining, prospecting, preparation plants, loading facilities, and refuse reclamation operations. All coal mining activity occurs in Allegany and Garrett Counties.

AUTHORITY

FEDERAL: Surface Mining Control and Reclamation Act of 1977

STATE: Environment Article, Title 15, Subtitle 5; COMAR 26.20

PROCESS

Upon issuance of a permit/license/authorization the file is transferred to the Compliance Program where an inspection priority is assigned. By agreement with the federal Office of Surface Mining (OSM), MDE has committed to inspect each permitted facility on a monthly basis. The inspectors then schedule routine inspections of the facilities adhering to the assigned priority as much as workload allows. Facilities are not given advance notification of routine inspections. At any time during the process, the inspection frequency can be adjusted as site conditions or workload demands. After two years of stable permit numbers, the number of coal mining permits has dropped slightly.

CONTRIBUTES TO MANAGING FOR RESULTS

Goal #5: Improving and Protecting Maryland's Water Quality

SUCCESSSES AND CHALLENGES

Within the activity of mining coal the potential exists to degrade water quality through the transport of sediment-laden water and acidic water with pH values that can adversely impact the aquatic habitat. Proper land reclamation after the completion of the mining activity also provides a benefit to the water quality.

The Compliance Program has been able to maintain its level of activity in this media in accordance with its agreement with the federal Office of Surface Mining (OSM). The Compliance Program was able to maintain a consistent level of activity and even increase the number of inspections. Specific regulatory inspection requirements are being met.

COMAR 26.20.31.02.A "The Bureau shall conduct an average of one partial inspection per month of each active surface mining and reclamation operation and shall conduct as many partial inspections for each inactive surface mining and reclamation operation as necessary to ensure effective enforcement of the Regulatory Program."

COMAR 26.20.31.02.B. "The Bureau shall conduct an average of at least one complete inspection per calendar quarter of each active or inactive surface mining and reclamation operation."

This page intentionally left blank.

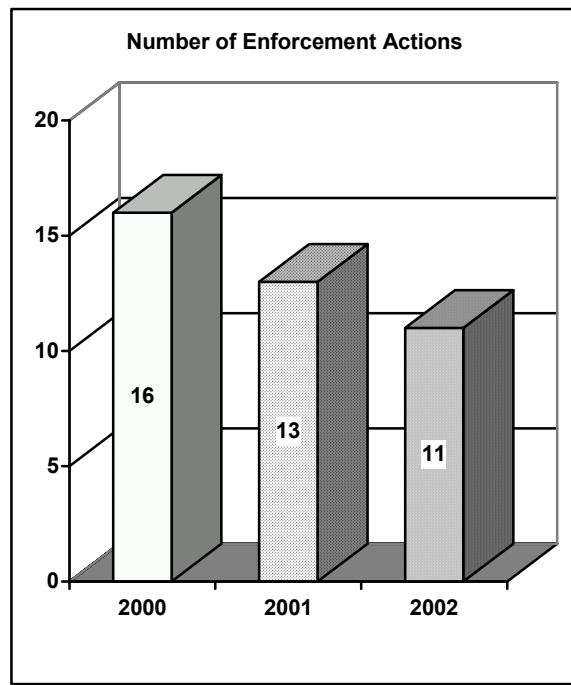
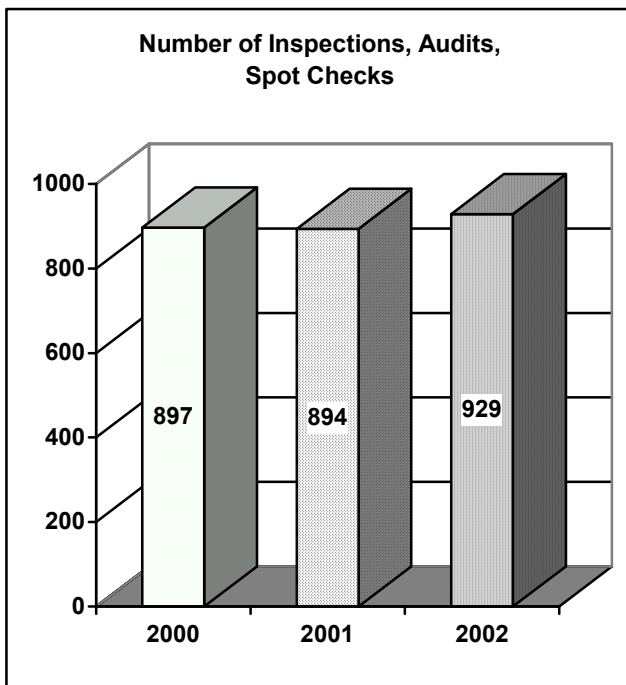
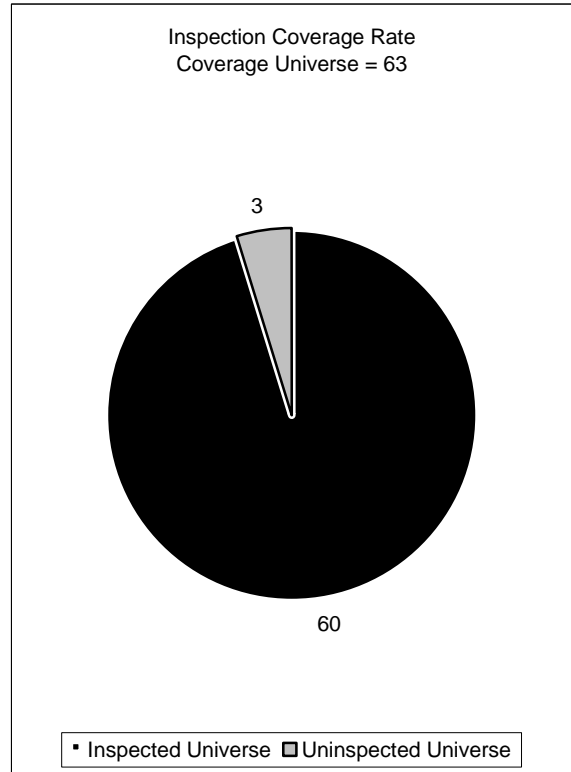
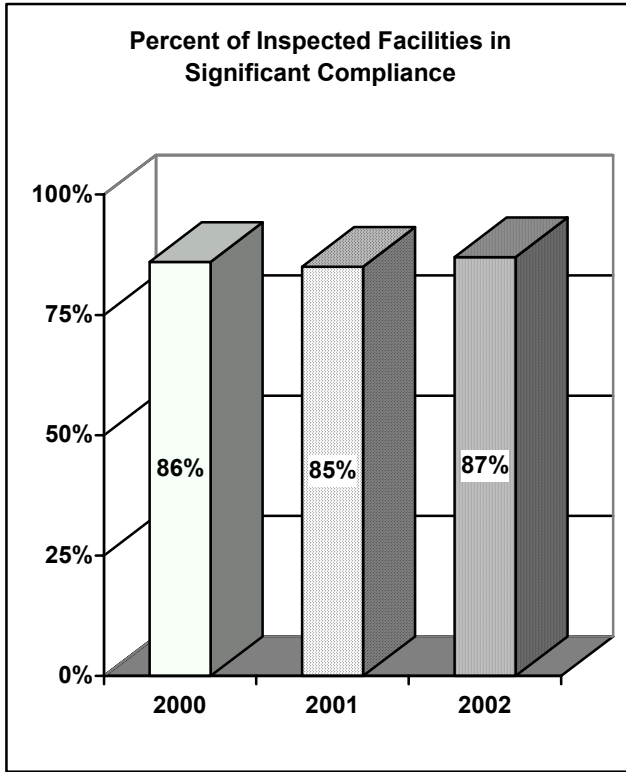
Mining – Coal

	2002 Totals
<u>PERMITTED SITES/FACILITIES</u>	
Number of Permits/Licenses issued*	64
Number of Permits/Licenses in effect at Fiscal Year End	63
<u>OTHER REGULATED SITES/FACILITIES</u>	
Coal mining operating licenses issued	31
Coal mining operating licenses in effect at Fiscal Year end	30
Surface coal mining blaster certifications issued	8
Surface coal mining blaster certifications in effect at Fiscal Year end	36
<u>INSPECTIONS</u>	
Number of Sites inspected	60
Number of Inspections, Audits, Spot Checks	929
<u>COMPLIANCE PROFILE:</u>	
Number of Inspected Sites/Facilities with Significant Violations	8
% of Inspected Sites/Facilities in Significant Compliance	87%
% of Inspected Sites/Facilities with Significant Violation	13%
Inspection coverage Rate **	97%
<u>SIGNIFICANT VIOLATIONS</u>	
Number of Significant Violations involving Environmental or Health Impact	2
Number of Significant Violations based on Technical/Preventative Deficiencies	8
Number of Significant Violations carried over awaiting disposition from Previous Fiscal year	0
Total	10
<u>DISPOSITION OF SIGNIFICANT VIOLATIONS</u>	
Resolved	10
Ongoing	0
<u>ENFORCEMENT ACTIONS</u>	
Number of Compliance Assistance rendered	0
Number of Show Cause, Remedial, Corrective Actions issued	10
Number of Stop Work Orders	1
Number of Injunctions obtained	0
Number of Penalty and Other Enforcement Actions	0
Number of Referrals to Attorney General for possible Criminal Action	0
<u>PENALTIES</u>	
Amount of Administrative or Civil Penalties obtained	\$0

* Coal Mining Permits Issued includes 14 / Approvals/Renewals/ Transfers/ 50 modifications.

** Coverage rate above is computed as the total number of sites inspected divided by the total number of permits/licenses in effect (giving us the known universe of possible inspection sites).

Mining – Coal



Mining – Non-Coal

PURPOSE

A mining permit has been implemented to minimize the effects of surface mining on the environment. In addition to environmental controls, the permit provides for proper land reclamation and ensures public safety. A performance bond of \$1,250 per acre is required to ensure that proper reclamation occurs.

AUTHORITY

STATE: Environment Article – Title 15, Subtitle 8; COMAR 26.21

PROCESS

Upon issuance of a permit/license/authorization the file is transferred to the Compliance Program where an inspection priority is assigned. The inspectors then schedule routine inspections of the facilities adhering to the assigned priority as much as workload allows. Facilities are not given advance notification of routine inspections. At any time during the process, the inspection frequency can be adjusted as site conditions or workload demands.

The Department does not have the authority to collect administrative penalties for this program.

CONTRIBUTES TO MANAGING FOR RESULTS

Goal #5: Improving and Protecting Maryland's Water Quality.

SUCCESSSES AND CHALLENGES

Within the activity of mining, the potential exists to degrade water quality through the transport of sediment-laden water and industrial stormwater runoff. These factors can adversely impact the aquatic habitat. Proper mining practices and land reclamation after the completion of the mining activity provides a benefit to the water quality. Through the Non-Coal Mining Permit inspections, mining, reclamation and stormwater runoff are evaluated for their efficiencies to ensure that adverse impacts to surface and groundwater are minimized. The Annotated Code §15-828 (a), states, "At any reasonable time which the Department elects, but at least once a year, the Department shall cause each permit area to be inspected to determine if the permittee has complied with the mining and reclamation plan, the requirements of this subtitle, any rules and regulations adopted under it....." This requirement is not being met.

The Compliance Program was able to maintain a level of activity similar to that of the previous year. That level of activity in this media is a result of the Compliance Program's prioritization to focus on handling complaints, performing erosion and sediment control inspections, inspecting collection system sewage overflows, and inspecting discharge permits as per the Department's grant commitment with EPA. The Number of Inspections showed a slight decrease while the Number of Enforcement Actions increased.

This page intentionally left blank.

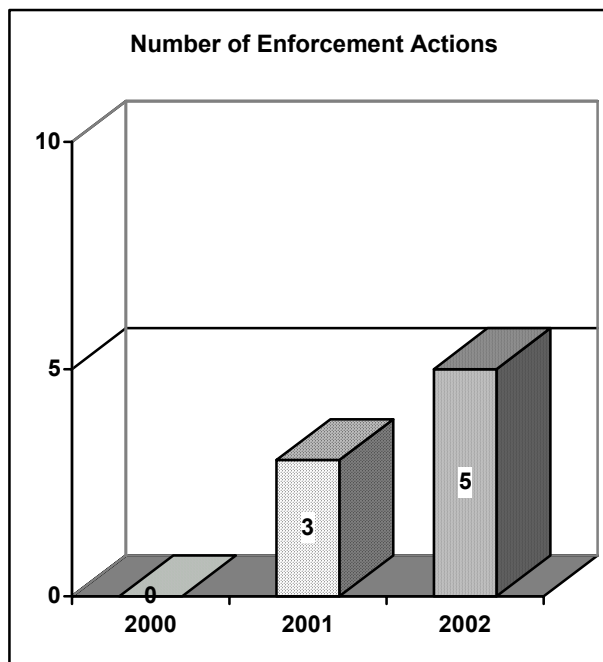
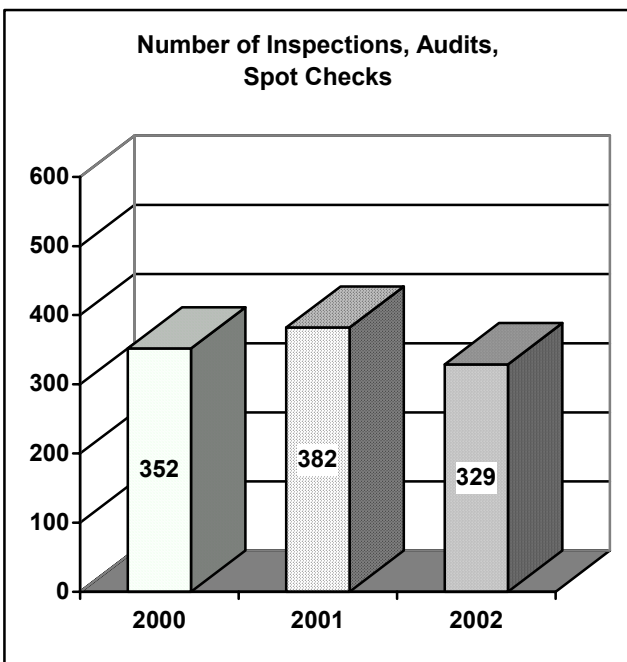
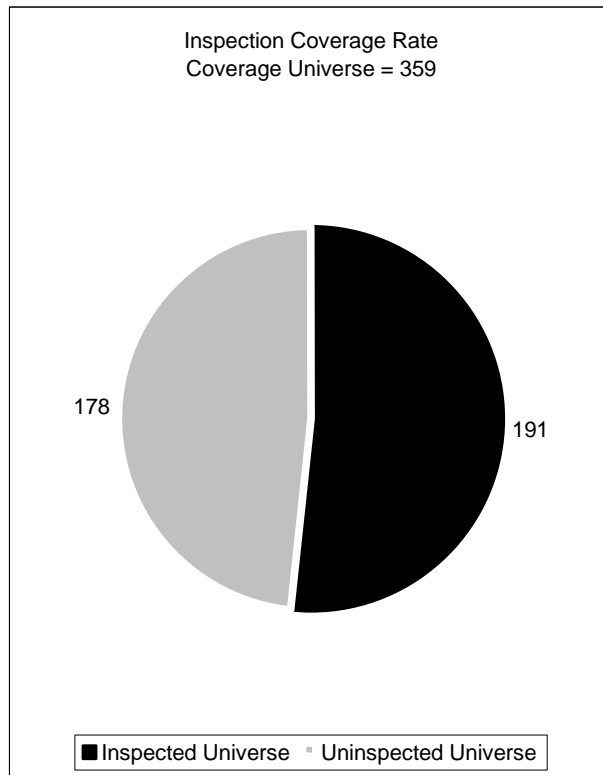
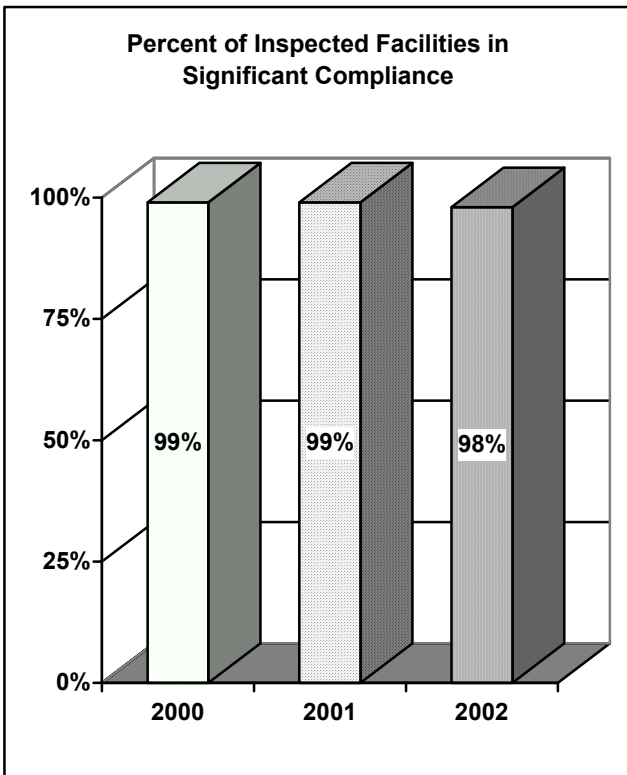
Mining – Non-Coal

	2002 Totals
<u>PERMITTED SITES/FACILITIES</u>	
Number of Permits/Licenses issued*	313
Number of Permits/Licenses in effect at Fiscal Year End *	359
<u>OTHER REGULATED SITES/FACILITIES</u>	
None	
<u>INSPECTIONS</u>	
Number of Sites inspected	191
Number of Inspections, Audits, Spot Checks	329
<u>COMPLIANCE PROFILE:</u>	
Number of Inspected Sites/Facilities with Significant Violations	3
% of Inspected Sites/Facilities in Significant Compliance	98%
% of Inspected Sites/Facilities with Significant Violations	2%
Inspection coverage Rate **	53%
<u>SIGNIFICANT VIOLATIONS</u>	
Number of Significant Violations involving Environmental or Health Impact	0
Number of Significant Violations based on Technical/Preventative Deficiencies	3
Number of Significant Violations carried over awaiting disposition from Previous Fiscal year	1
Total	4
<u>DISPOSITION OF SIGNIFICANT VIOLATIONS</u>	
Resolved	2
Ongoing	2
<u>ENFORCEMENT ACTIONS</u>	
Number of Compliance Assistance rendered	17
Number of Show Cause, Remedial, Corrective Actions issued	2
Number of Stop Work Orders	2
Number of Injunctions obtained	0
Number of Penalty and Other Enforcement Actions	1
Number of Referrals to Attorney General for possible Criminal Action	0
<u>PENALTIES</u>	
Amount of Administrative or Civil Penalties obtained	\$0

* Includes 64 Non-Coal Mining Permits (39 New/Renewals/Transfers; 25 Modifications), 249 Licenses (11 New / 238 Renewals)

** Coverage rate above is computed as the total number of sites inspected and dividing that by the total number of permits/licenses in effect.

Mining – Non-Coal



Oil and Gas Exploration And Production

PURPOSE

The drilling and operation of a gas or oil well requires a permit. The operation of a gas storage facility also requires a permit. Permits are also required for seismic operations. Permits are issued to ensure public safety and to provide for the protection of public and private property. Permitting provides for the use of stringent environmental controls to minimize impacts resulting from the operation.

AUTHORITY

STATE: Environment Article - Title 14, Subtitles 1, 2 and 3; COMAR 26.19.

PROCESS

Upon issuance of a permit/license/authorization the file is transferred to the Compliance Program where an inspection priority is assigned. The inspectors then schedule routine inspections of the facilities in accordance with the assigned priority. Facilities are not given advance notification of routine inspections. Site inspections may be adjusted to reflect changing workloads or inspection priorities. Inspections performed for this program are typically safety inspections at natural gas storage facilities. The inspections typically verify that proper warning and informational signs are properly placed and that any special conditions specific to the permit are in compliance.

CONTRIBUTES TO MANAGING FOR RESULTS

Goal #5: improving and Protecting Maryland's Water Quality.

SUCCESSSES AND CHALLENGES

Although the potential for environmental harm exists, the Compliance Program, in balancing overall environmental risks and staff resources, has determined that this media is a low priority media for its routine activities. This prioritization affected the overall success in this media. Both the Number of Inspections and the Number of Sites Inspected have decreased.

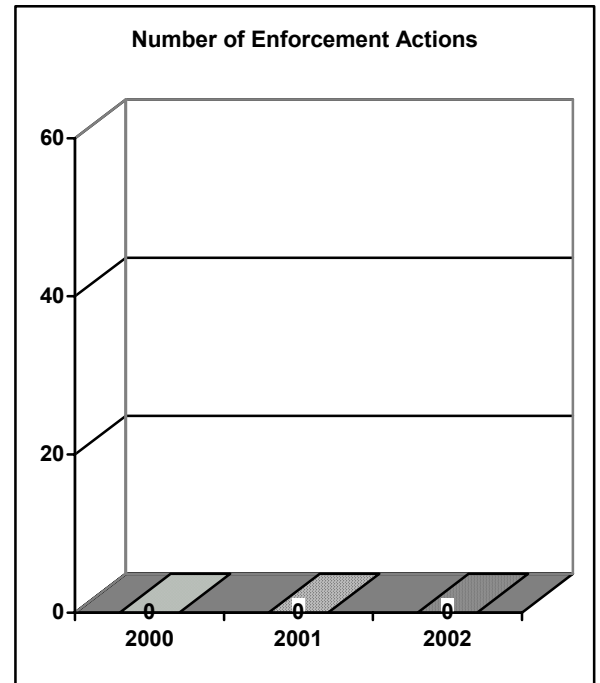
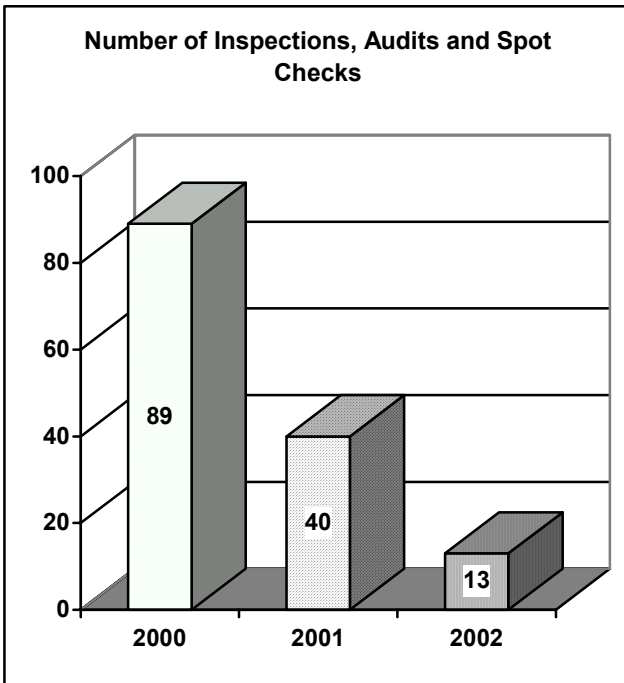
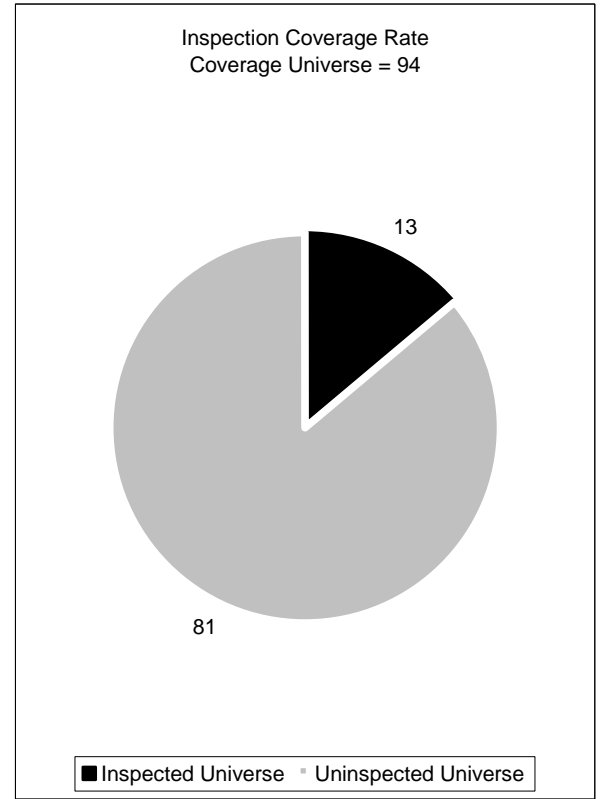
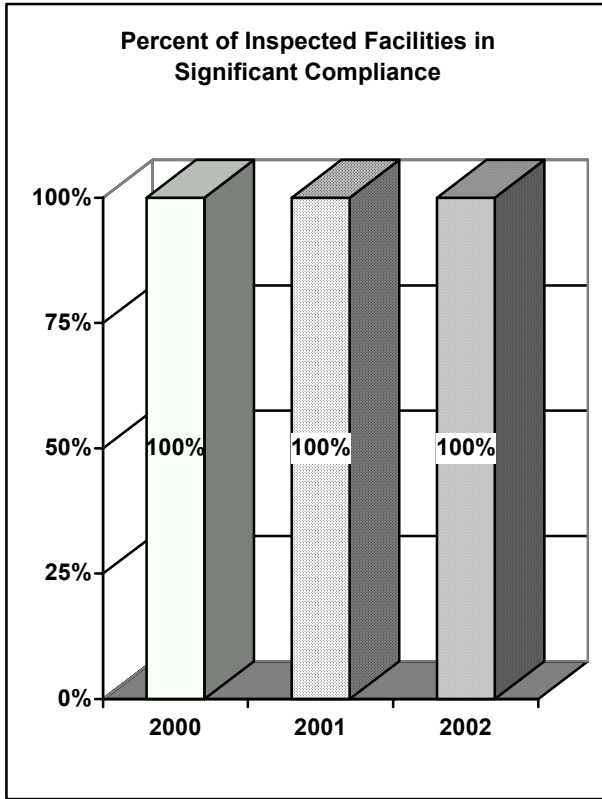
This page intentionally left blank.

Oil and Gas Exploration And Production

	2002 Totals
<u>PERMITTED SITES/FACILITIES</u>	
Number of Permits/Licenses issued (renewal of previously expired permits)	0
Number of Permits/Licenses in effect at Fiscal Year End	96
<u>OTHER REGULATED SITES/FACILITIES</u>	
None	
<u>INSPECTIONS</u>	
Number of Sites inspected	13
Number of Inspections, Audits, Spot Checks	13
<u>COMPLIANCE PROFILE:</u>	
Number of Inspected Sites/Facilities with Significant Violations	0
% of Inspected Sites/Facilities in Significant Compliance	100%
% of Inspected Sites/Facilities with Significant Violations	0%
Inspection coverage Rate *	14%
<u>SIGNIFICANT VIOLATIONS</u>	
Number of Significant Violations involving Environmental or Health Impact	0
Number of Significant Violations based on Technical/Preventative Deficiencies	0
Number of Significant Violations carried over awaiting disposition from Previous Fiscal year	0
Total	0
<u>DISPOSITION OF SIGNIFICANT VIOLATIONS</u>	
Resolved	0
Ongoing	0
<u>ENFORCEMENT ACTIONS</u>	
Number of Compliance Assistance rendered	0
Number of Show Cause, Remedial, Corrective Actions issued	0
Number of Stop Work Orders	0
Number of Injunctions obtained	0
Number of Penalty and Other Enforcement Actions	0
Number of Referrals to Attorney General for possible Criminal Action	0
<u>PENALTIES</u>	
Amount of Administrative or Civil Penalties obtained	\$0

* Coverage rate above is computed as the total number of sites inspected and dividing that by the total number of permits/licenses in effect.

Oil and Gas Exploration and Production



Water Supply Program

PURPOSE

The mission of the Water Supply Program (WSP) is to ensure that the public drinking water systems provide safe and adequate water to all present and future users in Maryland, and that appropriate usage, planning and conservation policies are implemented for Maryland water resources. The mission is accomplished through proper planning for water withdrawal, protection of water resources that are used for public water supplies, oversight and enforcement of routine water quality monitoring at public water systems, regular on-site inspections of water systems and prompt response to water supply emergencies. WSP regulates more than 1,000 community water systems (such as municipalities, small and large private systems) and non-transient non-community water systems (such as businesses, schools, and day cares). These systems must test for over 80 regulated contaminants on schedules that vary based on source, system type and population. In addition, there are more than 2,700 transient water systems (such as gas stations, campgrounds, and restaurants) throughout the State that are regulated by the county health departments through delegation agreements. The list of the various inspection and compliance measures is presented in the following table.

AUTHORITY

FEDERAL: Safe Drinking Water Act; 40 CFR 141, 142, and 143

STATE: Environment Article, Title 9, Subtitles 2, 4, and 5; COMAR 26.04

PROCESS

WSP reviews and approves all drinking water sources for community water systems. Approvals of new source locations are granted where they are not anticipated to be impacted by contamination. All new sources are thoroughly tested to ensure adequacy of quantity and quality. Upon endorsement of the reliability of the source, the water system initiates the design and construction of necessary water treatment, storage and distribution systems. WSP conducts a periodic sanitary survey to ensure that the water system is providing safe and reliable drinking water. A sanitary survey is a comprehensive on-site assessment and inspection of all water system components including the source, treatment, storage, and distribution systems, as well as a review of operations and maintenance of the system. The survey is conducted for the purpose of determining the adequacy and reliability of the water system to provide safe drinking water to its customers. Sanitary surveys can be used following known or suspected problems or on a routine basis to assess the water system's viability and prevent future problems from occurring. In the WSP, emphasis is placed on preventative measures instead of reactive enforcement actions in order to avert serious public health incidents. The vast majority of drinking water violations are corrected immediately or following the issuance of a Notice of Violation. Public notices are required for violations of the Safe Drinking Water Act.

The WSP initiated the negotiation of delegation agreements in the fall of 1998. Under these agreements, the WSP provides funding to county environmental health programs to accept delegation of responsibilities for transient non-community water systems in their jurisdictions. Twenty of the twenty-three counties have agreed to delegation. These

counties conduct routine inspections and ensure that systems are monitored in accordance with State and federal requirements. The WSP directly implements the transient program for Prince George's, Montgomery and Wicomico counties since these three counties declined WSP's offer of assistance. In 2001, the Water Supply Program began evaluating each county's transient program. The audits include a review of the county's files to determine whether they are following State and federal regulations, and a written summary of the findings. As of June 30, 2002, program evaluations have been conducted at fifteen of the twenty-three delegated counties. The evaluation process has enabled the counties to focus on areas of the program that will best serve the residents of Maryland from a public health aspect.

CONTRIBUTES TO MANAGING FOR RESULTS

GOAL #2: Ensuring Safe and Adequate Drinking Water.

SUCCESSSES AND CHALLENGES

The Water Supply Program faced dual challenges during 2002 in responding to a drought emergency for the central region of the State, and to security concerns following the September 11, 2001 terrorist attacks. A drought emergency was declared for the Central Region of Maryland in April 2002, and Level One Mandatory Water Use Restrictions were imposed for this area. In response to the drought, WSP has developed a website for drought-related issues, which is continually updated as the status of the drought changes. The WSP also supports a drought telephone hotline for the residents of Maryland, which is staffed by WSP personnel during office hours, and is equipped with an automated response system after hours. WSP worked closely with water suppliers throughout the State to provide information and assist them in taking steps to minimize the risk of terrorist attacks.

During 2002, MDE began implementing a water conservation action plan in response to Governor Glendening's Water Conservation Advisory Committee's recommendation that the State develop and implement an ongoing water conservation initiative. The plan addresses water conservation in three primary areas: State facilities, water utilities, and public outreach and education. During the 2002 Legislative Session, the Maryland Water Conservation Act was adopted, which requires public water systems to submit a best management plan (BMP) for water conservation measures when applying for a new or expanded water appropriation permit, including a schedule for implementation of the BMP.

Maryland adopted new regulations for the Consumer Confidence Rule (CCR) in the fall of 2000, and received full primacy for this program in September 2001. The CCR requires all community systems to report water quality data in an understandable format to their consumers annually. Several other federal regulations were reviewed for adoption into State regulations, and four major regulations were adopted in 2002. EPA Region III is reviewing the State regulations for approval of the Interim Enhanced Surface Water Treatment Rule, Disinfection Byproducts Rule, Public Notification Rule, and Lead and Copper Rule revisions. Three additional regulations will be adopted in early 2003. The WSP is providing training and guidance material on adopted regulations for public water systems throughout the State.

Two ongoing programs, the source water assessment program and the capacity development program, improve the management of Maryland's water resources and water supply operations. The source water assessment program reviews water supply sources and their susceptibility to contamination. Detailed reports including recommendations for protecting water sources are provided to water suppliers, county governments and local libraries. The capacity development program evaluates the strength of a water system's technical, financial, and managerial capability, and provides technical assistance to improve water system operation. All new systems must submit a plan showing that adequate technical, managerial and financial capacity is in place prior to beginning of their operation.

Sanitary survey requirements for community and noncommunity water supply systems are found at COMAR 26.04.01.11-3. All public water systems that are required to collect fewer than five total coliform samples a month have to have a sanitary survey at least once every 5 years, unless it is a noncommunity system that is protected and uses continual disinfection. In practice, MDE usually inspects every community and nontransient noncommunity system, about every 1 year to 18 months, so effectively, MDE exceeds the requirements.

Water System Security

In October 2002, the Water Supply Program sent a letter to all 500 community water systems with information on how to conduct vulnerability assessments and emergency response plans. A total of 183 water systems responded, representing the vast majority of the population in MD, including all municipal water systems. The WSP developed an e-mail database and is able to rapidly send security updates to most of our community water systems.

The WSP coordinated training for water systems on preparing vulnerability assessments and emergency response plans in various locations throughout the State. During sanitary surveys, WSP staff provide on-going technical assistance to water systems in areas of vulnerability assessments and emergency response.

The federal Bioterrorism Act and EPA are requiring both vulnerability assessments and emergency response plans for water systems exceeding 3,300 in population. The vulnerability assessments need to follow specific procedures developed by EPA. Assessments that have previously been completed may need revisions to be sufficient to meet EPA's requirements. The five largest water systems are in the process of completing these assessments using the Sandia method with partial funding from EPA. The remaining water systems have until 2004 to complete their assessments.

This page intentionally left blank.

Water Supply Program

	2002 Totals
<u>PERMITTED SITES/FACILITIES</u>	
Number of Permits/Licenses issued *	844
Number of Permits/Licenses in effect at Fiscal Year End	2,593
<u>OTHER REGULATED SITES/FACILITIES</u>	
Number of community and non-transient non-community water systems **	1,065
<u>INSPECTIONS</u>	
Number of Sites inspected	1,065
Number of Inspections, Audits, Spot Checks ***	40,272
<u>COMPLIANCE PROFILE:</u>	
Number of Inspected Sites/Facilities with Significant Violations	166
% of Sites/Facilities in Significant Compliance	84%
% of Sites/Facilities with Significant Violations	16%
Inspection coverage Rate ****	100%
<u>SIGNIFICANT VIOLATIONS</u>	
Number of Significant Violations involving Environmental or Health Impact	19
Number of Significant Violations based on Technical/Preventative Deficiencies	57
Number of Significant Violations carried over awaiting disposition from Previous Fiscal year	98
Total	174
<u>DISPOSITION OF SIGNIFICANT VIOLATIONS</u>	
Resolved	94
Ongoing	80
<u>ENFORCEMENT ACTIONS</u>	
Number of Compliance Assistance rendered *****	1,076
Number of Show Cause, Remedial, Corrective Actions issued	1
Number of Stop Work Orders	0
Number of Injunctions obtained	0
Number of Penalty and Other Enforcement Actions	251
Notices Given to Public by Water Systems under Section 9-410	135
Number of Referrals to Attorney General for possible Criminal Action	0
<u>PENALTIES</u>	
Amount of Penalties obtained	\$0

* Number of persons tested and certified by the WSP to collect compliance samples for public water systems.

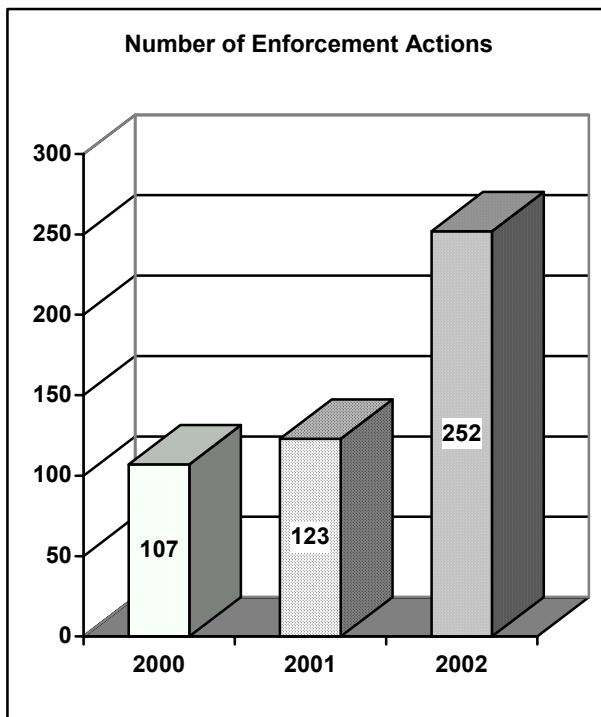
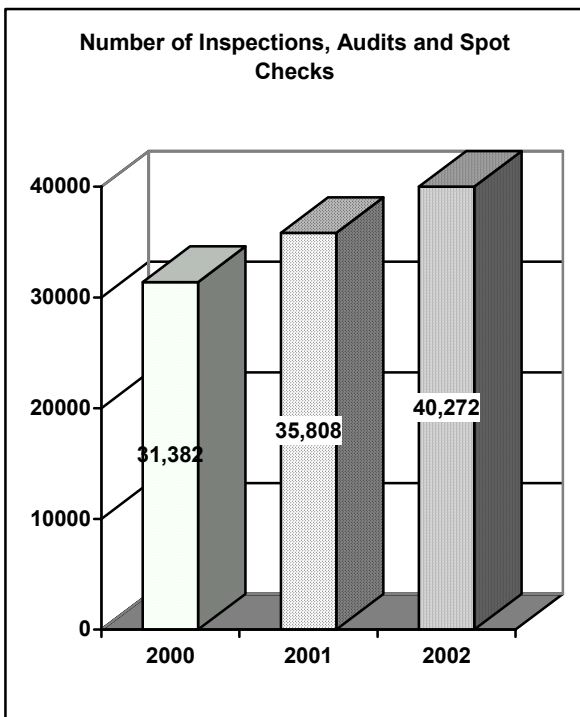
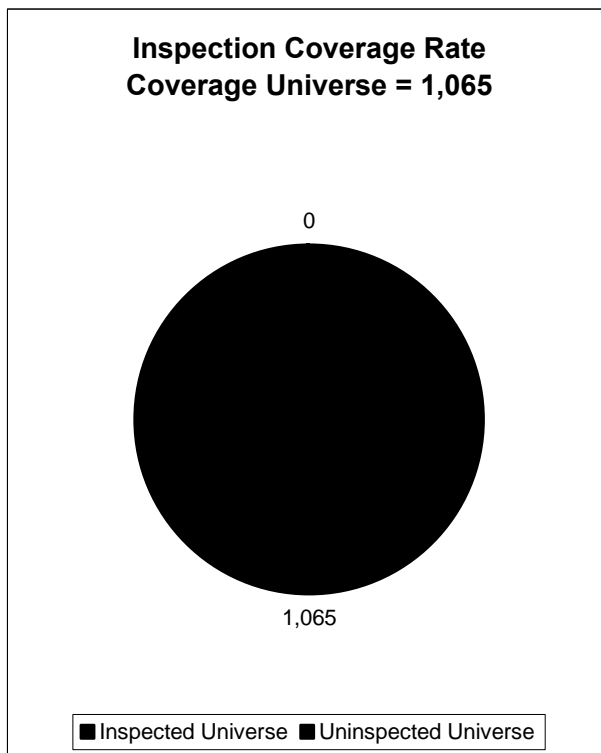
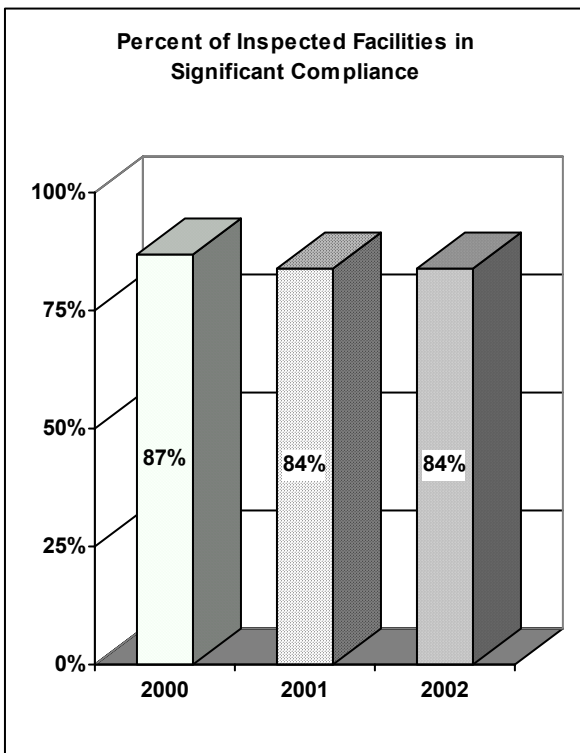
** This number includes 499 community water systems and 566 non-transient non-community water systems. Local health departments regulate an additional 2,734 transient water systems with financial support from MDE.

*** Includes audits and reports submitted for transient water systems in FY 2002.

**** Coverage rate above is computed as the total number of sites inspected and dividing that by the total number of community and non-transient non-community water systems.

***** This number includes actions to inform public water systems of their monitoring requirements under the Safe Drinking water Act.

Water Supply Program



Water Supply and Sewerage Construction

PURPOSE

The purpose of water and sewerage construction permits is to ensure that infrastructure projects throughout the State are designed on sound engineering principles and comply with State design guidelines to protect water quality and public health. Water and sewerage construction permits are required before installing, extending or modifying community water supply and/or sewerage systems including treatment plants, pumping stations and major water mains and sanitary sewers greater than 15 inches in diameter. These permits ensure conformity with the Governor's Smart Growth Policy, local comprehensive water and sewerage plans and provide adequate funding for long-term operation.

AUTHORITY

STATE: Environment Article, Title 9, Subtitle 2, COMAR 26.03

PROCESS

Pre-approval: Applicants must show that the proposed water and/or sewerage facilities are included in the current county water and sewerage plans, have a valid NPDES discharge permit (if applicable), and certify that the proposed water and/or sewerage facilities will be operated either publicly or privately under a financial management plan.

Post-approval: The project must be constructed in accordance with the approved plans and specifications. Staff engineers perform inspections in this media to verify the facility is constructed to the approved design and/or the permittee submits "as built" plans or certification that the project was built in accordance with original plans as approved by the Department. Other approvals associated with the construction (i.e. sediment control, wetlands, etc.) are inspected under those media and by those inspectors. After construction of water and/or sewerage facilities, the facility becomes operational under an approved NPDES permit. This program does not have authority to pursue traditional enforcement actions. Construction violations would necessitate the return of construction grant money by the local jurisdiction. If a construction violation were to go unnoticed, the eventual result would be an inability of the facility to meet its discharge permit requirements. At that time, traditional enforcement tools available under the discharge permit program would be utilized.

There is no correlation between the number of permits issued and the number of sites inspected because inspections are performed only at active construction projects. Once construction has begun the project is inspected on a monthly basis through completion.

CONTRIBUTES TO MANAGING FOR RESULTS

Goal #5: Improving and Protecting Maryland's Water Quality.

SUCSESSES AND CHALLENGES

The construction of water and sewerage treatment plants is performed to ensure that water supply and wastewater treatment plants protect and improve those water resources. The construction of these facilities is permitted to ensure that they will function as they have been designed. Over the past year the activity numbers have remained fairly consistent with the previous years' activities. The program is also on target with its MFR Goals.

The number of inspections performed annually is a function of the number of construction projects in progress. The Program reacts to the construction activity to ensure that all active projects are inspected. As a result, the annual number of inspections will vary up or down as the number of active projects varies.

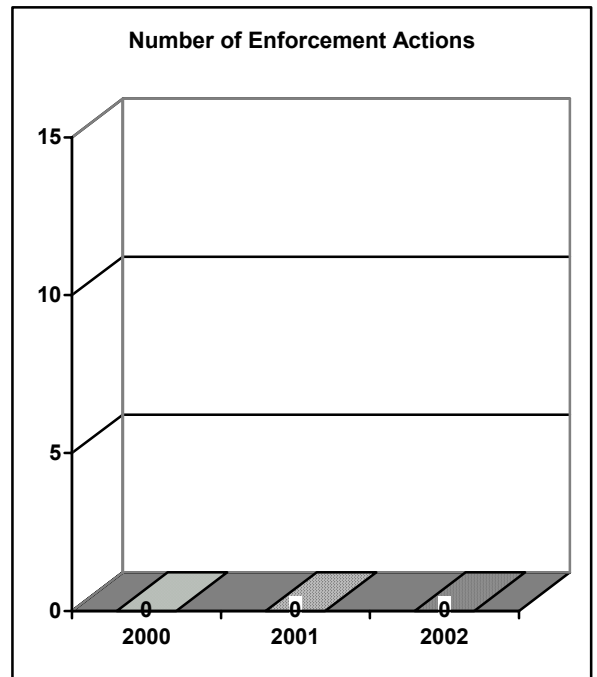
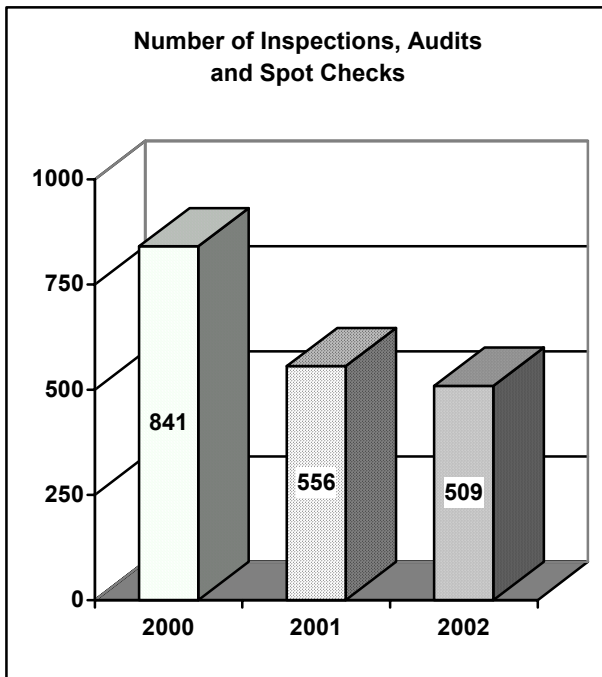
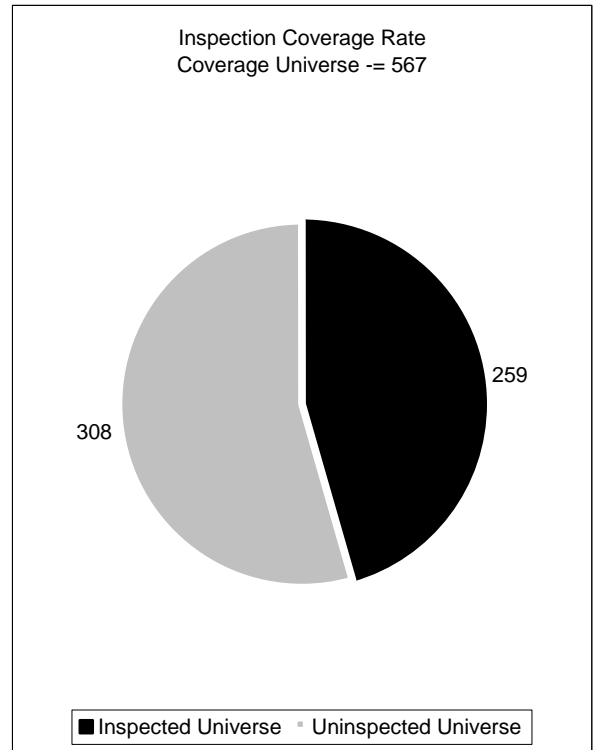
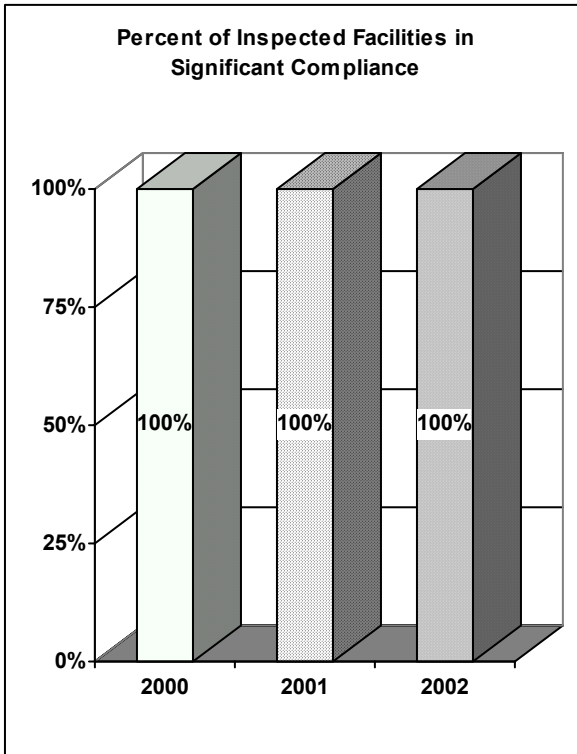
Water Supply and Sewerage Construction

	2002
<u>PERMITTED SITES/FACILITIES</u>	
Number of Permits/Licenses issued	139
Number of Permits/Licenses in effect at Fiscal Year End	567
<u>OTHER REGULATED SITES/FACILITIES</u>	
None	
<u>INSPECTIONS</u>	
Number of Sites inspected	259
Number of Inspections, Audits, Spot Checks	509
<u>COMPLIANCE PROFILE:</u>	
Number of Inspected Sites/Facilities with Significant Violations	0
% of Inspected Sites/Facilities in Significant Compliance	100%
% of Inspected Sites/Facilities with Significant Violations	0%
Inspection coverage Rate *	46%
<u>SIGNIFICANT VIOLATIONS</u>	
Number of Significant Violations involving Environmental or Health Impact	0
Number of Significant Violations based on Technical/Preventative Deficiencies	0
Number of Significant Violations carried over awaiting disposition from Previous Fiscal year	0
Total	0
<u>DISPOSITION OF SIGNIFICANT VIOLATIONS</u>	
Resolved	0
Ongoing	0
<u>ENFORCEMENT ACTIONS **</u>	
Number of Compliance Assistance rendered	0
Number of Show Cause, Remedial, Corrective Actions issued	0
Number of Stop Work Orders	0
Number of Injunctions obtained	0
Number of Penalty and Other Enforcement Actions	0
Number of Referrals to Attorney General for possible Criminal Action	0
<u>PENALTIES</u>	
Amount of Administrative or Civil Penalties obtained	\$0

* Coverage rate above is computed as the total number of sites inspected and dividing that by the total number of permits/licenses in effect. All active projects are inspected.

** Program does not have direct legal authority to pursue traditional enforcement actions for violations. It requires the return of grant proceeds. MDE may indirectly use its general water pollution authority if a constructed facility violates the law.

Water Supply and Sewerage Construction



Waterway Construction – Dam Safety

PURPOSE

The purpose of the Maryland Dam Safety Division is to assure that dams and other impoundment structures are designed, constructed, operated and maintained safely, in order to protect public safety. The Dam Safety Division issues waterway construction permits for new dams and ponds, as well as for modifications to existing water impoundments. In addition, the Dam Safety Division conducts safety inspections of existing dams, conducts construction inspections and provides technical assistance to dam owners and local Soil Conservation Districts.

AUTHORITY

STATE: Environment Article, Title 5, Subtitle 5; COMAR 26.17.04

PROCESS

Upon issuance of a permit, copies of the approved plans are forwarded to the Compliance Program. Dam Safety Division engineers conduct quality assurance inspections. The Compliance Program may inspect the site to determine whether construction has begun or to perform sediment control inspections at the request of the permitting division or in response to citizens' complaints.

The Dam Safety Division performs safety inspections of all high hazard (failure will likely cause loss of life) dams once a year, intermediate hazard (failure will likely cause significant property damage and damage to important infrastructure) dams every three years and low hazard dams are inspected once every 5-7 years. Based upon the inspection findings, the Dam Safety Division may initiate enforcement actions from a letter advising the owner to correct noted deficiencies up to declaring the dam unsafe and in need of repair with an Order requiring repairs or other action be taken to assure the safety of the dam.

The Department does not have the authority to collect administrative penalties for this program.

CONTRIBUTES TO MANAGING FOR RESULTS

Goal #5: Improving and Protecting Maryland's Water Quality.

SUCSESSES AND CHALLENGES

The Dam Safety Division through its dam inspection, dam owner assistance, permitting and enforcement initiatives seeks to prevent dam failures and the resultant loss of life, property damage and environmental impacts. Dam failures cause significant erosion of stream channels and sediment deposition in the channel and in the storage area behind the impoundment. In addition, dam failures can cause significant damage to wetlands and habitat, both aquatic and terrestrial, through the destructive force of the depth and velocity of the flood wave.

Activities during FY2002 demonstrated a return to a more typical year than existed during the previous two years. FY2000 depicted a response to dam failures resulting from one intense storm. Activities related to those failures carried over into FY2001 and show that inspection numbers were still higher than the 230 performed in FY1999.

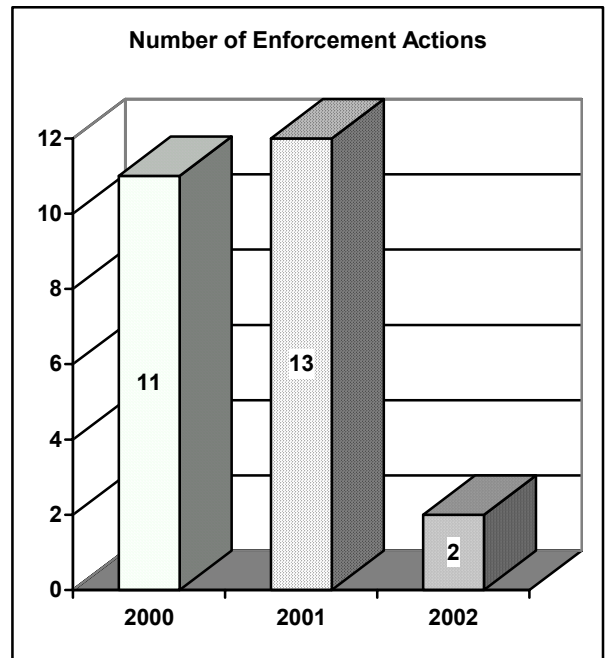
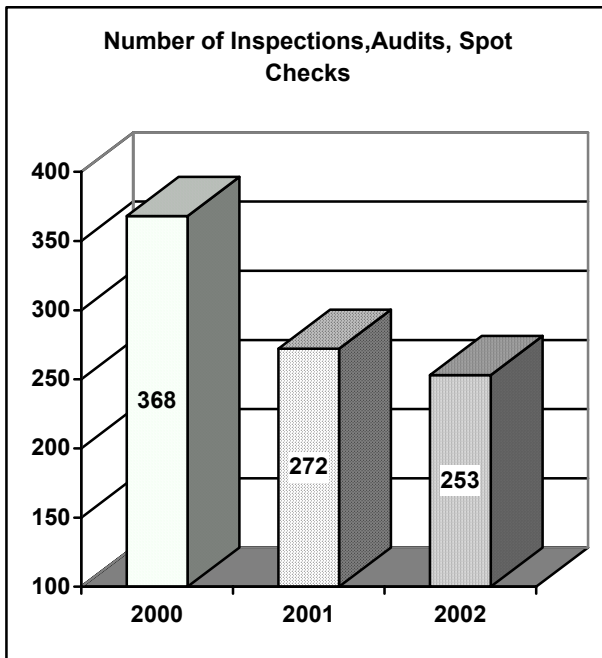
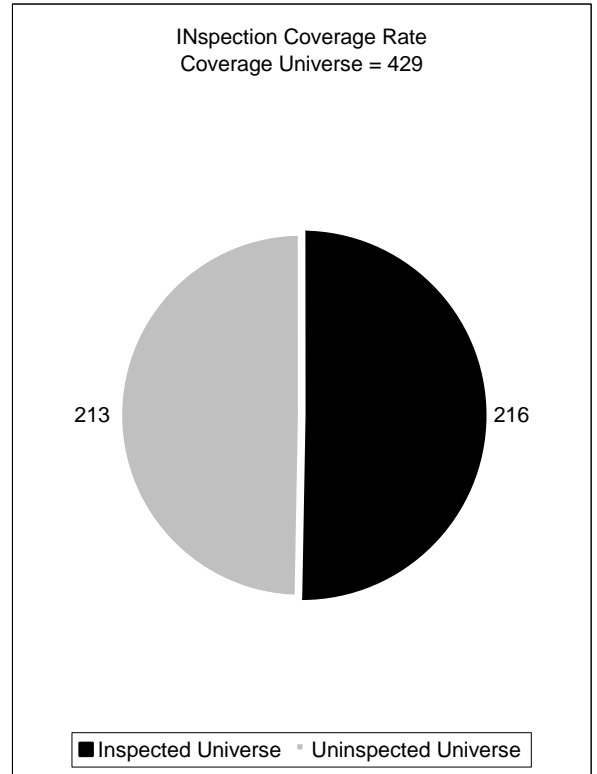
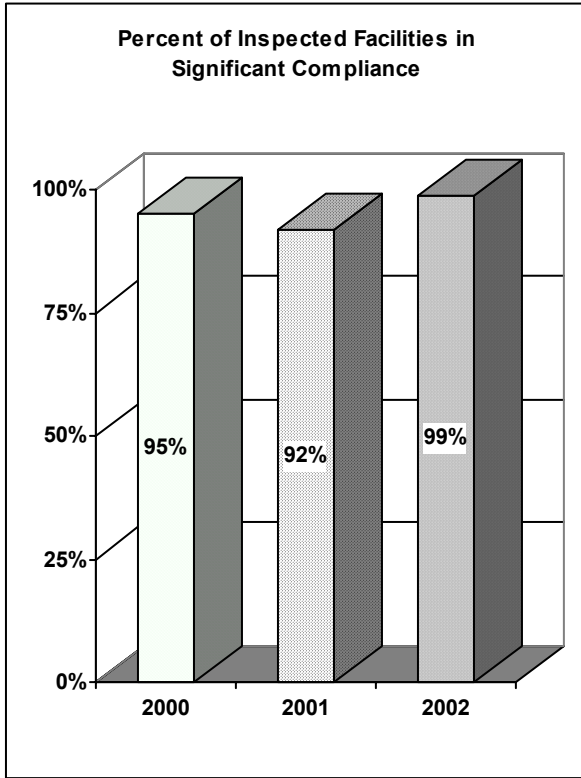
The following table and chart show that the Enforcement Coverage Rate is 50 percent; however, as previously stated, all high hazard dams are inspected annually. The bulk of the 50 percent of uninspected dams are the low hazard dams like farm ponds and stormwater ponds.

Waterway Construction – Dam Safety

	2002 Totals
<u>PERMITTED SITES/FACILITIES</u>	
Number of Permits/Licenses issued	20
Number of Permits/Licenses in effect at Fiscal Year End	429
<u>OTHER REGULATED SITES/FACILITIES</u>	
None	
<u>INSPECTIONS</u>	
Number of Sites inspected	216
Number of Inspections, Audits, Spot Checks	253
<u>COMPLIANCE PROFILE:</u>	
Number of Inspected Sites/Facilities with Significant Violations	2
% of Inspected Sites/Facilities in Significant Compliance	99%
% of Inspected Sites/Facilities with Significant Violations	1%
Inspection coverage Rate *	50%
<u>SIGNIFICANT VIOLATIONS</u>	
Number of Significant Violations involving Environmental or Health Impact	0
Number of Significant Violations based on Technical/Preventative Deficiencies	1
Number of Significant Violations carried over awaiting disposition from Previous Fiscal year	17
Total	18
<u>DISPOSITION OF SIGNIFICANT VIOLATIONS</u>	
Resolved	11
Ongoing	7
<u>ENFORCEMENT ACTIONS</u>	
Number of Compliance Assistance rendered	108
Number of Show Cause, Remedial, Corrective Actions issued	0
Number of Stop Work Orders	0
Number of Injunctions obtained	0
Number of Penalty and Other Enforcement Actions	2
Number of Referrals to Attorney General for possible Criminal Action	0
<u>PENALTIES</u>	
Amount of Administrative or Civil Penalties obtained	\$0

* Coverage rate above is computed as the total number of sites inspected and dividing that by the total number of permits/licenses in effect. All high hazard dams are inspected annually.

Waterway Construction – Dam Safety



Wetlands and Waterways Nontidal and Floodplain

PURPOSE

The goal of the Nontidal Wetlands Protection Act is to attain no net loss in nontidal wetland acreage and to strive for a net resource gain in nontidal wetlands over present conditions. This is to be accomplished by preventing further degradation and losses of nontidal wetlands due to human activity, and by offsetting unavoidable losses or degradations through the deliberate restoration or creation of nontidal wetlands through the Nontidal Wetlands Compensation Fund. Any individual or entity planning grading or filling, excavating or dredging, changing existing drainage patterns, disturbing the water level or water table, or destroying or removing vegetation in a nontidal wetland must obtain a permit or authorization for the proposed activity.

A person is required to obtain a permit from MDE in order to change the course, current, or cross-section of a nontidal stream or body of water, including the 100-year floodplain. Any individual or entity planning to construct, reconstruct, repair or maintain any development within the stream or its 100-year floodplain is required to get a permit. Proposals are evaluated for impacts to the floodplain, public safety and welfare, and the environmental resources of the State of Maryland.

AUTHORITY

STATE: Environment Article, Title 5, Subtitles 5 and 9; COMAR 26.17 and 26.23

PROCESS

Upon issuance of a permit/license/authorization the file is transferred to the Compliance Program where an inspection priority is assigned. The inspectors then schedule routine inspections of the facilities adhering to the assigned priority as much as workload allows. Facilities are not given advance notification of routine inspections. At any time during the process, the inspection frequency can be adjusted as site conditions or workload demands. Inspections are performed to verify that the projects are in accordance with the authorization. Because a site may involve nontidal wetland and/or 100-year floodplain impacts, inspections evaluate whether all the resultant construction impacts are in accordance with the permits. Case by case, this may involve identifying or verifying a nontidal wetland boundary and documenting findings in the inspection report. At sites where there may be 100-year floodplain impacts, it may be necessary to determine the floodplain boundary before project compliance can be determined.

The Department does not have the authority to collect administrative penalties for this program.

CONTRIBUTES TO MANAGING FOR RESULTS

Goal #5: improving and Protecting Maryland's Water Quality.

SUCSESSES AND CHALLENGES

Since 1989 the State of Maryland has been regulating activities in nontidal wetlands and their buffers. Because of nontidal wetlands inherent value, protecting them from despoliation and restoring them to historic area coverage are paramount to maintaining a healthy environment.

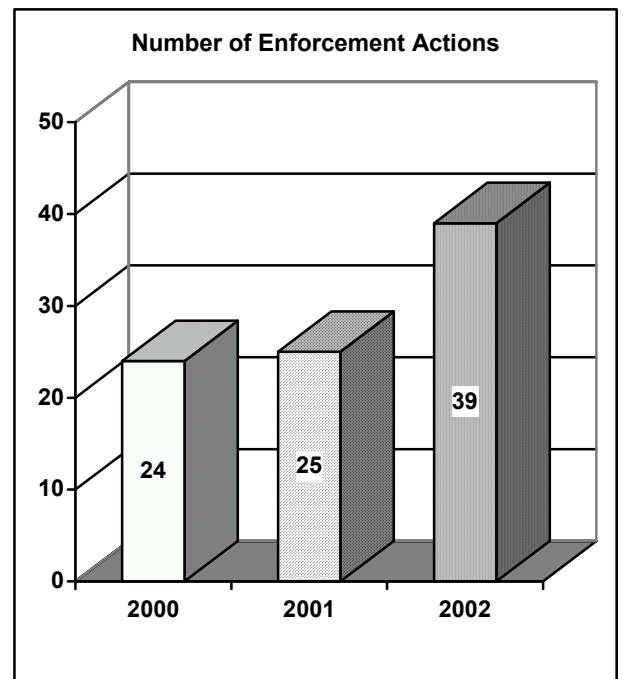
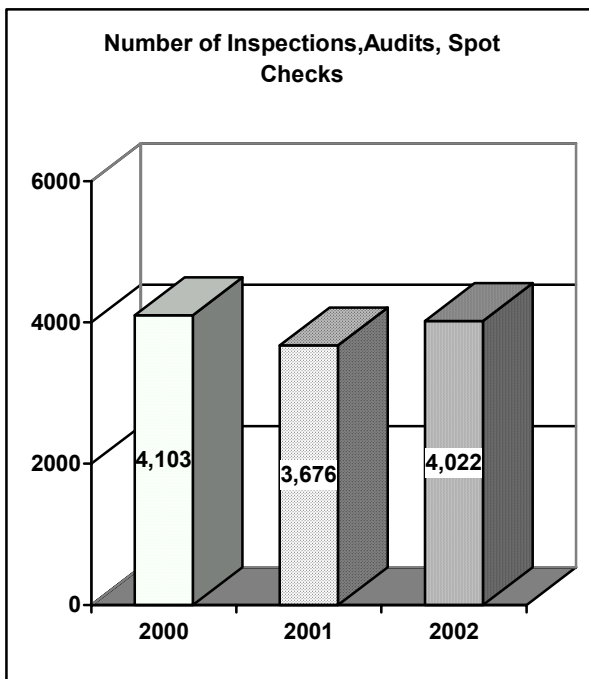
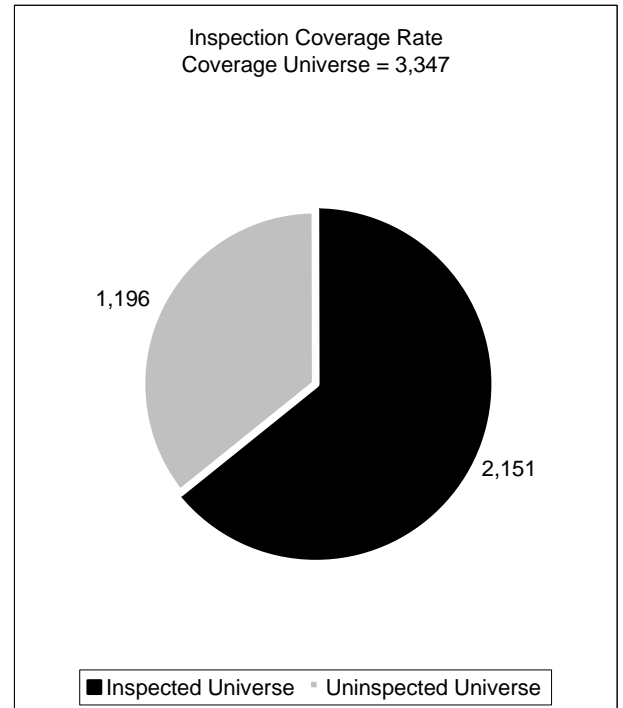
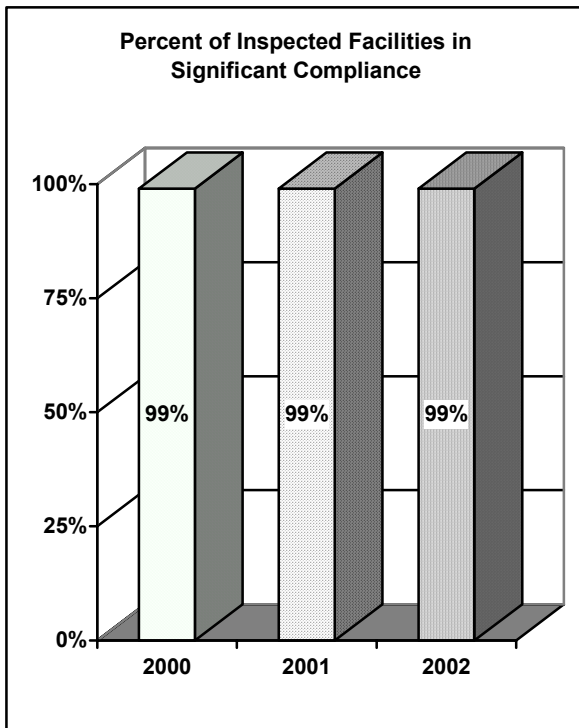
The Compliance Program's activities show an increase in the number of sites inspected, number of inspections and number of enforcement actions. This increase in activity can be attributed to the activities of the seven new inspectors hired in FY01.

Wetlands and Waterways Nontidal and Floodplain

	2002 Totals
<u>PERMITTED SITES/FACILITIES</u>	
Number of Permits/Licenses issued	634
Number of Permits/Licenses in effect at Fiscal Year End	3,347
<u>OTHER REGULATED SITES/FACILITIES</u>	
None	
<u>INSPECTIONS</u>	
Number of Sites inspected	2,151
Number of Inspections, Audits, Spot Checks	4,022
<u>COMPLIANCE PROFILE:</u>	
Number of Inspected Sites/Facilities with Significant Violations	32
% of Inspected Sites/Facilities in Significant Compliance	99%
% of Inspected Sites/Facilities with Significant Violations	1%
Inspection coverage Rate *	64%
<u>SIGNIFICANT VIOLATIONS</u>	
Number of Significant Violations involving Environmental or Health Impact	25
Number of Significant Violations based on Technical/Preventative Deficiencies	10
Number of Significant Violations carried over awaiting disposition from Previous Fiscal year	22
Total	57
<u>DISPOSITION OF SIGNIFICANT VIOLATIONS</u>	
Resolved	42
Ongoing	15
<u>ENFORCEMENT ACTIONS</u>	
Number of Compliance Assistance rendered	176
Number of Show Cause, Remedial, Corrective Actions issued	15
Number of Stop Work Orders	5
Number of Injunctions obtained	0
Number of Penalty and Other Enforcement Actions	19
Number of Referrals to Attorney General for possible Criminal Action	0
<u>PENALTIES</u>	
Amount of Administrative or Civil Penalties obtained	\$0

* Coverage rate above is computed as the total number of sites inspected and dividing that by the total number of permits/licenses in effect (giving us the known universe of possible inspection sites).

Wetlands and Waterways – Nontidal and Floodplain



Wetlands - Tidal

PURPOSE

Tidal wetlands are open water and vegetated estuarine systems affected by the rise and fall of tide. The goal of the Wetlands and Riparian Rights Act is to preserve tidal wetlands and prevent their despoliation and destruction. The Program strives for a net resource gain in wetland area over present conditions. This is to be accomplished by preventing further degradation and losses of tidal wetlands due to human activity, and by offsetting unavoidable losses or degradations through the deliberate restoration or creation of tidal wetlands through the Tidal Wetland Compensation Fund. Authorizations, in the form of licenses and permits, are required to minimize impacts to aquatic resources and tidal wetlands from dredging, filling, the construction of bulkheads and other related activities.

AUTHORITY

STATE: Environmental Article Title 16; Subtitle 2; COMAR 26.24

PROCESS

Upon issuance of a license/permit/authorization the file is transferred to the Compliance Program where an inspection priority is assigned. The inspectors then schedule routine inspections of the facilities adhering to the assigned priority as much as workload allows. Facilities are not given advance notification of routine inspections. At any time during the process, the inspection frequency can be adjusted as site conditions or workload demands. Inspections typically verify that the work being performed is in accordance with the work authorized and that all license or permit conditions are in compliance.

The Department does not have the authority to collect administrative penalties for this program.

CONTRIBUTES TO MANAGING FOR RESULTS

Goal #5: improving and Protecting Maryland's Water Quality.

SUCCESSSES AND CHALLENGES

Maryland has been protecting and regulating activities in tidal wetlands since 1970. Protection and management of this resource continues toward achieving the State's goal of "no net loss of wetlands".

All activities in this media show an increase in activity over the previous year's numbers. This increase in activity can be attributed to the activities of the seven new inspectors hired in FY01. The number of permits/licenses issued results from the number of applications received. It appears that the number of projects applied for was considerably less than that of the previous year. The number of permits/licenses in effect at the end of the year is also lower, primarily because of the Compliance Program's ability to "close out" completed projects.

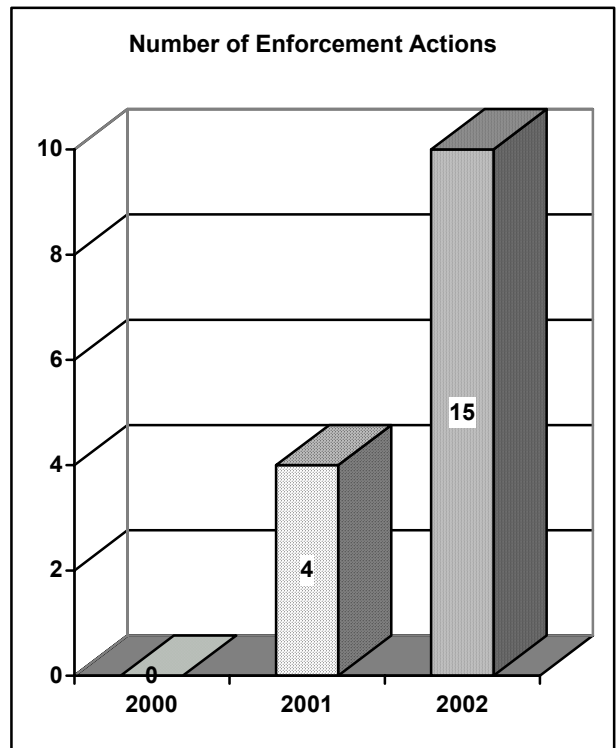
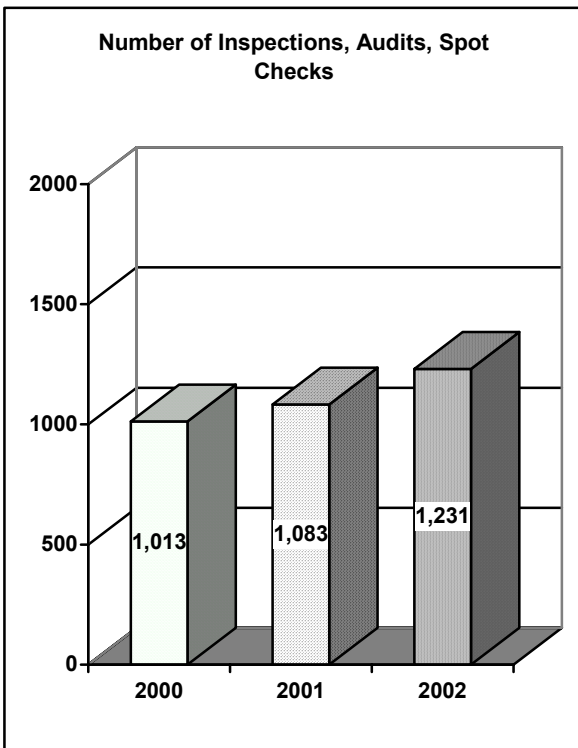
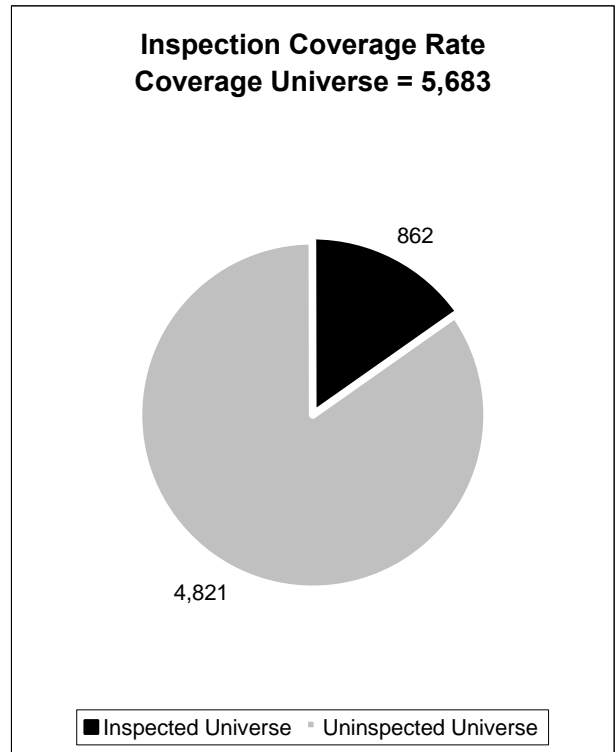
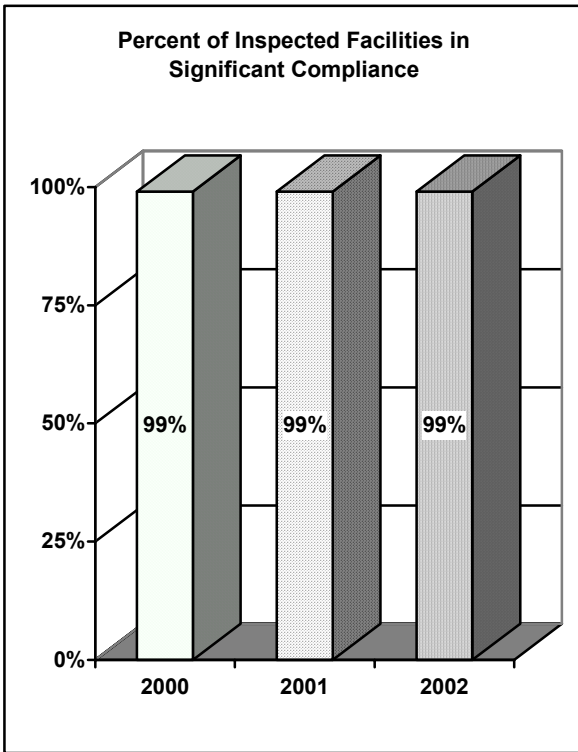
This page intentionally left blank.

Wetlands - Tidal

	2002 Totals
<u>PERMITTED SITES/FACILITIES</u>	
Number of Permits/Licenses issued	1,046
Number of Permits/Licenses in effect at Fiscal Year End	5,683
<u>OTHER REGULATED SITES/FACILITIES</u>	
none	
<u>INSPECTIONS</u>	
Number of Sites inspected	862
Number of Inspections, Audits, Spot Checks	1,231
<u>COMPLIANCE PROFILE:</u>	
Number of Inspected Sites/Facilities with Significant Violations	13
% of Inspected Sites/Facilities in Significant Compliance	98%
% of Inspected Sites/Facilities with Significant Violations	2%
Inspection coverage Rate *	15%
<u>SIGNIFICANT VIOLATIONS</u>	
Number of Significant Violations involving Environmental or Health Impact	10
Number of Significant Violations based on Technical/Preventative Deficiencies	3
Number of Significant Violations carried over awaiting disposition from Previous Fiscal year	2
Total	15
<u>DISPOSITION OF SIGNIFICANT VIOLATIONS</u>	
Resolved	9
Ongoing	6
<u>ENFORCEMENT ACTIONS</u>	
Number of Compliance Assistance rendered	62
Number of Show Cause, Remedial, Corrective Actions issued	8
Number of Stop Work Orders	7
Number of Injunctions obtained	0
Number of Penalty and Other Enforcement Actions	0
Number of Referrals to Attorney General for possible Criminal Action	0
<u>PENALTIES</u>	
Amount of Administrative or Civil Penalties obtained	\$0

* Coverage rate above is computed as the total number of sites inspected and dividing that by the total number of permits/licenses in effect.

Wetlands – Tidal





OFFICE OF THE ATTORNEY GENERAL
ENVIRONMENTAL CRIMES UNIT

ENVIRONMENTAL CRIMES UNIT

PURPOSE

The Attorney General's Environmental Crimes Unit (ECU) is a criminal investigation and prosecution unit under the direction of the Criminal Investigations Division of the Attorney General's Office. ECU combines the prosecutorial authority of the Attorney General and the investigative skills and law enforcement authority of the Maryland State Police and Baltimore City Police Departments. ECU investigates environmental violations and, when appropriate, files criminal charges, prosecuting both corporate and individual offenders. In the entire scope of MDE's enforcement efforts, ECU is statistically but a small part. However, ECU can be an effective and vital tool in the overall compliance continuum.

ECU's mission in protecting the quality of Maryland's air, land and water resources dovetails with the MDE enforcement mission. ECU's mission, like MDE's, covers the entirety of the State. ECU's statewide multi-media responsibilities are carried out with a total staff of nine, seven of whom (4 investigators and 3 prosecutors) are directly involved in the criminal investigation and enforcement work of the unit. ECU must focus its mission to get the most out of its resources. ECU operates from the perspective that criminal enforcement is often the enforcement choice of last resort. It is applied to the worst and most recalcitrant offenders, where the prospect of imprisonment and/or being stigmatized by a criminal conviction is necessary to protect the quality of Maryland's air, land and water resources.

AUTHORITY

STATE: The General Assembly, through several provisions in the *Environment Article*, gave the Attorney General exclusive or concurrent authority to prosecute criminal violations of statutes in the Article. Additionally, the Attorney General has the general authority under Article V, Section 3 of the Constitution of Maryland to investigate and prosecute other crimes as directed by the Governor. The Governor has granted ECU continuing authority to investigate and prosecute violations of Maryland's Litter Control Law (§10-110 of the Criminal Law Article, formerly §468 of Article 27) and other broadly defined related offenses.

PROCESS

The ECU receives complaints about possible criminal activity from three basic sources: the MDE Administrations, members of the general public, and other governmental and law enforcement agencies. Complaints are initially reviewed by an ECU prosecutor to assess the presence of factors indicating possible criminal intent. Complaints with the potential for prosecution are then assigned to ECU investigators to conduct full investigations for the purpose of gathering sufficient evidence to accurately assess whether the filing of criminal charges is warranted.

CONTRIBUTES TO MANAGING FOR RESULTS

ECU plays a role in the enforcement and compliance continuum of most of MDE's programs. ECU is the only multimedia enforcement component of MDE. Its work relates directly to MDE's first seven goals to protect Maryland's Air, Land, Water and Citizens. Indirectly, due to its relatively small size ECU's agency-wide work furthers MDE's MFR goal 8: maximizing resources to support environmental protection..

SUCCESSSES AND CHALLENGES

In FY 02, ECU benefited from the continued participation of the Baltimore City Police Department in its investigative work. The permanent assignment of an experienced detective compliments the two investigators assigned by the Maryland State Police. Baltimore City's commitment helped to alleviate a continuing shortage of investigators that resulted from the Maryland State Police cutting their participation by 50% since FY 97, and almost 60% from historic highs in the early 90's. A continuing challenge for ECU is to restore investigative capacity to prior levels.

CHART 1 shows the number of investigations conducted by ECU during FY 02, as well as the source of the complaints leading to the investigations.

INVESTIGATIONS OPENED – FY '02		
SOURCE OF COMPLAINTS		INVESTIGATIONS OPENED
M D E	ARMA	3
	TARSA	8
	WAS	9
	WMA	9
	OS/CO	0
TOTAL FROM MDE		29
OTHER SOURCES		27
TOTAL		56

The MDE administrations ARMA, WAS, WMA have traditional enforcement components within their respective programs. TARSA and OS/CO do not. TARSA's Emergency Response Division often responds to situations that Emergency Response personnel assess and determine may warrant possible criminal investigation.

CHART 2 shows the number of cases prosecuted by ECU during FY 02. The chart distinguishes between the number of cases where prosecution was commenced during FY 02 by the filing of criminal charges and the number of cases reaching courtroom conclusion during FY 02. In prosecuting criminal cases, it is not uncommon for charges in a case to be filed during one fiscal year and for the case to be concluded during a subsequent fiscal year. Additionally, charges may be formally filed in a subsequent fiscal year from when the investigation was opened by ECU. Also, a single investigation can result in several cases being filed.

PROSECUTIONS – FY '02			
SOURCE OF COMPLAINTS		NO. OF CASES FILED	NO. OF CASES CONCLUDED
M D E	ARMA	1	0
	TARSA	3	3
	WAS	2	3
	WMA	3	3
	OS/CO	0	0
TOTAL FROM MDE		9	9
OTHER SOURCES		7	15
TOTAL		16	24

CHART 3 shows the penalties imposed by Judges in cases concluded in court during FY '02 regardless of the source of the referral to ECU.

FY '02 PROSECUTIONS CASE DISPOSITION STATISTICS							
CASE TYPE	NO. OF CASES CONCLUDED IN COURT	FINES, RESTITUTION, ENVIRONMENTAL PROJECT COSTS		JAIL TIME		PROBATION (YEARS)	COMMUNITY SERVICE (HOURS)
		IMPOSED	TO BE PAID	IMPOSED	TO BE SERVED		
AIR	1	9,945	9,945	3 mos.	0	2	0
WASTE	19.5	93,000	63,000	346 mos.	78 mos./ 20 days	26.75	220
WATER	3.5	3,500	3,500	0	0	.25	0
TOTAL	24	106,445	76,445	349 mos.	78 mos./ 20 days	29 yrs.	220

Air: Title 2; 6 || **Waste:** Title 4; 7; Art. 27, Sect. 468 || **Water:** Title 4; 5; 9; 13; 16

CHART 4. The Report of Enforcement Activities mandated by §1-301(d) of the Environment Article requires the reporting of information regarding criminal cases prosecuted under specified provisions of the Environment Article. While reflecting all ECU activity for the fiscal year, the shaded areas of this chart reflect specified information.

Yearly Totals - FY 2002	Title 2	Title 4	Title 7	Title 9	Title 16	Art. 27		Yearly Total
	Subtitle 6	Subtitle 4	Subtitle 2	Subtitle 3	Subtitle 5	Sect. 468	Other	
Number of Criminal Cases Filed (*See Note and Counts Filed)	3		6	1	3	2		16
Number of Criminal Cases Concluded in Court (*See Note)	1	0.5	5	0.5	3	14		24
Number of Convictions Obtained (*See Note)	1	0.5	5	0.5	3	13		23
Amount of Imprisonment Time Ordered (Months)	3		15			331		349 mos.
Amount of Imprisonment Time To Be Served (Months/Days)			5			73 mos./ 20 days		78 mos./ 20 days
Amount of Probation (Years)	2	0.25	5	0.25		21.5		29 yrs.
Amount of Community Service (Hours)			100			120		220 hrs.
Amount of Criminal Fines, Restitution and Clean-Up Costs Imposed	9,945	2,500	52,000	2,500	1,000	38,500		\$106,445
Amount of Criminal Fines, Restitution and Clean-Up Costs To Be Paid	9,945	2,500	22,000	2,500	1,000	38,500		\$76,445

*Note – A single case may involve charges from any number of the various titles (The next three rows show the number of charge counts filed, concluded & convicted.)

Criminal Charges (Counts) Filed	17		16	2	5	4	1	45
Criminal Charges (Counts) Concluded in Court	2	1	22	2	5	53	2	87
Criminal Charges (Counts) Convicted	1	1	5	1	3	18	2	31

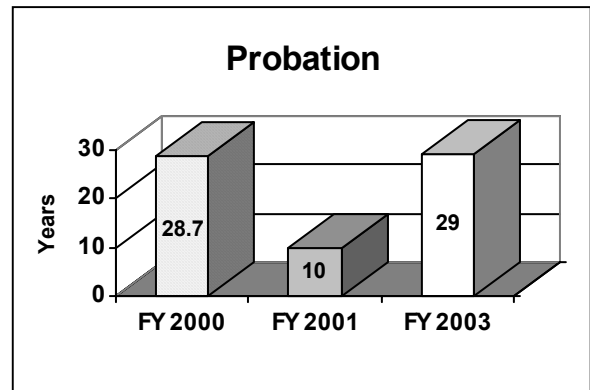
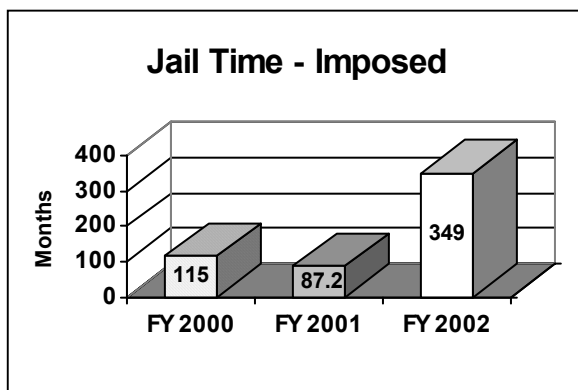
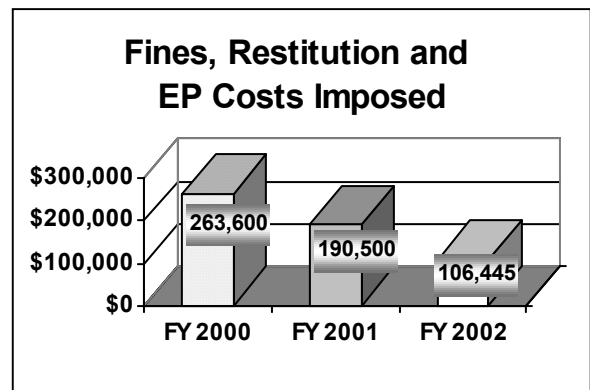
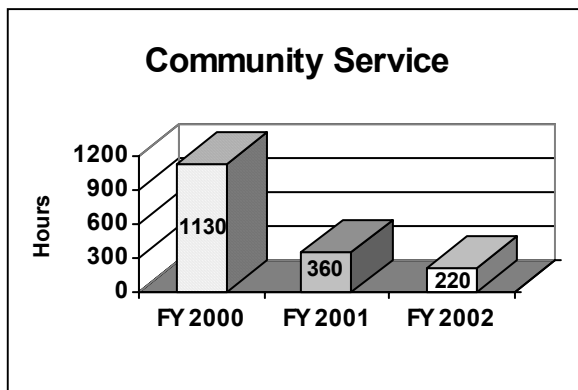
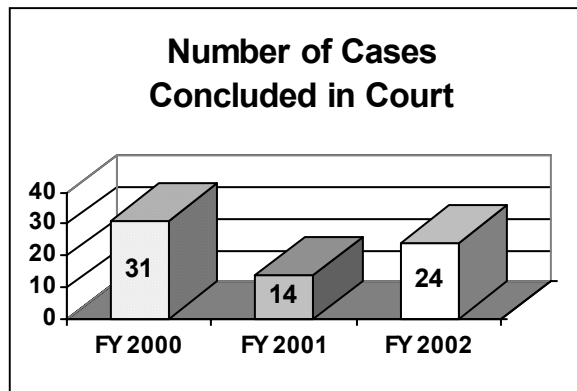
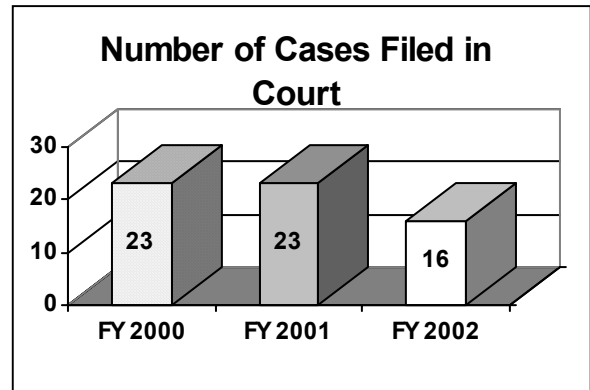
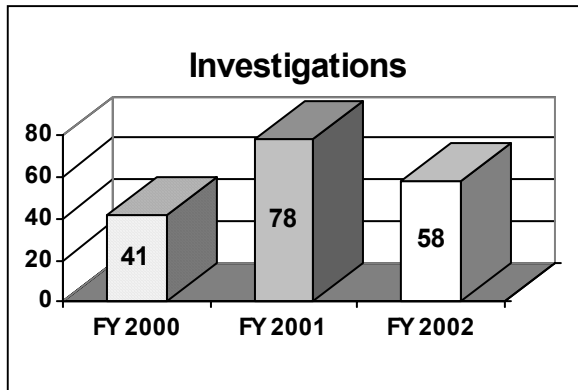
Title 2 – Ambient Air Quality Control
 Title 4 – Water Management/Waste Management
 *Title 5 – Water Resources

*Title 6 – Toxic, Carcinogenic & Flammable Substances
 Title 7 – Hazardous Materials & Hazardous Substances
 Title 9 – Water, Ice, and Sanitary Facilities

*Title 13 – Well Drillers
 Title 16 – State Wetlands
 Art. 27, Sect. 468 – Litter Control Law

* No cases under this title for Fiscal Year 2002

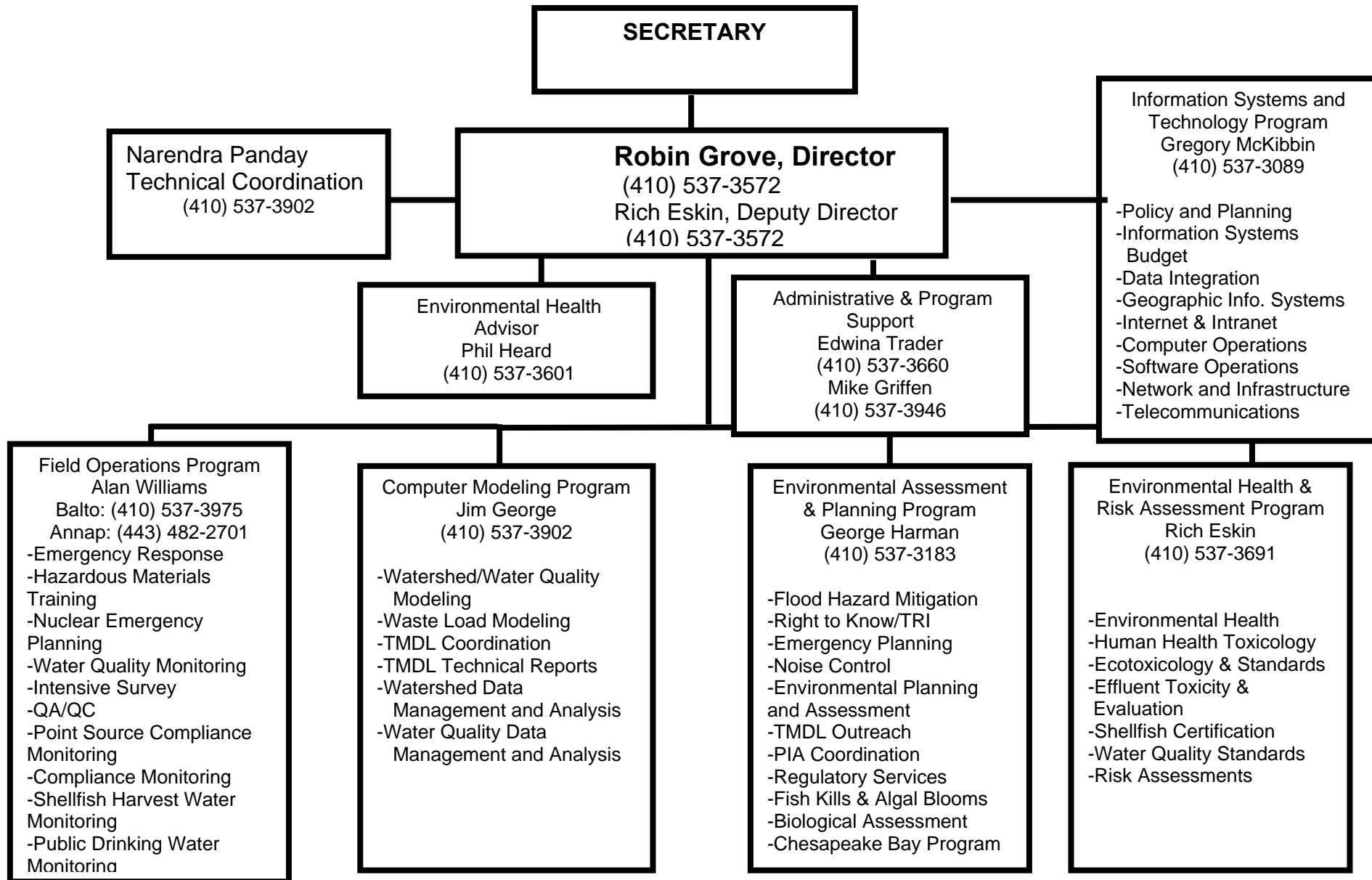
Environmental Crimes Unit





**TECHNICAL AND REGULATORY
SERVICES ADMINISTRATION**

TECHNICAL AND REGULATORY SERVICES ADMINISTRATION



Noise Control Program

PURPOSE

The Noise Control Program has been established to provide assistance to citizens and local jurisdictions across the State regarding compliance with community noise issues that are not handled at the local level. Noise has become an increasingly contentious "Quality of Life" issue as the State's population increases and urban development progresses. The Noise Program pursues its mission on a complaint driven basis addressing specific requests from individual citizens and local government agencies. Because of very limited staff, the Program actively encourages local jurisdictions to take a more active roll in addressing noise problems and issues while the program stands ready to provide technical support for enforcement actions, noise control training, and general advisory assistance.

AUTHORITY

STATE: Environment Article, Title 3; COMAR 26.02.03

PROCESS

In addressing noise complaints a small portion of those registered can be resolved by telephone without field investigation. However, the majority of complaints require multiple field visits to monitor and measure the offending noise levels. Assessments are frequently made during nighttime hours when standards are more stringent. Weekend and holiday noise monitoring is also common to capture certain entertainment events. In evaluating and processing noise complaints the Program utilizes state of the art real-time computer integrated sound level analyzers for determining the character and extent of noise violations. When a noise level violation is encountered, primary emphasis is placed on compliance assistance and co-operative resolution rather than penalties. This approach has been successful in almost all cases.

CONTRIBUTES TO MANAGING FOR RESULTS

GOAL #3: Reducing Maryland citizens' exposure to hazards.

SUCCESSSES / CHALLENGES

Successes during 2002 include the continued deliberations of the Noise Advisory Council and the Interagency Noise Control Committee. These advisory bodies have been considering various changes in the governing law and regulations. It is anticipated that the groups will provide continuing guidance to the Department and other state agencies to update and improve the State's noise control efforts. The Department is in the process of developing suggested regulatory changes, which will be submitted to the Noise Council for advice. The noise regulations have not been modified since the 1970s.

Outreach efforts directed toward local governments continue to encourage the development of local ordinances. Of the Counties, Montgomery County is the only one with a comprehensive noise response program. The outreach program has reached the Municipal League, Environmental Health Directors, City of Cheverly (PG Co.), Maryland Sheriff's Association, and Ocean City.

Noise training efforts are continuing with the few local governments that have comprehensive ordinances and the State police, which have instituted a revised vehicle noise inspection program. Those jurisdictions that have seasonal programs and high turnover rates require periodic retraining.

The Department is meeting the numerical and quality goals for this program. Although the complexity and number of complaints continues to increase, constituent satisfaction remains at a high level. As in previous years, virtually all complaints are resolved through voluntary cooperation by the noise generators. A few complex complaints each year take more time than originally anticipated, but the program continues to be successful in achieving compliance without the need to invoke legal remedies. It is the Program's goal, when possible, to resolve noise violations from a compliance assistance approach as opposed to pursuing enforcement and penalties.

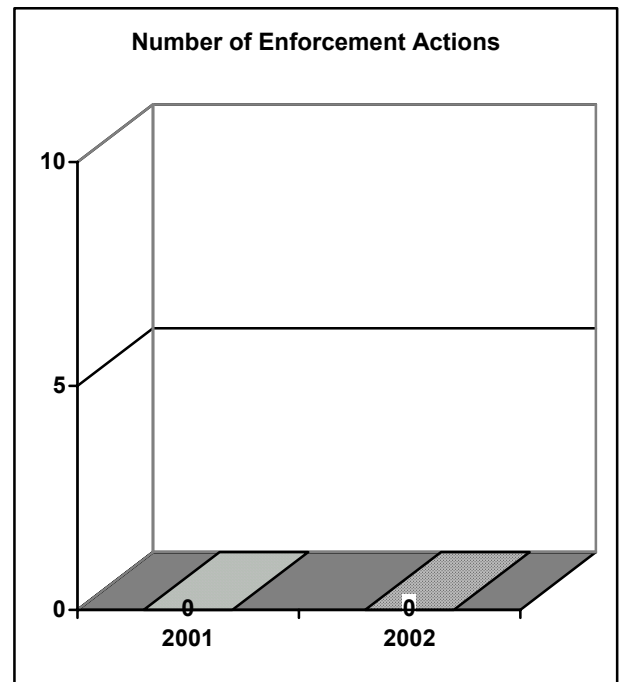
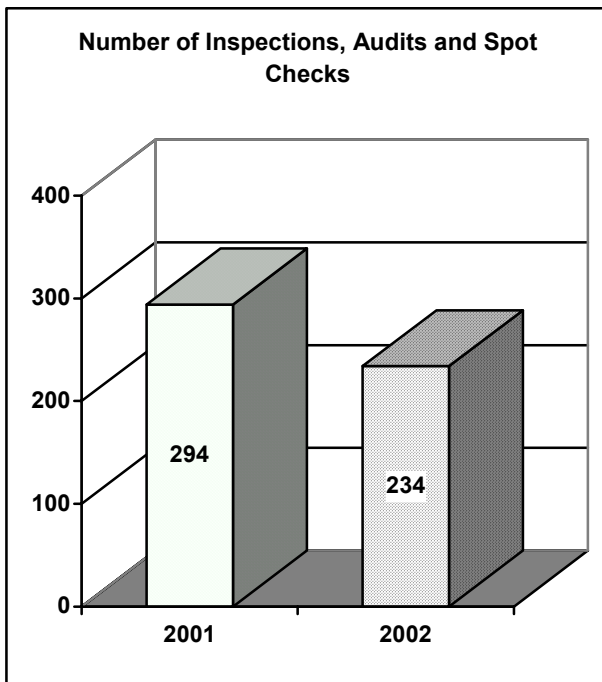
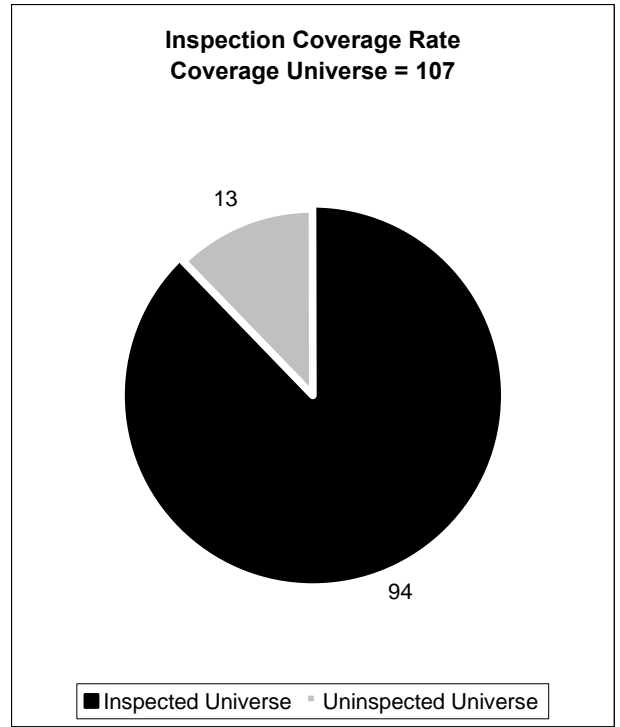
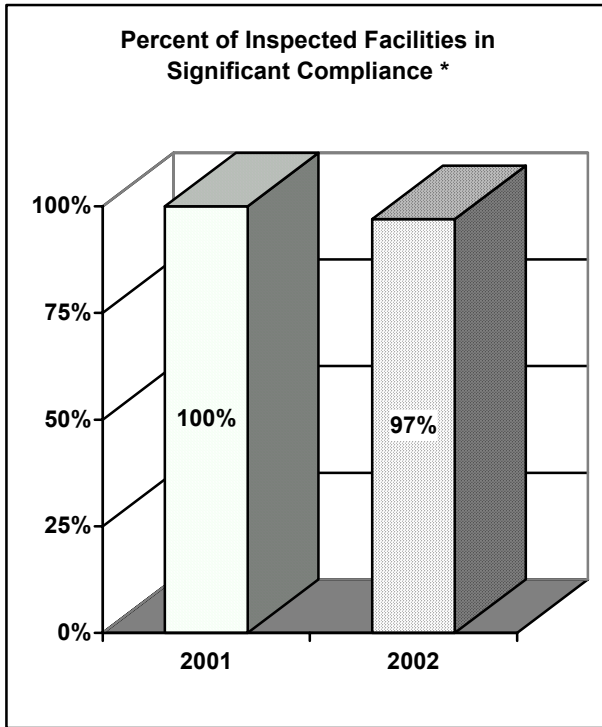
The major challenge facing the Department is ever increasing suburban development that places residences in closer proximity to noise sources. Efforts to encourage local governments to incorporate noise evaluations in their zoning and building permit processes would greatly assist in the reduction of the number of complaints that are being generated. The Noise Advisory Council and the Interagency Noise Control Committee have recommended a statutory change that would encourage local governments to consider noise standards in zoning and permitting actions. The intent of this encouragement is to prevent noise problems, thus avoiding costly compliance and reducing the need for noise mitigation retrofits by developers and property owners.

Noise Control Program

	2002 Totals
<u>PERMITTED SITES/FACILITIES</u>	
Number of Permits/Registrations issued	na
Number of Permits/Registrations in effect at Fiscal Year End	na
<u>OTHER REGULATED SITES/FACILITIES</u>	
Complaints Registered	107
<u>INSPECTIONS</u>	
Number of Sites inspected	94
Number of Inspections, Audits, Spot Checks	234
<u>COMPLIANCE PROFILE:</u>	
Number of Inspected Sites/Facilities with Significant Violations	3
% of Inspected Sites/Facilities in Significant Compliance	97%
% of Inspected Sites/Facilities with Significant Violations	3%
Inspection coverage Rate *	88%
<u>SIGNIFICANT VIOLATIONS</u>	
Number of Significant Violations involving Environmental or Health Impact	3
Number of Significant Violations based on Technical/Preventative Deficiencies	0
Number of Significant Violations carried over awaiting disposition from Previous Fiscal year	1
Total	4
<u>DISPOSITION OF SIGNIFICANT VIOLATIONS</u>	
Resolved	3
Ongoing	1
<u>ENFORCEMENT ACTIONS</u>	
Number of Compliance Assistance rendered	11
Number of Show Cause, Remedial, Corrective Actions issued	0
Number of Stop Work Orders	0
Number of Injunctions obtained	0
Number of Penalty and Other Enforcement Actions	0
Number of Referrals to Attorney General for possible Criminal Action	0
<u>PENALTIES</u>	
Amount of Administrative or Civil Penalties obtained	\$0

* Coverage rate is computed as the number of sites inspected divided by the total number of complaints registered.

Noise Control Program



* Data from this Program was added to the annual enforcement report in fiscal year 2001.



**APPENDIX
ENVIRONMENTAL RESTORATION
AND REDEVELOPMENT PROGRAM
STATE MASTER LIST**

(This list provides notice of potential hazardous waste sites.)

Maryland Department of the Environment
State Master List
July 2002

County **ALLEGANY**

Site AETNA LUMBER (MD-458)
Address: RT 6 BOX 212
 CUMBERLAND, MD 21502
Aliases: NONE

Status: NFRAP

Site CABIN RUN LF (MD-003)
Address: CABIN RUN RD
 FROSTBURG, MD 21532
Aliases: NONE

Status: NFRAP

Site CELANESE FIBERS CO - AMCELLE PLANT (MD-031)
Address: US RT 220 S
 CUMBERLAND, MD 21502
Aliases: NONE

Status: NFRAP

Site CUMBERLAND GAS LIGHT CO (MD-195)
Address: N MECHANIC ST
 CUMBERLAND, MD 21502
Aliases: NONE

Status: NFRAP

Site FROSTBURG GAS LIGHT CO (MD-197)
Address: W SIDE OF GRANT ST
 FROSTBURG, MD 21532
Aliases: NONE

Status: NFRAP

Site HOFFMAN LF (MD-004)
Address: FROSTBURG IND PARK RT 36
FROSTBURG, MD 21532
Aliases: NONE

Status: NFRAP

Site KELLY SPRINGFIELD TIRE CO (MD-410)
Address: 800 KELLY RD
CUMBERLAND, MD 21502
Aliases: NONE

Status: NFRAP

Site KOPPERS CO INC - OLDTOWN (MD-042)
Address: RUBY RD
OLD TOWN, MD 21555
Aliases: CHARLES O WALTERS

Status: NFRAP

Site LAVALE WAREHOUSE FIRE (MD-328)
Address: 1210 NATIONAL HWY
LAVALE, MD 21502
Aliases: NONE

Status: NFRAP

Site LIMESTONE ROAD SITE (MD-084)
Address: LIMESTONE RD OFF RT 51
CUMBERLAND, MD 21502
Aliases: CUMBERLAND CEMENT & SUPPLY, DIGGS SANITATION

Status: NPL

Site OLD CUMBERLAND CITY/COUNTY DUMP (MD-139)
Address: LIMESTONE RD
CUMBERLAND, MD 21502
Aliases: NONE

Status: NFRAP

Site VALE SUMMIT LF (MD-005)
Address: RTS 36 & 38
FROSTBURG, MD 21532
Aliases: NONE

Status: NFRAP

Site WILLISON OIL COMPANY (MD-457)
Address: RT 2 BOX 101
CUMBERLAND, MD 21502
Aliases: NONE

Status: NFRAP

Maryland Department of the Environment
State Master List
July 2002

County **ANNE ARUNDEL**

Site ALCO-GRAVURE INC (MD-353)
Address: 701 BALTIMORE ANNAPOLIS BLVD
 GLEN BURNIE, MD 21061
Aliases: NONE

Status: NFRAP

Site ANNE ARUNDEL CO LF (MD-035)
Address: DOVER RD
 GLEN BURNIE, MD 21061
Aliases: GLEN BURNIE LF

Status: DEFERRAL

Site B & O RAILROAD LF (MD-362)
Address: KEMBO RD
 BALTIMORE, MD 21226
Aliases: NONE

Status: UI

Site BROWNING FERRIS IND - SOLLEY RD LF (MD-006)
Address: 7890 SOLLEY RD
 GLEN BURNIE, MD 21061
Aliases: SAN DISP INC, SOLLEY RD LF

Status: NFRAP

Site CHERRY PIT DRUM (MD-480)
Address: 701 PITTMAN ROAD - SITE B
BALTIMORE, MD 21226
Aliases: NONE

Status: NFRAP

Site COX CREEK REFINING (MD-456)
Address: 1000 KEMBO RD
BALTIMORE, MD 21226
Aliases: NONE

Status: NFRAP

Site DAVID TAYLOR/ANNAPOLIS - LAUNCH (MD-203)
Address: BAY HEAD RD
ANNAPOLIS, MD 21401
Aliases: NONE

Status: UI

Site DIAMOND SHAMROCK CORP CHEMETALS DIV (MD-071)
Address: 711 PITTMAN RD
BALTIMORE, MD 21226
Aliases: CHEMETALS CORP

Status: NFRAP

Site DRUMCO DRUM DUMP (MD-408)
Address: ASPEN ST OFF PENNINGTON AVE
BALTIMORE, MD 21225
Aliases: NONE

Status: NFRAP

Site EPA CENTRAL REGIONAL LABORATORY (MD-429)
Address: 839 BESTGATE RD
ANNAPOLIS, MD 21401
Aliases: NONE

Status: NFRAP

Site FORT SMALLWOOD - CONTROL (MD-208)
Address: OLD NIKE MISSILE SITE RD
PASADENA, MD 21122
Aliases: NONE

Status: NFRAP

Site FORT SMALLWOOD - LAUNCH (MD-207)
Address: 9034 FORT SMALLWOOD RD
PASADENA, MD 21122
Aliases: ANNAPOLIS - NIKE

Status: NFRAP

Site FRESH POND (MD-365)
Address: FOREST GLEN DR
PASADENA, MD 21122
Aliases: NONE

Status: NFRAP

Site GENERAL SERVICE ADMIN - CURTIS BAY DEPOT (MD-336)
Address: 710 ORDNANCE RD
BALTIMORE, MD 21226
Aliases: NONE

Status: UI

Site GREEN VALLEY RD SITE (MD-178)
Address: GREEN VALLEY RD
ARNOLD, MD 21012
Aliases: NONE

Status: NFRAP

Site HONEYWELL INC (MD-158)
Address: 401 DEFENSE HWY
ANNAPOLIS, MD 21401
Aliases: NONE

Status: NFRAP

Site JOY BOEHM LF (MD-030)
Address: 1373 ST STEPHENS CHURCH RD
CROWNSVILLE, MD 21032
Aliases: BOEHM JOY LF, ST STEPHENS CHURCH RD SITE

Status: NFRAP

Site JOY RECLAMATION CO (MD-073)
Address: 6400 ARUNDEL CORP RD
GLEN BURNIE, MD 21061
Aliases: ARUNDEL CORP RD SITE, JOY/HAMLEN RECLAMATION

Status: NFRAP

Site KOP-FLEX INC (MD-286)
Address: 101 HARMAN RD
HARMON, MD 21077
Aliases: KOPPERS CO INC POWER TRANS

Status: NFRAP

Site MID-ATLANTIC WOOD PRESERVERS (MD-070)
Address: PO BOX 58 SHIPLEY AVE
HARMANS, MD 21077
Aliases: MID-ATLANTIC HARMANS WOOD TR FACTORY

Status: NPL

Site NEVAMAR CORP (MD-072)
Address: 8339 TELEGRAPH RD
ODENTON, MD 21113
Aliases: NONE

Status: NFRAP

Site NOVA-KOTE INC. (MD-421)
Address: 7615 ENERGY PARKWAY
BALTIMORE, MD 21226
Aliases: NONE

Status: NFRAP

Site PUBLISHERS PRINTING SERVICE INC. (MD-417)
Address: 10650 RIGGS HILL RD
JESSUP, MD 20794
Aliases: NONE

Status: NFRAP

Site SNOW HILL LANE SITE (MD-201)
Address: SNOW HILL LN & CEDAR HILL LN
BALTIMORE, MD 21225
Aliases: CHERKOFF SITE

Status: NFRAP

Site US COAST GUARD (MD-406)
Address: HAWKINS POINT RD
BALTIMORE, MD 21226
Aliases: NONE

Status: UI

Site US NAVAL STATION (MD-334)
Address: ANNAPOLIS NAVAL COMPLEX
ANNAPOLIS, MD 20084
Aliases: US NAVAL COMPLEX ANNAPOLIS

Status: UI

Site USA FORT GEORGE MEADE (MD-067)
Address: FT MEADE
FT MEADE, MD 20755
Aliases: USA 144TH ORDINANCE DETACHMENT, USA LUMBER STORAGE YARD,
USA BLDG T37 SUB STA 3, USA TRAINING AREA T38, USA BUILDING 6527,
CAMP MEADE

Status: NPL

Site USN COMMISSARY STORE PARK LOT AREA SOUTH (MD-059)
Address: KINKAID RD
ANNAPOLIS, MD 21402
Aliases: USN NAVAL STATION LAGOON, USN RADIO TRANSMITTING FACILITY,
USN NAVAL STATION, US NAVAL COMPLEX ANNAPOLIS

Status: UI

Site USN NAVAL ACADEMY (MD-063)
Address: PUBLIC WKS DEPT
ANNAPOLIS, MD 21402
Aliases: USN NAVAL ACADEMY WHERRY HOUSING PROJ

Status: NFRAP

Site VECTRA CORP - ODENTON (MD-041)
Address: 8305 TELEGRAPH RD
ODENTON, MD 21113
Aliases: ODENTON PLT, CHEVRON CHEMICAL

Status: NFRAP

Site WOODS ROAD SITE (MD-192)
Address: END-WOODS RD/BORDERS MAGOTHY BR. RD
ANNAPOLIS, MD 21122
Aliases: NONE

Status: NFRAP

Maryland Department of the Environment
State Master List
July 2002

County **BALTIMORE**

Site 68TH STREET DUMP (MD-174)
Address: 68TH ST & PULASKI HWY
 ROSEDALE, MD 21237
Aliases: NONE

Status: UI

Site AVESTA SHEFFIELD (MD-173)
Address: ROLLING MILL RD
 BALTIMORE, MD 21224
Aliases: EASTERN STAINLESS STEEL (FORMERLY)

Status: NFRAP

Site BALTIMORE GALVANIZING COMPANY INC (MD-069)
Address: 7110 QUAD AVE
 BALTIMORE, MD 21237
Aliases: NONE

Status: NFRAP

Site BAUER FARM (MD-297)
Address: OFF NORTH PT RD & BAUERS FARM RD
 BALTIMORE, MD 21219
Aliases: NONE

Status: NFRAP

Site BEACHWOOD DEVELOPMENT (MD-388)
Address: MORSE LN & TODD PT
 BALTIMORE, MD 21222
Aliases: NONE

Status: NFRAP

Site BENDIX CORP (MD-395)
Address: 1300 JOPPA RD
BALTIMORE, MD 21204
Aliases: NONE

Status: NFRAP

Site BROWNING FERRIS IND - CHEM PROCESSING CNTR (MD-018)
Address: 101 NORRIS LN
BALTIMORE, MD 21222
Aliases: CHEM PROCESSING CNTR, NORRIS FARM LF

Status: NFRAP

Site BUCKS STEEL DRUM (MD-187)
Address: 8234 ROSEBANK AVE
BALTIMORE, MD 21222
Aliases: NONE

Status: NFRAP

Site CIRCUIT CITY (MD-315)
Address: 6211 ROSSVILLE BLVD
BALTIMORE, MD 21237
Aliases: NONE

Status: NFRAP

Site COLGATE PAY DUMP (MD-176)
Address: 6700 PULASKI HWY (I-95 @ MORAVIA)
BALTIMORE, MD 21237
Aliases: NONE

Status: NFRAP

Site CUTRONICS (MD-380)
Address: 1925 & 1941 GREENSPRING DR
TIMONIUM, MD 21093
Aliases: NONE

Status: NFRAP

Site DUNDALK MARINE TERMINAL (MD-016)
Address: 2701 BROENING HWY
BALTIMORE, MD 21222
Aliases: NONE

Status: NFRAP

Site FORK - CONTROL (MD-210)
Address: END OF HUTSCHENREUTER RD
KINGSVILLE, MD 21057
Aliases: NONE

Status: NFRAP

Site FORK - LAUNCH (MD-209)
Address: OFF STOCKDALE RD
KINGSVILLE, MD 21087
Aliases: NONE

Status: NFRAP

Site FOUR CORNERS (JACKSONVILLE) (MD-264)
Address: JARRETSVILE PK & SWEET AIR RD
JACKSONVILLE, MD 21131
Aliases: JACKSONVILLE SITE, FOUR CORNERS EXXON

Status: NFRAP

Site GIBSON HOMANS (MD-316)
Address: 1101 HANZLIK AVE
BALTIMORE, MD 21237
Aliases: NONE

Status: NFRAP

Site GRANITE - CONTROL (MD-212)
Address: 2845 HERNWOOD RD
WOODSTOCK, MD 21163
Aliases: NONE

Status: UI

Site Address: GRANITE - LAUNCH (MD-211)
3085 HERNWOOD RD
WOODSTOCK, MD 21163
Aliases: NONE

Status: NFRAP

Site Address: GREENSPRING - CONTROL (MD-214)
GREENSPRING AVE
GREENSPRING, MD 21117
Aliases: NONE

Status: NFRAP

Site Address: GREENSPRING - LAUNCH (MD-213)
RIDGE RD
GREENSPRING, MD 21117
Aliases: TOWSON - NIKE

Status: NFRAP

Site Address: INDUSTRIAL ENTERPRISES (MD-184)
7100 QUAD AVE
BALTIMORE, MD 21237
Aliases: NONE

Status: NFRAP

Site Address: J & L INDUSTRIES INC (MD-280)
6923 EBENEZER RD
BALTIMORE, MD 21220
Aliases: NONE

Status: NFRAP

Site Address: KOPPERS CO (MD-285)
GLEN ARM RD
GLEN ARM, MD 21087
Aliases: UNITED CONTAINER MACHINERY GROUP INC

Status: NFRAP

Site LEO J. MCCOURT DUMP (MD-309)
Address: MORSE RD, OFF OF NORTH POINT
BALTIMORE, MD 21222
Aliases: NONE

Status: NFRAP

Site MARTIN MARIETTA CORP (MD-172)
Address: 1601 ROLLING RD
BALTIMORE, MD 21227
Aliases: NONE

Status: NFRAP

Site MARTIN'S STATE AIRPORT (MD-304)
Address: BOX 1 701 WILSON POINT RD
BALTIMORE, MD 21220
Aliases: NONE

Status: NFRAP

Site MARTIN'S STATE AIRPORT SITE II (ANG) (MD-310)
Address: EASTERN AVE AND WILSON POINT RD
BALTIMORE, MD 21220
Aliases: AIR NATIONAL GUARD

Status: NFRAP

Site MARYVALE PREPARATORY SCHOOL (MD-389)
Address: 11300 FALLS RD
BROOKLANDVILLE, MD 21022
Aliases: NONE

Status: NFRAP

Site METALS & RESIDUES PROCESSING (MD-277)
Address: 10107 MARBLE CT
COCKEYSVILLE, MD 21030
Aliases: NONE

Status: NFRAP

Site METALS AND RESIDUES PROCESSING (MD-276)
Address: 4400 MILFORD MILL RD
BALTIMORE, MD 21208
Aliases: NONE

Status: NFRAP

Site NATIONAL CIRCUITS INC-PIKESVILLE PROPERTY (MD-463)
Address: PARK CIRCLE
BALTIMORE, MD 21209
Aliases: NONE

Status: NFRAP

Site OH WILLIAMSON (MD-238)
Address: WILLIAMSON LN
COCKEYSVILLE, MD 21030
Aliases: MANN & PARKER LUMBER CO

Status: NFRAP

Site PARKTON LF (MD-449)
Address: I-83 & STABLERS CHURCH ROAD
PARKTON, MD 21120
Aliases: NONE

Status: NFRAP

Site REISTERS PROPERTY (MD-331)
Address: JUNCTION MD RTS 30 & 140
REISTERSTOWN, MD 21136
Aliases: NONE

Status: NFRAP

Site RELAY MUD SLIDE (MD-166)
Address: WOODLAND DR & VIADUCT AVE
BALTIMORE, MD 21227
Aliases: NONE

Status: NFRAP

Site RM WINSTEAD CO (MD-133)
Address: 68TH ST & PULASKI HWY
BALTIMORE, MD 21237
Aliases: NONE

Status: NFRAP

Site SAFETY KLEEN CORP - CATONSVILLE (MD-349)
Address: 1012-1/2 LESLIE AVE
BALTIMORE, MD 21228
Aliases: NONE

Status: NFRAP

Site SAUER DUMP (MD-181)
Address: 4225 LYNHURST RD
BALTIMORE, MD 21222
Aliases: NONE

Status: UI

Site SECURITY BLVD SITE (MD-188)
Address: 1718 K BELMONT AVE
BALTIMORE, MD 21207
Aliases: NONE

Status: NFRAP

Site SMUCK DUMP (MD-080)
Address: HOLLINS FERRY RD
LANDSDOWNE, MD 21227
Aliases: NONE

Status: NFRAP

Site SPARROWS POINT (MD-479)
Address: PATAPSCO RIVER
BALTIMORE, MD 21226
Aliases: NONE

Status: NFRAP

Site STANSBURY PARK (MD-265)
Address: STANSBURY & HYDRANGEA RDS
BALTIMORE, MD 21222
Aliases: NONE

Status: UI

Site SUN CHEMICAL CORP - GPI DIV (MD-288)
Address: 42 GWYNNS MILL CT
OWINGS MILLS, MD 21117
Aliases: NONE

Status: NFRAP

Site THOMPSON STEEL COMPANY INC (MD-289)
Address: NORTH POINT BLVD
BALTIMORE, MD 21219
Aliases: NONE

Status: NFRAP

Site TOWSON LAUNCH BA - 92 (MD-412)
Address: RIDGE RD NEAR RT 45
TOWSON, MD 21136
Aliases: NONE

Status: UI

Site US ARMY PHOENIX - CONTROL (MD-157)
Address: SUNNYBROOK RD
JACKSONVILLE, MD 21131
Aliases: USA PHOENIX NIKE SITE (FCA), PHOENIX NIKE, PHOENIX MILITARY
RESERVATION

Status: UI

Site US ARMY PHOENIX - LAUNCH (MD-234)
Address: PAPERMILL RD
JACKSONVILLE, MD 21131
Aliases: NONE

Status: NFRAP

Site VULCAN MATERIALS METALS DIV (MD-132)
Address: 2415 GRAYS RD
BALTIMORE, MD 21219
Aliases: NONE

Status: NFRAP

Maryland Department of the Environment
State Master List
July 2002

County **BALTIMORE CITY**

Site 1ST PLANT (MD-147)
Address: GUILFORD & SARATOGA STS
 BALTIMORE, MD 21201
Aliases: NONE

Status: NFRAP

Site 2ND PLT (MD-148)
Address: SARATOGA & HOLIDAY STS
 BALTIMORE, MD 21201
Aliases: HOLIDAY PLT

Status: NFRAP

Site 4TH GAS HOUSE (MD-160)
Address: LANCASTER AND PATAPSCO STS
 BALTIMORE, MD 21201
Aliases: NONE

Status: NFRAP

Site AINSWORTH PAINT MFG SITE (MD-473)
Address: 3200 E BIDDLE ST
 BALTIMORE, MD 21231
Aliases: NONE

Status: NFRAP

Site ALLIED CHEM CORP - AG PLT (MD-010)
Address: 2000 RACE ST
 BALTIMORE, MD 21231
Aliases: NONE

Status: NFRAP

Site Address: ALLIED CHEM CORP - BALTIMORE WKS (MD-013)
BLOCK & WILLS STS
BALTIMORE, MD 21231
Aliases: BALTIMORE WKS

Status: NFRAP

Site Address: AMERICAN CHEMMATE (MD-152)
HOWARD & WEST STS
BALTIMORE, MD 21230
Aliases: CHEMICAL SERVICES

Status: NFRAP

Site Address: AMERICAN RECOVERY CORP (MD-011)
1901 BIRCH ST
BALTIMORE, MD 21226
Aliases: NONE

Status: NFRAP

Site Address: AMOCO OIL CO (MD-105)
3901 ASIATIC AVE
BALTIMORE, MD 21226
Aliases: NONE

Status: NFRAP

Site Address: ANCHOR HOCKING CORP - CARR LOWREY GLASS (MD-140)
2201 KLOMAN ST
BALTIMORE, MD 21230
Aliases: NONE

Status: NFRAP

Site Address: ARMCO BALTIMORE WKS (MD-106)
3501 E BIDDLE ST
BALTIMORE, MD 21213
Aliases: NONE

Status: NFRAP

Site BALTIMORE IRON & METAL (MD-257)
Address: PIER 11 PATAPSCO RIVER E
BALTIMORE, MD 21224
Aliases: NONE

Status: NFRAP

Site BALTIMORE STEEL DRUM CORP (MD-051)
Address: 910 KRESSON ST
BALTIMORE, MD 21224
Aliases: STEEL DRUM SITE

Status: NFRAP

Site BAYARD STATION (MD-161)
Address: BAYARD AND BUSH ST
BALTIMORE, MD 21201
Aliases: NONE

Status: NFRAP

Site BLOEDE MANUFACTURER PROPERTY (MD-466)
Address: CORNER OF WILKENS & CATON AVE
BALTIMORE, MD 21229
Aliases: NONE

Status: NFRAP

Site BOARMAN, JW CO, INC (MD-283)
Address: 2821-23 FOSTER AVE
BALTIMORE, MD 21224
Aliases: NONE

Status: NFRAP

Site BOWLEY'S LANE LF (MD-154)
Address: MORAVIA RD
BALTIMORE, MD 21205
Aliases: NONE

Status: NFRAP

Site Address: BROWNING FERRIS IND - QUARANTINE RD (MD-019)
5901 QUARANTINE RD
BALTIMORE, MD 21226
Aliases: ROBB TYLER (BFI PORTION), QUARANTINE RD

Status: NFRAP

Site Address: BRUNING PAINT CO (MD-273)
601 S HAVEN ST
BALTIMORE, MD 21224
Aliases: NONE

Status: NFRAP

Site Address: CANTON STATION (MD-159)
FAIT AND LAKEWOOD STS
BALTIMORE, MD 21201
Aliases: NONE

Status: NFRAP

Site Address: CAPITAL ASSAY LABS SITE (MD-253)
2901 WHITTINGTON AVE
BALTIMORE, MD 21230
Aliases: NONE

Status: NFRAP

Site Address: CHEMICAL METALS IND (MD-082)
2101 & 2103 ANNAPOLIS RD
BALTIMORE, MD 21230
Aliases: CMI

Status: NPL

Site Address: CHEVRON USA - BALTIMORE REFINERY (MD-143)
1955 CHESAPEAKE AVE
BALTIMORE, MD 21226
Aliases: NONE

Status: NFRAP

Site CONOCO CHEMICAL CO BALTIMORE PLT (MD-109)
Address: 3441 FAIRFIELD RD
BALTIMORE, MD 21226
Aliases: VISTA CHEMICAL CORP

Status: NFRAP

Site CONOCO INC BALTIMORE TERM (MD-110)
Address: 3410 FAIRFIELD RD
BALTIMORE, MD 21226
Aliases: NONE

Status: NFRAP

Site CONRAIL ORANGEVILLE YARD (MD-263)
Address: 6000 E LOMBARD ST
BALTIMORE, MD 21201
Aliases: NONE

Status: NFRAP

Site CONTINENTAL CAN CO - USA PLANT #16 (MD-354)
Address: 3701 DUNCANWOOD LANE
BALTIMORE, MD 21213
Aliases: NONE

Status: NFRAP

Site CROWN CENTRAL PETROLEUM CORP (MD-112)
Address: 6000 PENNINGTON AVE
BALTIMORE, MD 21226
Aliases: NONE

Status: NFRAP

Site CROWN CENTRAL PETROLEUM CORP (MD-113)
Address: 1622 S CLINTON ST
BALTIMORE, MD 21224
Aliases: NONE

Status: NFRAP

Site DYNASURF CHEMICAL CORP (MD-153)
Address: 1411 FLEET ST
BALTIMORE, MD 21231
Aliases: NONE

Status: NFRAP

Site E FEDERAL ST SITE (MD-379)
Address: E OF 3520 E FEDERAL ST
BALTIMORE, MD 21213
Aliases: NONE

Status: NFRAP

Site ESTECH GENERAL CHEM CO (MD-114)
Address: 5500 CHEM RD
BALTIMORE, MD 21226
Aliases: NONE

Status: NFRAP

Site EXXON CO USA (MD-091)
Address: 3801 BOSTON ST
BALTIMORE, MD 21224
Aliases: NONE

Status: NFRAP

Site FMC CORP (MD-017)
Address: 1701 E PATAPSCO AVE
BALTIMORE, MD 21226
Aliases: NONE

Status: NFRAP

Site FORT HOLABIRD CRIME RECORDS CENTER (MD-411)
Address: CORNER OF OAKLAND & DETROIT AVES
BALTIMORE, MD 21222
Aliases: NONE

Status: NFRAP

Site HAWKINS PT - MD PORT ADMIN (MD-007)
Address: HAWKINS PT RD
BALTIMORE, MD 21202
Aliases: NONE

Status: NFRAP

Site HIGHLAND TOWN GAS (MD-233)
Address: 3913 PULASKI HWY
BALTIMORE, MD 21224
Aliases: NONE

Status: NFRAP

Site HUTTON AVENUE LF, E & W (MD-367)
Address: 4825-4835 WINDSOR MILL RD
BALTIMORE, MD 21207
Aliases: RIDGETOP ROAD DUMP

Status: UI

Site KANE & LOMBARD ST DRUMS (MD-169)
Address: KANE & LOMBARD STS
BALTIMORE, MD 21224
Aliases: NONE

Status: NPL

Site KEY HWY SHIPYARD (MD-340)
Address: 1101 KEY HWY
BALTIMORE, MD 21230
Aliases: NONE

Status: NFRAP

Site KOPPERS CO BALTIMORE TREATING PLT LF (MD-021)
Address: FOOT OF CHILDS ST FAIRFIELD
BALTIMORE, MD 21226
Aliases: NONE

Status: NFRAP

Site Address: KOPPERS CO INC - METAL PRODUCTS DIV (MD-431)
200 SCOTT ST
BALTIMORE, MD 21230
Aliases: NONE

Status: NFRAP

Site Address: KOPPERS CO INC- ENGR MET PROD G (MD-284)
1400 BUSH ST
BALTIMORE, MD 21230
Aliases: KAYDON RING & SEAL INC

Status: NFRAP

Site Address: LOCOMOTIVE JUNKYARD (MD-258)
BALTIMORE, MD 21201
Aliases: NONE

Status: NFRAP

Site Address: M & T CHEMICALS INC (MD-118)
1900 CHESAPEAKE AVE
BALTIMORE, MD 21226
Aliases: NONE

Status: NFRAP

Site Address: MONUMENT ST LF (MD-092)
MONUMENT ST & EDISON HWY
BALTIMORE, MD 21205
Aliases: NONE

Status: NFRAP

Site Address: MORGAN STATE UNIVERSITY SITE (MD-471)
COLD SPRING LN & HILLEN RD
BALTIMORE, MD 21239
Aliases: NONE

Status: NFRAP

Site MRI CORP (MD-119)
Address: 414 CHESAPEAKE AVE
BALTIMORE, MD 21226
Aliases: NONE

Status: NFRAP

Site NIH-NIA GERONTOLOGY RESEARCH CNTR (MD-434)
Address: 4040 EASTERN AVE
BALTIMORE, MD 21224
Aliases: NONE

Status: NFRAP

Site OLIN CORP - CURTIS BAY (MD-014)
Address: 5501 PENNINGTON AVE
BALTIMORE, MD 21226
Aliases: CURTIS BAY PLANT

Status: NFRAP

Site PEMCO PRODUCTS (MD-055)
Address: 5601 EASTERN AVE
BALTIMORE, MD 21224
Aliases: MOBAY CHEMICAL CORP PEMCO PROD DIV

Status: NFRAP

Site PICORP INC (MD-179)
Address: 6508 E LOMBARD ST
BALTIMORE, MD 21224
Aliases: NONE

Status: NFRAP

Site PLATING SITE (MD-249)
Address: 1009 W BALTIMORE ST
BALTIMORE, MD 21223
Aliases: UNION PLATING, UNION ART GOLD AND SILVER

Status: NFRAP

Site REEDBIRD LF (MD-020)
Address: POTEY ST & REEDBIRD AVE
BALTIMORE, MD 21202
Aliases: NONE

Status: NFRAP

Site ROBERT E. LEE PARK/LAKE ROLAND BRIDGE (MD-383)
Address: RAILROAD MARKER 387
BALTIMORE, MD 21209
Aliases: NONE

Status: NFRAP

Site SAFETY KLEEN CORP (MD-343)
Address: 1448-50 DESOTO RD
BALTIMORE, MD 21230
Aliases: NONE

Status: NFRAP

Site SCM CORP QUARANTINE RD SITE (MD-009)
Address: 5901 QUARANTINE RD
BALTIMORE, MD 21226
Aliases: ROBB TYLER LF

Status: NFRAP

Site SCOTT ST STATION (MD-191)
Address: SCOTT & OSTEND STS
BALTIMORE, MD 21230
Aliases: NONE

Status: NFRAP

Site SEVERN ST STATION (MD-245)
Address: 1400 BLK SEVERN ST
BALTIMORE, MD 21230
Aliases: NONE

Status: NFRAP

Site SHERWIN WILLIAMS (MD-279)
Address: 2325 HOLLINS FERRY RD
BALTIMORE, MD 21230
Aliases: NONE

Status: NFRAP

Site SOUTHGATE INDUSTRIAL PARK (MD-378)
Address: 2147 WICOMICO ST
BALTIMORE, MD 21201
Aliases: NONE

Status: UI

Site SPRING GARDENS (MD-145)
Address: FORT & LEADENHALL STS
BALTIMORE, MD 21201
Aliases: NONE

Status: NFRAP

Site TEXACO INC (MD-131)
Address: 3820 FOURTH AVE
BALTIMORE, MD 21226
Aliases: NONE

Status: NFRAP

Site WR GRACE & CO - DAVIDSON CHEM DIV (MD-015)
Address: 5500 CHEMICAL RD
BALTIMORE, MD 21226
Aliases: NONE

Status: NFRAP

Maryland Department of the Environment
State Master List
July 2002

County **CALVERT**

Site USN NAVAL RESEARCH LAB - CHES BAY DETACH (MD-062)
Address: MD RD 261
 RANDLE CLIFF BEACH, MD 20732
Aliases: USN NAVAL RESEARCH LAB, USN CHES BAY DETACH PAST CHEM LF,
 USN CHES BAY DETACH BLDG 4

Status: NFRAP

Site USN SURFACE WARFARE CNTR-SOLOMON'S ISLAND (MD-058)
Address: DEPT OF THE NAVY
 SOLOMON'S ISLAND, MD 20688
Aliases: NONE

Status: UI

Maryland Department of the Environment
State Master List
July 2002

County **CAROLINE**

Site OLD WEST DENTON DUMP (MD-438)
Address: RIVER RD
 DENTON, MD 21629
Aliases: NONE

Status: NFRAP

Site SKIPJACK CHEMICALS, INC. (MD-416)
Address: RT 2 BOX 26E
 DENTON, MD 21629
Aliases: NONE

Status: NFRAP

Maryland Department of the Environment
State Master List
July 2002

County **CARROLL**

Site BACHMAN VALLEY LF - LOCATION II (MD-467)
Address: 1920 BACHMAN VALLEY RD
 MANCHESTER, MD 21102
Aliases: NONE

Status: NFRAP

Site BACHMANS VALLEY LF (MD-333)
Address: 1920 BACHMANS VALLEY RD
 MANCHESTER, MD 21102
Aliases: NONE

Status: NFRAP

Site BLACK & DECKER (MD-370)
Address: 10 NORTH PARK DR
 HAMPSTEAD, MD 21074
Aliases: NONE

Status: DEFERRAL

Site CATALYST RESEARCH (MD-142)
Address: 1125 POOLE RD
 WESTMINSTER, MD 21157
Aliases: NONE

Status: NFRAP

Site CRANBERRY RUN SUB STATION (MD-190)
Address: OLD MANCHESTER RD
 WESTMINSTER, MD 21157
Aliases: NONE

Status: NFRAP

Site Address: HODGES LF (MD-447)
HODGES RD
ELDERSBURG, MD 21784
Aliases: NONE

Status: NFRAP

Site Address: KATE WAGNER LF (MD-322)
RT 27 & RIDGE RD
WESTMINSTER, MD 21157
Aliases: NONE

Status: NFRAP

Site Address: LEHIGH PORTLAND CEMENT COMPANY (MD-437)
117 SOUTH MAIN STREET
UNION BRIDGE, MD 21791
Aliases: NONE

Status: NFRAP

Site Address: MIL SPEC FASTENERS CORP (MD-332)
RT 30 BOX 59A - HANOVER PIKE
HAMPSTEAD, MD 21074
Aliases: NONE

Status: NFRAP

Site Address: NORTH CARROLL SHOPPING PLAZA (MD-320)
RT 30 & BRODBECK RD
HAMPSTEAD, MD 21074
Aliases: NONE

Status: DEFERRAL

Site Address: POWRMATIC INC (MD-167)
INDUSTRIAL PARK DR
FINKSBURG, MD 21048
Aliases: NONE

Status: NFRAP

Site RAY'S AUTO PARTS E.R. (MD-478)
Address: 7571 MIDDLEBERG ROAD
DETOUR, MD
Aliases: NONE

Status: NFRAP

Site SMALL LAB SITE (MD-392)
Address: 7606 PATAPSCO RD
SYKESVILLE, MD 21784
Aliases: NONE

Status: NFRAP

Site W DORSEY PROPERTY (MD-357)
Address: 804 E RIDGEVILLE RD
MT AIRY, MD 21773
Aliases: NONE

Status: NFRAP

Site WESTMINSTER PLANT (MD-146)
Address: GEORGE ST
WESTMINSTER, MD 21157
Aliases: NONE

Status: NFRAP

Site WOLF HILL (MD-307)
Address: OFF OF RT 30
HAMPSTEAD, MD 21074
Aliases: NONE

Status: NFRAP

Maryland Department of the Environment
State Master List
July 2002

County **CECIL**

Site ANCHOR MARINA ASSESSMENT (MD-474)
Address: .5 OFF RT 272 IRIQUOIS DR
 NORTH EAST, MD 21901
Aliases: NONE

Status: NFRAP

Site CECIL COUNTY LF (MD-027)
Address: OLD ELK NECK RD
 ELKTON, MD 21901
Aliases: ELK NECK LF

Status: NFRAP

Site CENTRAL CHEMICAL CO (MD-325)
Address: TRINCO INDUSTRIAL PARK
 ELKTON, MD 21921
Aliases: NONE

Status: NFRAP

Site CHILDS PROPERTY (MD-318)
Address: 180 CHILDS RD
 CHILDS, MD 21921
Aliases: PAUL MRAZ

Status: NFRAP

Site CROUSE BROS EXCAVATING INC (MD-314)
Address: PULASKI HWY & RT 279
 ELKTON, MD 21921
Aliases: NONE

Status: NFRAP

Site Dwyer Property (MD-313)
Address: RTS 279 & 545 Parcel 1037 SW
Elkton, MD 21921
Aliases: NONE

Status: NFRAP

Site Elkton Farm (MD-433)
Address: 183 Zeitler Rd
Elkton, MD 21921
Aliases: NONE

Status: NFRAP

Site Elkton Gas Light Co (MD-196)
Address: Water St
Elkton, MD 21921
Aliases: NONE

Status: NFRAP

Site GE Rail (MD-294)
Address: Trinco Industrial Park
Elkton, MD 21921
Aliases: P & R Railcar Serv Corp

Status: NFRAP

Site Hog Hill LF (MD-440)
Address: RT 7
Elkton, MD 21921
Aliases: NONE

Status: NFRAP

Site Hopkins Quarry (MD-450)
Address: Hopkins Quarry
Port Deposit, MD 21904
Aliases: NONE

Status: NFRAP

Site IP INC (MD-372)
Address: TRINCO INDUSTRIAL PARK
ELKTON, MD 21921
Aliases: NONE

Status: NFRAP

Site IRON HILL ROAD DRUM SITE (MD-254)
Address: 117 IRON HILL RD
ELKTON, MD 21921
Aliases: PYRONICS INC

Status: NFRAP

Site MALMO FARMS (MD-189)
Address: 1435 CAYOTS CORNER RD
CHESAPEAKE CITY, MD 21915
Aliases: NONE

Status: NFRAP

Site MONTGOMERY BROTHERS (MD-137)
Address: OFF NAZARENE CAMP RD
NORTHEAST, MD 21921
Aliases: NORTH EAST DUMP

Status: NFRAP

Site NATIONAL FIREWORKS (MD-386)
Address: FAIRHILL RD PARCELS 75 & 1075
ELKTON, MD 21921
Aliases: VICON PROPERTY

Status: NFRAP

Site NAVAL TRAINING CENTER BAINBRIDGE (MD-430)
Address: US HWY 222
BAINBRIDGE, MD 21904
Aliases: NONE

Status: UI

Site OLD ELKTON DUMP (MD-074)
Address: JONES CHAPEL RD
ELKTON, MD 21921
Aliases: NONE

Status: NFRAP

Site ORDNANCE PRODUCTS INC (MD-268)
Address: MECHANICS VALLEY RD
NORTHEAST, MD 21901
Aliases: MECHANICS VALLEY ORDNANCE SITE

Status: NPL

Site PRINCIPIO RD (MD-455)
Address: 551 PRINCIPIO RD
CRAIGTOWN, MD 21904
Aliases: NONE

Status: NFRAP

Site RMR (MD-472)
Address: 695 N BRIDGE ST
ELKTON, MD 21921
Aliases: NONE

Status: NFRAP

Site RT 7 CHEM DUMP SITE (MD-075)
Address: 1.9 MILES W OF RT 40
ELKTON, MD 21921
Aliases: NONE

Status: NFRAP

Site SAND GRAVEL & STONE SITE (MD-033)
Address: RT 40
ELKTON, MD 21921
Aliases: ELKTON QUARRY, MD SAND & GRAVEL

Status: NPL

Site Address: SPECTRON INC (MD-045)
111 PROVIDENCE RD
ELKTON, MD 21921
Aliases: GALAXY CHEMICAL, SOLVENT DISTILLERS

Status: NPL

Site Address: STAUFFER CHEM CO (MD-099)
BLUEBELL RD TRINCO IND COM
ELKTON, MD 21921
Aliases: GE RAILCAR, P&R SERV CORP

Status: NFRAP

Site Address: THIOKOL CORP ELKTON (MD-100)
RT 40
ELKTON, MD 21921
Aliases: MORTON-THIOKOL, CIBA-GEIGY

Status: NFRAP

Site Address: TRIUMPH INDUSTRIAL PARK (MD-303)
3 BLUE BALL RD - PO BOX 1130
ELKTON, MD 21921
Aliases: W.L. GORE

Status: NFRAP

Site Address: USCG BACK CREEK REAR RANGE STRUCTURE (MD-156)
25 FT SQUARE POSITION
CHESAPEAKE CITY, MD 21915
Aliases: NONE

Status: NFRAP

Site Address: VICON PROPERTY (MD-366)
DOGWOOD & SINGERLY RDS
ELKTON, MD 21921
Aliases: NONE

Status: NFRAP

Site WHITTAKER TROJAN YACHT (MD-402)
Address: OLDFIELD POINT RD
ELKTON, MD 21921
Aliases: NONE

Status: NFRAP

Site WL GORE - CHERRY HILL (MD-337)
Address: 2401 SINGERLY RD
ELKTON, MD 21921
Aliases: NONE

Status: NFRAP

Site WOODLAWN LF (MD-050)
Address: FIRE TOWER & WAIBEL RDS
WOODLAWN, MD 21904
Aliases: WOODLAWN TRANSFER STATION, WOODLAWN LF

Status: NPL

Maryland Department of the Environment
State Master List
July 2002

County CHARLES

Site BLOSSOM POINT FIELD TEST AREA (MD-136)
Address: CEDAR POINT NECK
LA PLATA, MD 20646
Aliases: DIAMOND LABS TEST AREA

Status: NFRAP

Site CHARLES COUNTY SANITARY LF (MD-261)
Address: RT 425
PISGAH, MD 20640
Aliases: NONE

Status: NFRAP

Site HUGHESVILLE TIRE SITE (MD-317)
Address: GALLANT GREEN RD
HUGHESVILLE, MD 20601
Aliases: NONE

Status: NFRAP

Site INDIAN HEAD NAVAL SURFACE WARFARE CENTER (MD-064)
Address: RT 210
INDIAN HEAD, MD 20640
Aliases: USN NAVAL ORDNANCE STATION - 1006

Status: NPL

Site POMONKEY - CONTROL (MD-218)
Address: BUMPY OAK RD
POMONKEY, MD 20646
Aliases: NONE

Status: NFRAP

Site POMONKEY - LAUNCH (MD-217)
Address: BUMPY OAK RD
POMONKEY, MD 20646
Aliases: NONE

Status: NFRAP

Site US NAVAL RESEARCH LAB - CONTROL (MD-216)
Address: END OF LAUREL BRANCH RD
WALDORF, MD 20601
Aliases: NONE

Status: NFRAP

Site US NAVAL RESEARCH LAB - LAUNCH (MD-215)
Address: BERRY RD
WALDORF, MD 20601
Aliases: NRL WALDORF

Status: NFRAP

Site WALDORF - CONTROL (MD-219)
Address: COUNTRY LN
WALDORF, MD 20601
Aliases: W-44

Status: NFRAP

Maryland Department of the Environment
State Master List
July 2002

County **DORCHESTER**

Site BEULAH LF (MD-299)
Address: RT 331
 BEULAH, MD 21643
Aliases: NONE

Status: NFRAP

Site CAMBRIDGE CY DISP PLT WWTP (MD-026)
Address: 1010 ROSELYN AVE
 CAMBRIDGE, MD 21613
Aliases: NONE

Status: NFRAP

Site CAMBRIDGE TOWN GAS (MD-165)
Address: 403 CHERRY ST
 CAMBRIDGE, MD 21613
Aliases: NONE

Status: NFRAP

Site CONTINENTAL CAN CO - USA PLANT 24 (MD-342)
Address: RAILROAD AVE
 HURLOCK, MD 21643
Aliases: NONE

Status: NFRAP

Site EASTERN MD WOOD TREATING CO (MD-242)
Address: CLARKS CANNING HOUSE RD
 FEDERALSBURG, MD 21632
Aliases: NONE

Status: NFRAP

Site NELSONS BODY SHOP (MD-420)
Address: RT 16 & CHESAPEAKE DR
CAMBRIDGE, MD 21613
Aliases: NONE

Status: NFRAP

Site USN BLOODSWORTH ARCHIPELAGO (MD-086)
Address: N POTOMAC R RUNS CHESPKE BAY
N/A, MD 21613
Aliases: NONE

Status: UI

Site WESTERN PUBLISHING CO (MD-290)
Address: WOODS RD
CAMBRIDGE, MD 21613
Aliases: NONE

Status: NFRAP

Maryland Department of the Environment
State Master List
July 2002

County **FREDERICK**

Site ABRAMSON PROPERTY (MD-384)
Address: 9925 PINE TREE RD
 WOODSBORO, MD 21798
Aliases: NONE

Status: NFRAP

Site EASTALCO ALUMINUM CO (MD-202)
Address: 5601 MANOR WOODS RD
 FREDERICK, MD 21701
Aliases: NONE

Status: NFRAP

Site FORT DETRICK AREA B (MD-428)
Address: ROSEMONT AVE
 FREDERICK, MD 21701
Aliases: NONE

Status: UI

Site FREDERICK TOWN GAS (MD-164)
Address: 350 CHURCH ST
 FREDERICK, MD 21701
Aliases: NONE

Status: NFRAP

Site NCI FREDERICK CANCER RESEARCH (MD-066)
Address: FT DETRICK
 FREDERICK, MD 21701
Aliases: NONE

Status: UI

Site TRANS TECH - ADAMSTOWN SITE (MD-250)
Address: ADAMSTOWN RD
ADAMSTOWN, MD 21710
Aliases: ADAMSTOWN GROUNDWATER SITE

Status: NFRAP

Site USA FORT DETRICK (MD-076)
Address: FT DETRICK
FREDERICK, MD 21701
Aliases: FREDERICK CANCER RESEARCH CENTER

Status: UI

Site USN NAVAL SUPPORT FACILITY (MD-060)
Address: PO BOX 1000
THURMONT, MD 21788
Aliases: USN NAVAL SUPPLY FACILITIES

Status: NFRAP

Maryland Department of the Environment
State Master List
July 2002

County **GARRETT**

Site HARBISON WALKER REFRACTORIES - NEW SAVAGE (MD-351)
Address: RT 495
 GRANTSVILLE, MD 21536
Aliases: NONE

Status: NFRAP

Site OAKLAND JUNKYARD SITE (MD-255)
Address: RT 219
 OAKLAND, MD 21053
Aliases: ERNIE MARTINS

Status: NFRAP

Site TEXAS EASTERN - ACCIDENT STATION (MD-271)
Address: FRIENDSVILLE RD
 ACCIDENT, MD 21520
Aliases: NONE

Status: NFRAP

Maryland Department of the Environment
State Master List
July 2002

County **HARFORD**

Site ABERDEEN DUMP (MD-001)
Address: MICHAEL LN
 ABERDEEN, MD 21001
Aliases: NONE

Status: NFRAP

Site ABERDEEN PROVING GROUND - EDGEWOOD AREA (MD-032)
Address: OFF RT 40
 ABERDEEN, MD 21001
Aliases: USA APG, USA EDGEWOOD ARSENAL, USCG-UPPER CHESAPEAKE
 RANGE USCG - POOLE ISLAND RANGE

Status: NPL

Site ABERDEEN PROVING GROUND-MICHAELSVILLE LF (MD-065)
Address: OFF RT 40
 ABERDEEN, MD 21005
Aliases: USA EDGEWOOD ARSENAL, USCG - POOLE ISLAND RANGE, USCG -
 UPPER CHESAPEAKE RANGE

Status: NPL

Site ABINGDON LF (MD-301)
Address: RT 7
 ABINGDON, MD 21009
Aliases: NONE

Status: NFRAP

Site BATA SHOE - LATEX LAGOON (MD-296)
Address: BELCAMP RD
 BELCAMP, MD 21017
Aliases: NONE

Status: NFRAP

Site BATA SHOE - MAIN PLANT (MD-077)
Address: US RT 40
BELCAMP, MD 21017
Aliases: NONE

Status: DEFERRAL

Site BRAXTON PROPERTY LF (MD-460)
Address: BUSH RD
ABINGDON, MD 21009
Aliases: NONE

Status: NFRAP

Site BUSH VALLEY LF (MD-002)
Address: BUSH RD - PO BOX 246
ABINGDON, MD 21009
Aliases: HARRIS LF

Status: NPL

Site HAVRE DE GRACE DUMP (MD-037)
Address: QUARRY RD
HAVRE DE GRACE, MD 21078
Aliases: NONE

Status: NFRAP

Site HAVRE DE GRACE PLT (MD-162)
Address: 200 BLOCK JUNIATA ST
HAVRE DE GRACE, MD 21078
Aliases: NONE

Status: NFRAP

Site IW JENKINS - MOUNTAIN RD PROPERTY (MD-387)
Address: 2206 MOUNTAIN RD - CENTRAL
JOPPA, MD 21085
Aliases: NONE

Status: NFRAP

Site JOHNSON PROPERTY LF (MD-462)
Address: BUSH RD
ABINGDON, MD 21009
Aliases: NONE

Status: NFRAP

Site LONGS SEPTIC (MD-363)
Address: 4025 GRAVEL HILL RD
HAVRE DE GRACE, MD 21078
Aliases: GRAVEL HILL RD

Status: NFRAP

Site MILLER CHEMICAL & FERTILIZER CORP (MD-123)
Address: RTS 136 & 135
WHITEFORD, MD 21160
Aliases: NONE

Status: NFRAP

Site MOORE PROPERTY LF (MD-461)
Address: BUSH RD
ABINGTON, MD 21009
Aliases: NONE

Status: NFRAP

Site MULLINS LF (MD-038)
Address: OLD POST RD RT 132
HAVRE DE GRACE, MD 21078
Aliases: NONE

Status: UI

Site SCARBORO LF (MD-236)
Address: SCARBORO RD
SCARBORO, MD 21154
Aliases: NONE

Status: DEFERRAL

Site UNION RD DUMP (MD-446)
Address: 1515 UNION RD
ABERDEEN, MD 21001
Aliases: LEISKE DUMP

Status: UI

Maryland Department of the Environment
State Master List
July 2002

County **HOWARD**

Site CEMETARY LN (MD-305)
Address: MAYFIELD & MEADOWBRIDGE
 ELKRIDGE, MD 21227
Aliases: HOWARD COUNTY DRUM DUMP

Status: NFRAP

Site CHESAPEAKE FINISHED METALS INC (MD-274)
Address: 6754 SANTA BARBARA CT
 ELKRIDGE, MD 21075
Aliases: NONE

Status: NFRAP

Site GENERAL ELECTRIC CO (MD-115)
Address: APPLIANCE PARK E
 COLUMBIA, MD 21046
Aliases: NONE

Status: NFRAP

Site HOWARD COUNTY LF (MD-034)
Address: 4361 NEWCUT RD
 ELLICOTT CITY, MD 21043
Aliases: NEW CUT LF

Status: NFRAP

Site JOHNS HOPKINS APPLIED PHYSICS LAB (MD-308)
Address: JOHNS HOPKINS RD
 LAUREL, MD 20707
Aliases: NONE

Status: NFRAP

Site Address: LONG LIFE TREATED WOOD INC (MD-241)
DORSEY RACEWAY RD
DORSEY, MD 21076
Aliases: NONE

Status: NFRAP

Site Address: MAYFIELD REPAIR FACILITY (MD-465)
7751 MAYFIELD AVE
ELKRIDGE, MD 21227
Aliases: MAYFIELD SHOP BUREAU OF HIGHWAY

Status: NFRAP

Site Address: MULLINEX FARM (MD-330)
FLORENCE & MULLINEX RDS
LISBON, MD 21765
Aliases: NONE

Status: NFRAP

Site Address: OLGA NELSON ENTERPRISES (MD-272)
7269 WASHINGTON BLVD
BALTIMORE, MD 21227
Aliases: NONE

Status: NFRAP

Site Address: TATE ACCESS FLOORS INC (MD-373)
7510 MONTEVIDEO RD
JESSUP, MD 20794
Aliases: NONE

Status: NFRAP

Site Address: WR GRACE WASHINGTON RESEARCH CENTER (MD-117)
7379 RT 32
COLUMBIA, MD 21044
Aliases: NONE

Status: NFRAP

Maryland Department of the Environment
State Master List
July 2002

County **KENT**

Site CHESTERTOWN GAS CO (MD-198)
Address: W HIGH ST
CHESTERTOWN, MD 21620
Aliases: NONE

Status: NFRAP

Site CHESTERTOWN MUNICIPAL DUMP (MD-029)
Address: FLATLAND RD
CHESTERTOWN, MD 21620
Aliases: NONE

Status: NFRAP

Site KENT PIT (MD-454)
Address: KENT CO TAX MAP PARCEL 222
CHESTERTOWN, MD 21620
Aliases: NONE

Status: NFRAP

Site LAURENCE J NICHOLSON LF (MD-138)
Address: NICHOLSON RD
CHESTERTOWN, MD 21620
Aliases: NICHOLSON LF

Status: NFRAP

Site TENNACO INC - CHESTERTOWN PLT (MD-028)
Address: RT 297
CHESTERTOWN, MD 21620
Aliases: NUODEX INC - CHESTERTOWN PLT

Status: NFRAP

Site TOLCHESTER - CONTROL (MD-221)
Address: TOLCHESTER BEACH RD
TOLCHESTER, MD 21661
Aliases: NONE

Status: NFRAP

Site TOLCHESTER - LAUNCH (MD-220)
Address: ROCK HALL - TOLCHESTER RD
TOLCHESTER, MD 21661
Aliases: CHESTERTOWN - NIKE

Status: UI

Maryland Department of the Environment
State Master List
July 2002

County **MONTGOMERY**

Site DAVID TAYLOR RESEARCH CENTER (MD-409)
Address: CODE C231
 BETHESDA, MD 20084
Aliases: NONE

Status: UI

Site GAITHERSBURG - CONTROL (MD-223)
Address: 8510 SNOUFFERS SCHOOL RD
 GAITHERSBURG, MD 20879
Aliases: NONE

Status: NFRAP

Site GAITHERSBURG - LAUNCH (MD-222)
Address: OFF SNOUFFERS SCHOOL RD
 GAITHERSBURG, MD 20879
Aliases: GAITHERSBURG RESEARCH FACILITY

Status: NFRAP

Site KENNETH SHUMAKER DUMP (MD-306)
Address: BARNESVILLE RD
 BARNESVILLE, MD 20872
Aliases: NONE

Status: NFRAP

Site LAYTONSVILLE - CONTROL (MD-225)
Address: ZION RD
 LAYTONSVILLE, MD 20879
Aliases: NIKE W-93

Status: NFRAP

Site LAYTONSVILLE - LAUNCH (MD-224)
Address: 5321 RIGGS RD
LAYTONSVILLE, MD 20879
Aliases: NONE

Status: NFRAP

Site MCCORMICK PAINT WORKS (MD-398)
Address: 2355 LEWIS AVE
ROCKVILLE, MD 20851
Aliases: NONE

Status: NFRAP

Site NATIONAL INSTITUTE OF HEALTH (MD-150)
Address: 900 ROCKVILLE PIKE
BETHESDA, MD 20014
Aliases: NONE

Status: NFRAP

Site NATIONAL INSTITUTE OF STANDARD TECHNOLOGY (MD-407)
Address: I-270 & QUINCE ORCHARD RD
GAITHERSBURG, MD 20899
Aliases: NONE

Status: NFRAP

Site NAVAL MEDICAL COMMAND (MD-335)
Address: 8901 WISCONSIN AVE
BETHESDA, MD 20814
Aliases: NONE

Status: NFRAP

Site NORTH POTOMAC PCP (MD-477)
Address: 13801 TURKEY FOOT ROAD
NORTH POTOMAC, MD 20878
Aliases: NONE

Status: NFRAP

Site PROTO CIRCUITS (MD-399)
Address: 14674 D SOUTHLAWN LN
ROCKVILLE, MD 20850
Aliases: NONE

Status: NFRAP

Site ROCKVILLE - CONTROL (MD-227)
Address: 10901 DARNSTOWN RD
GAITHERSBURG, MD 20878
Aliases: NONE

Status: NFRAP

Site ROCKVILLE - LAUNCH (MD-226)
Address: MUDDY BRANCH RD
GAITHERSBURG, MD 20878
Aliases: NONE

Status: NFRAP

Site SAFETY KLEEN CORP - SILVER SPRING (MD-344)
Address: 12164 TECH RD
SILVER SPRING, MD 20904
Aliases: NONE

Status: NFRAP

Site SILVER SPRINGS CUSTOM FURNITURE (MD-426)
Address: 8943 BROOKVILLE RD
SILVER SPRING, MD 20910
Aliases: NONE

Status: NFRAP

Site USN NAVAL SURFACE WARFARE CTR - WHITE OAK (MD-061)
Address: 10901 NEW HAMPSHIRE AVE
SILVER SPRING, MD 20903
Aliases: NONE

Status: UI

Site Address: VECTROL INC (MD-360)
1010 WESTMORE AVE
ROCKVILLE, MD 20850
Aliases: NONE

Status: NFRAP

Site Address: WALTER REED AMC FOREST GLEN ANNEX (MD-404)
2961 LINDEN LN
ROCKVILLE, MD 20910
Aliases: NONE

Status: UI

Site Address: WALTER REED ARMY MEDICAL CENTER (MD-432)
RT 193
WHEATON, MD 20902
Aliases: NONE

Status: NFRAP

Site Address: WATKINS JOHNSON CO (MD-401)
700 QUINCE ORCHARD RD
GATHERSBURG, MD 20760
Aliases: NONE

Status: NFRAP

Site Address: WEINSCHER ENGINEERING (MD-180)
1 WEINSCHER LN
GAITHERSBURG, MD 20877
Aliases: NONE

Status: NFRAP

Maryland Department of the Environment
State Master List
July 2002

County **PRINCE GEORGES**

Site ADELPHI LABORATORY CENTER (MD-068)
Address: 2800 POWDER MILL RD
 ADELPHI, MD 20783
Aliases: USA HARRY DIAMONDS LABS

Status: UI

Site AGGREGATE INDUSTRIES (MD-359)
Address: DOWER HOWSER RD
 MELLWOOD, MD 20772
Aliases: NONE

Status: NFRAP

Site ANACOSTIA RIVER PARK (MD-024)
Address: S OF BLADENSBURG RD
 BLADENSBURG, MD 20722
Aliases: NONE

Status: NFRAP

Site BEAVERDAM CREEK PCB (MD-476)
Address: .5 OFF KENILWORTH AVE
 BEAVER HEIGHTS, MD 20743
Aliases: NONE

Status: NFRAP

Site BELTSVILLE AGRICULTURAL RESEARCH (USDA) (MD-053)
Address: BLDGS 1321 & 204 BARL
 BELTSVILLE, MD 20705
Aliases: FDA VET MED (TENANT), FDA RESEARCH FAC (TENANT), BELTSVILLE
 AGRICULTURAL CENTER

Status: NPL

Site BLADENSBURG ACETYLENE (MD-039)
Address: 2900 52ND AVE
HYATTSVILLE, MD 20781
Aliases: AIR PRODUCTS INC

Status: NFRAP

Site BOWIE-BELAIR LF (MD-090)
Address: RTS 3 & 450
BOWIE, MD 20715
Aliases: BROWNING FERRIS INDUSTRIES - BELAIR SANITARY LF

Status: UI

Site BRANDYWINE - CONTROL (MD-229)
Address: 13400 EDGEMEADE RD
UPPER MARLBORO, MD 20772
Aliases: NONE

Status: NFRAP

Site BRANDYWINE - LAUNCH (MD-228)
Address: CANDY HILL RD
NAYLOR, MD 20772
Aliases: UPPER MARLBORO -NIKE

Status: NFRAP

Site BRANDYWINE DRMO SALVAGE YARD (MD-413)
Address: RT 381 BRANDYWINE RD
ANDREWS, MD 20331
Aliases: NONE

Status: NPL

Site CELIA LUST (MD-295)
Address: BALTIMORE BLVD & SOUTHARD DR
BELTSVILLE, MD 20705
Aliases: NONE

Status: NFRAP

Site CITY OF GREENBELT (MD-424)
Address: 555 CRESCENT RD
GREENBELT, MD 20770
Aliases: NONE

Status: NFRAP

Site CONTEE SAND & GRAVEL (MD-182)
Address: OFF VIRGINIA MANOR RD
BELTSVILLE, MD 20705
Aliases: NONE

Status: NFRAP

Site CROOM - CONTROL (MD-231)
Address: 15100 MT CALVERT RD
UPPER MARLBORO, MD 20772
Aliases: NONE

Status: NFRAP

Site CROOM - LAUNCH (MD-230)
Address: 8520 DUVALL RD
UPPER MARLBORO, MD 20772
Aliases: NONE

Status: UI

Site CROOM MILITARY HOUSING (MD-468)
Address: 15512 MOUNT CALVERT RD
UPPER MARLBORO, MD 20772
Aliases: NONE

Status: NFRAP

Site EAGLE HARBOR TIRE FIRE (MD-443)
Address: EAGLE HARBOR RD
EAGLE HARBOR, MD 20608
Aliases: NONE

Status: NFRAP

Site EVANS TRAIL DUMP SITE (MD-170)
Address: EVANS TRAIL
CALVERTON, MD 20705
Aliases: NONE

Status: NFRAP

Site GLENDALE PLANT GERMPLOSM QUARANTINE FAC (MD-427)
Address: 11601 OLD POND DR
GLENN DALE, MD 20769
Aliases: NONE

Status: UI

Site HYATTSVILLE GAS & ELECTRIC (MD-200)
Address: 5022 RHODE ISLAND AVE
EDMONSTON, MD 20781
Aliases: NONE

Status: NFRAP

Site KOPPERS CO DUMPSITE LAUREL (MD-040)
Address: RT 1 & CONTEE RD
LAUREL, MD 20707
Aliases: NONE

Status: NFRAP

Site KOPPERS CO LAUREL (MD-134)
Address: RIVERSIDE DR
LAUREL, MD 20707
Aliases: NONE

Status: NFRAP

Site LAUREL CITY LF (MD-183)
Address: RT 198 FT MEADE RD
LAUREL, MD 20707
Aliases: NONE

Status: NFRAP

Site MID ATLANTIC FINISHING INC (MD-419)
Address: 4656 ADDISON RD
CAPITOL HEIGHTS, MD 20743
Aliases: NONE

Status: NFRAP

Site MINERAL PIGMENTS CORP - BELTSVILLE (MD-278)
Address: 7011 MUIRKIRK RD
BELTSVILLE, MD 20705
Aliases: NONE

Status: NFRAP

Site NASA - GODDARD SPACE FLIGHT CENTER (MD-368)
Address:
GREENBELT, MD 20770
Aliases: NONE

Status: NFRAP

Site NELSON PERRIE DUMP (MD-355)
Address: 15200 NELSON PERRIE RD
BRANDYWINE, MD 20613
Aliases: NONE

Status: NFRAP

Site OLD FORT ROAD SITE (MD-171)
Address: 11920 OLD FORT RD
FORT WASHINGTON, MD 20744
Aliases: NONE

Status: UI

Site PAINT BRUSH LF AREA #3 (MD-470)
Address: UNIV OF MD COLLEGE PARK CAMPUS
COLLEGE PARK, MD 20742
Aliases: NONE

Status: NFRAP

Site PATUXENT WILDLIFE RESEARCH CENTER (MD-267)
Address: RT 197 AND POWDERMILL RD
LAUREL, MD 20708
Aliases: PATUXENT ENVIRONMENTAL SCIENCE CNTR., US BIOLOGICAL SURVEY

Status: NFRAP

Site PISCATAWAY WWTP (MD-127)
Address: RT 1 FARMINGTON RD BOX 327
ACCOKEEK, MD 20607
Aliases: NONE

Status: NFRAP

Site ROGERS ELECTRIC (MD-445)
Address: 5720 COLUMBIA PARK
CHEVERLY, MD 20785
Aliases: NONE

Status: NFRAP

Site UNITED RIGGING & HAULING (MD-248)
Address: 6701 AMMENDEALE RD
BELTSVILLE, MD 20705
Aliases: NONE

Status: NFRAP

Site US NAVAL COMMUNICATION UNIT (MD-323)
Address: DANGERFIELD & COMMO RDS
CHELTENHAM, MD 20735
Aliases: NONE

Status: NFRAP

Site USAF ANDREWS AIR FORCE BASE (MD-088)
Address: PERIMETER RD
ANDREWS AFB, MD 20331
Aliases: USAF SANITARY LF #1, USAF SANITARY LF #2

Status: NPL

Site Address: WALDORF - LAUNCH (MD-232)
COUNTRY LN
BRANDYWINE, MD 20613
Aliases: NONE

Status: UI

Site Address: WILLIAM PLEASANTS (MD-358)
ALLENTOWN RD
FRIENDLY, MD 20744
Aliases: NONE

Status: NFRAP

Site Address: WINDSOR MANOR RD (MD-393)
UPPER MARLBORO TWSP
BRANDYWINE, MD 20613
Aliases: NONE

Status: NFRAP

Site Address: WP BALLARD BLDG (MD-338)
10722 TUCKER ST
BELTSVILLE, MD 20705
Aliases: NONE

Status: NFRAP

Maryland Department of the Environment
State Master List
July 2002

County **QUEEN ANNES**

Site TOM DODD SPORTING CLAYS SITE (MD-459)
Address: 620 TOM DODD FARM LN
 QUEENSTOWN, MD 21658
Aliases: NONE

Status: NFRAP

Maryland Department of the Environment
State Master List
July 2002

County **SOMERSET**

Site BEITZEL CABINET & MILLWORK INC (MD-425)
Address: BROAD ST
 PRINCESS ANNE, MD 21853
Aliases: NONE

Status: NFRAP

Site CRISFIELD CITY DUMP (MD-111)
Address: WATER ST
 CRISFIELD, MD 21817
Aliases: NONE

Status: NFRAP

Site CRISFIELD LIGHT & POWER CO (MD-193)
Address: RT 413
 CRISFIELD, MD 21817
Aliases: NONE

Status: NFRAP

Site RING LF (MD-129)
Address: MILLARD RD
 WESTOVER, MD 21871
Aliases: SOMERSET COUNTY LF, WESTOVER LF

Status: NFRAP

Site SHERWIN WILLIAMS RUBBERSET DIV (MD-287)
Address: RT 413
 CRISFIELD, MD 21817
Aliases: NONE

Status: NFRAP

Site WESTOVER LF (MD-130)
Address: ARDEN STATION RD
WESTOVER, MD 21871
Aliases: WESTOVER LF #2, SOMERSET COUNTY LF

Status: NFRAP

Maryland Department of the Environment
State Master List
July 2002

County **ST MARYS**

Site CALIFORNIA DRUM SITE (MD-185)
Address: ST ANDREWS CHURCH RD
 CALIFORNIA, MD 20619
Aliases: NONE

Status: NFRAP

Site GENSTAR STONE PRODUCTS (MD-364)
Address: RT 235
 HOLLYWOOD, MD 20636
Aliases: NONE

Status: NFRAP

Site PATUXENT RIVER NAVAL AIR STATION (MD-057)
Address: BUTT RIFLE RANGE LF
 PATUXENT, MD 20670
Aliases: USN NAVAL AIR STATION LF

Status: NPL

Site SOUTHERN MARYLAND WOOD TREATING (MD-135)
Address: STATE RT 235
 HOLLYWOOD, MD 20686
Aliases: NONE

Status: NPL

Site SPRINGER SEPTIC SERVICES (MD-256)
Address: 8 & CHAPTICO HWY RD
 CHAPITCO, MD 20621
Aliases: NONE

Status: NFRAP

Site ST MARYS SALVAGE (MD-375)
Address: ST MARYS INDUSTRIAL PARK
ST MARYS, MD 20686
Aliases: NONE

Status: NFRAP

Site THIOKOL CORP MECHANICSVILLE (MD-101)
Address: RT 235
MECHANICSVILLE, MD 20659
Aliases: NONE

Status: NFRAP

Site USN NAVAL ELECTRONICS SYS ENG ACT (MD-324)
Address: VILLA RD OFF RT 5
ST INIGOES, MD 20684
Aliases: NONE

Status: NFRAP

Maryland Department of the Environment
State Master List
July 2002

County **TALBOT**

Site DOC NAT'L MARINE FISHERIES SERV (MD-415)
Address: SOUTH MORRIS ST EXT
 OXFORD, MD 21654
Aliases: NONE

Status: UI

Site EASTON GAS & LIGHT CO (MD-199)
Address: 1 S WEST ST
 EASTON, MD 21601
Aliases: NONE

Status: NFRAP

Site EASTON UTILITIES COMM MUNI ELE (MD-281)
Address: 219 N WASHINGTON S
 EASTON, MD 21601
Aliases: NONE

Status: NFRAP

Site EASTON UTILITIES COMM POWER PL (MD-282)
Address: AIRPORT INDUSTRIAL PARK
 EASTON, MD 21601
Aliases: NONE

Status: NFRAP

Site NOBLE MOTOR REBUILDERS (MD-125)
Address: N AURORA ST
 EASTON, MD 21601
Aliases: NONE

Status: NFRAP

Maryland Department of the Environment
State Master List
July 2002

County **WASHINGTON**

Site ANGSTROHM PRECISION INC (MD-346)
Address: 1 PRECISION PL
 HAGERSTOWN, MD 21740
Aliases: NONE

Status: NFRAP

Site CENTRAL CHEMICAL (MD-442)
Address: 40 N JOHNATHAN ST
 HAGERSTOWN, MD 21740
Aliases: NONE

Status: NFRAP

Site CENTRAL CHEMICAL CORP (MD-302)
Address: MITCHELL AVE
 HAGERSTOWN, MD 21741
Aliases: NONE

Status: NPL

Site CERTAIN TEED METALS (MD-396)
Address: WASHINGTON COUNTY INDUSTRIAL
 WILLIAMSPORT, MD 21795
Aliases: NONE

Status: NFRAP

Site CHEVRON CHEMICAL CO - WILLIAMSPORT (MD-094)
Address: S ON RT 11
 WILLIAMSPORT, MD 21795
Aliases: NONE

Status: NFRAP

Site Address: CHEWSVILLE CO-OP (MD-298)
MAIN ST
CHEWSVILLE, MD 21721
Aliases: NONE

Status: NFRAP

Site Address: DANZER METAL WORKS CO (MD-397)
2000 YORK RD
HAGERSTOWN, MD 21740
Aliases: NONE

Status: NFRAP

Site Address: FAIRCHILD REPUBLIC CO PLANT 11 (MD-056)
SHOWALTER RD
HAGERSTOWN, MD 21740
Aliases: FAIRCHILD LAND DISPOSAL, FAIRCHILD REPUBLIC CO. - PLANT 12

Status: NFRAP

Site Address: FRANKLIN SPICKLER PROPERTY SITE (MD-475)
RT 63 (GREENCASTLE PK) & MT
MAUGANVILLE, MD 21740
Aliases: NONE

Status: UI

Site Address: GENUINE PARTS CO - RAYLOCK DIV. (MD-350)
100 RAYLOCK DR
HANCOCK, MD 21750
Aliases: NONE

Status: NFRAP

Site Address: HAGERSTOWN - AMERICAN LIGHT & HEAT CO (MD-194)
SPRUCE ST
HAGERSTOWN, MD 21740
Aliases: NONE

Status: NFRAP

Site Address: HAGERSTOWN - BROADFORDING RD (MD-341)
CEARFOSS & BROADFORDING RD
HAGERSTOWN, MD 21740
Aliases: NONE

Status: NFRAP

Site Address: HAGERSTOWN LIGHT & HEAT CO (MD-247)
W WASHINGTON ST
HAGERSTOWN, MD 21740
Aliases: NONE

Status: NFRAP

Site Address: HAGERSTOWN LIGHT & HEAT CO (MD-246)
SOUTH LOCUST ST
HAGERSTOWN, MD 21740
Aliases: NONE

Status: NFRAP

Site Address: KOPPERS CO HAGERSTOWN PLT (MD-036)
100 CLAIR ST
HAGERSTOWN, MD 21740
Aliases: NONE

Status: NFRAP

Site Address: NEWELL ENTERPRISES INC (MD-329)
PO BOX 1157
HAGERSTOWN, MD 21740
Aliases: NONE

Status: NFRAP

Site Address: RUST-OLEUM CORP (MD-348)
INTERSTATE INDUSTRIAL PARK
WILLIAMSPORT, MD 21795
Aliases: NONE

Status: NFRAP

Site Address: SUN CHEMICAL CORP - GPI DIV (MD-400)
INDUSTRIAL LN
WILLIAMSPORT, MD 21795
Aliases: NONE

Status: NFRAP

Site Address: WD BYRON & SONS INC (MD-151)
312 N CONOCOCHEAGUE
WILLIAMSPORT, MD 21795
Aliases: DIVISION OF WALTER KIDDE & CO

Status: NFRAP

Site Address: WEST MANUFACTURING CO (MD-418)
910 ELDRIDGE DR
HAGERSTOWN, MD 21740
Aliases: NONE

Status: NFRAP

Maryland Department of the Environment
State Master List
July 2002

County **WICOMICO**

Site ADAMS CO & SON INC (MD-321)
Address: NORTHWOOD DR & ARLINGTON RD
 SALISBURY, MD 21801
Aliases: NONE

Status: NFRAP

Site ATLANTIC WOOD INDUSTRIES (MD-243)
Address: OLD EDEN RD
 FRUITLAND, MD 21826
Aliases: NONE

Status: NFRAP

Site BLACKWATER SOLID WASTE TRANSFER STATION (MD-300)
Address: WALLER RD
 SALISBURY, MD 21801
Aliases: NONE

Status: NFRAP

Site CHESAPEAKE SHIPBUILDERS INC (MD-374)
Address: 710 FITZWATER ST
 SALISBURY, MD 21801
Aliases: NONE

Status: NFRAP

Site CHEVRON CHEM CO - SALISBURY (MD-093)
Address: 125 BATEMAN RD
 SALISBURY, MD 21801
Aliases: NONE

Status: NFRAP

Site Address: DRESSER INDUSTRIES (MD-275)
124 WEST COLLEGE AVE
SALISBURY, MD 21801
Aliases: NONE

Status: NFRAP

Site Address: GRIGCO WASTE OIL RECYCLING INC (MD-047)
SHARPTOWN, MD 21861
Aliases: GRIGCO

Status: NFRAP

Site Address: KOPPERS CO SALISBURY (MD-044)
QUANTICO RD
SALISBURY, MD 21801
Aliases: SALISBURY PLT

Status: NFRAP

Site Address: LONG-LIFE TREATED WOOD INC (MD-237)
OLD RAILROAD RD
HEBRON, MD 21830
Aliases: NONE

Status: NFRAP

Site Address: RIVER HARBOR DEVELOPMENT (MD-377)
RIVER HARBOR DRIVE EXTENDED
SALISBURY, MD 21801
Aliases: NONE

Status: NFRAP

Site Address: SALISBURY TOWN GAS (MD-163)
520 COMMERCE ST
SALISBURY, MD 21801
Aliases: NONE

Status: NFRAP

Maryland Department of the Environment
State Master List
July 2002

County **WORCESTER**

Site BERLIN LF (MD-186)
Address:
Aliases: BERLIN, MD 21811
 NONE

Status: NFRAP

Site BISHOP PROCESSING CO (MD-083)
Address: BOX G
 BISHOP, MD 21813
Aliases: NONE

Status: NFRAP

Site CHESAPEAKE WOOD TREATING CORP (MD-453)
Address: POCOMOKE
 POCOMOKE CITY, MD 21851
Aliases: NONE

Status: NFRAP

Site WEST OCEAN CITY LF (MD-376)
Address: LEWIS RD
 OCEAN CITY, MD 21811
Aliases: NONE

Status: NFRAP



**APPENDIX
ENVIRONMENTAL RESTORATION
AND REDEVELOPMENT PROGRAM
FORMERLY INVESTIGATED SITES
LIST**

These sites have been investigated by the United States Environmental Protection Agency and the Maryland Department of the Environment and determined not to require further action based on the information available to the agencies at the time of review.

Maryland Department of the Environment
Formerly Investigated Sites
July 2002

County **ALLEGANY**

Site PRECISE METALS AND PLASTICS, INC (MD-339)
Address: DAY RD, MEXICO FARMS INDUS PRK
 CUMBERLAND, MD 21502

Aliases: NONE

Status: FIS

**Maryland Department of the Environment
Formerly Investigated Sites
July 2002**

County **ANNE ARUNDEL**

Site A.S. PEARMON (MD-452)
Address: 1270 HARDY RD
 ARNOLD, MD 21012
Aliases: NONE

Status: FIS

Site ANNAPOLIS PLANT (MD-141)
Address: CALVERT & ST JOHN STS
 ANNAPOLIS, MD 21401
Aliases: NONE

Status: FIS

Site DAVID TAYLOR/ANNAPOLIS - CONTROL (MD-204)
Address: 640A BROADNECK RD
 ANNAPOLIS, MD 21401
Aliases: NONE

Status: FIS

Site DAVIDSONVILLE - CONTROL (MD-206)
Address: QUEEN ANNE BRIDGE & WAYSON RDS
 DAVIDSONVILLE, MD 21035
Aliases: NONE

Status: FIS

Site DAVIDSONVILLE-LAUNCH (MD-205)
Address: 3737 ELMER HAGNER LN
 DAVIDSONVILLE, MD 21035
Aliases: NONE

Status: FIS

Site MIDDLETOWN RD DUMP SITE (MD-081)
Address: MIDDLETOWN RD
ANNAPOLIS, MD 21401
Aliases: DALE DICKERSON DUMP

Status: FIS

Maryland Department of the Environment
Formerly Investigated Sites
July 2002

County **BALTIMORE**

Site BACK RIVER (MD-448)
Address: OFF BEACHWOOD AVE @ PORTER PT
 BALTIMORE, MD 21221
Aliases: NONE

Status: FIS

Site BATAVIA LF (MD-175)
Address: 619 BATAVIA FARM RD
 BALTIMORE, MD 21222
Aliases: NONE

Status: FIS

Site BAUSCH & LOMB, DIECRAFT (MD-155)
Address: 14600 YORK RD
 SPARKS, MD 21152
Aliases: NONE

Status: FIS

Site NATIONAL CIRCUIT INC-TIMONIUM PROPERTY (MD-464)
Address: 108 TIMONIUM RD
 BALTIMORE, MD 21204
Aliases: NONE

Status: FIS

Maryland Department of the Environment
Formerly Investigated Sites
July 2002

County **BALTIMORE CITY**

Site AMERICAN NATIONAL CAN CO (MD-352)
Address: BOSTON & HUDSON STS
 BALTIMORE, MD 21224
Aliases: NONE

Status: FIS

Site AMERICAN SHOT & LEAD CO (MD-089)
Address: FAYETTE, PITT & FRONT STS
 BALTIMORE, MD 21202
Aliases: NONE

Status: FIS

Site BIOCHEM (MD-292)
Address: 3901 ASIATIC AVE
 BALTIMORE, MD 21226
Aliases: NONE

Status: FIS

Site BIOCHEM MANAGEMENT INC (MD-293)
Address: 1917 BENHILL AVE
 BALTIMORE, MD 21226
Aliases: NONE

Status: FIS

Site G & M TERMINAL (MD-319)
Address: 1549 WARWICK AVE
 BALTIMORE, MD 21216
Aliases: NONE

Status: FIS

Site M-V SANTA CLARA I (MD-444)
Address: 30 MILES E OF ATLANTIC CITY
BALTIMORE, MD
Aliases: NONE

Status: FIS

Site NL IND INC - WHITE LEAD PLT (MD-098)
Address: 204 SPEARS WHARF
BALTIMORE, MD 21230
Aliases: NONE

Status: FIS

Site NL INDUSTRIES INC - BALTIMORE METAL PLT (MD-096)
Address: 214 W HENRIETTA ST
BALTIMORE, MD 21230
Aliases: NONE

Status: FIS

Site PORT LIBERTY INDUSTRIAL PARK (MD-422)
Address: 1900 FRANKFURST AVE.
BALTIMORE, MD 21230
Aliases: NONE

Status: FIS

Site SMITH, F. BOWIE & SON INC (MD-244)
Address: 4500 E LOMBARD ST
BALTIMORE, MD 21224
Aliases: NONE

Status: FIS

Site STRIEGAL SUPPLY & EQUIPMENT CO (MD-312)
Address: 6001 CHEMICAL RD
BALTIMORE, MD 21226
Aliases: NONE

Status: FIS

Site TANK BARGE #626 (MD-390)
Address: PIER ONE - CLINTON STREET
BALTIMORE, MD 21224
Aliases: NONE

Status: FIS

Maryland Department of the Environment
Formerly Investigated Sites
July 2002

County **CAROLINE**

Site DAVES RELOADING & GUN REPAIR (MD-423)
Address: FLEETWOOD RD
 DENTON, MD 21629
Aliases: NONE

Status: FIS

Site RELIANCE WOOD PRESERVING CO (MD-240)
Address: RELIANCE RD
 FEDERALSBURG, MD 21632
Aliases: NONE

Status: FIS

Maryland Department of the Environment
Formerly Investigated Sites
July 2002

County **CARROLL**

Site 3M NATIONAL ADVER - WESTMINSTER (MD-345)
Address: 1030 BALTIMORE BLVD
 WESTMINSTER, MD 21157
Aliases: NONE

Status: FIS

Site LANGS JUNKYARD (MD-371)
Address: RT 30 BETWEEN 232 & 242
 HAMPSTEAD, MD 21074
Aliases: NONE

Status: FIS

**Maryland Department of the Environment
Formerly Investigated Sites
July 2002**

County **CECIL**

Site BIG ELK CHAPEL ROAD LF (MD-385)
Address: OFF BIG ELK CHAPEL RD
 PROVIDENCE, MD 21921
Aliases: NONE

Status: FIS

Site FIRESTONE PERRYVILLE PLANT (MD-439)
Address: FIRESTONE RD & RT #7
 PERRYVILLE, MD 21903
Aliases: NONE

Status: FIS

Site LOUISA LANE DUMPSITE (MD-259)
Address: LOUISA LANE EXT
 CHARLESTOWN, MD 21914
Aliases: NONE

Status: FIS

Site REEVES SITE (MD-369)
Address: 400 MARLEY RD
 ELKTON, MD 21921
Aliases: NONE

Status: FIS

Site STEMMERS RUN (MD-451)
Address: STEMMERS RUN RD
 EARLESVILLE, MD 21911
Aliases: NONE

Status: FIS

**Maryland Department of the Environment
Formerly Investigated Sites
July 2002**

County CHARLES

Site: DEAD TREES IN A POND SITE (MD-394)
Address: 0.6 MILES PAST CORNER OF GLYM
PISGAH, MD 20640
Aliases: MATTAWOMAN CREEK SITE

Status: FIS

County DORCHESTER

Site: CAMBRIDGE SITE (MD-025)
Address: 311 TRENTON
CAMBRIDGE, MD 21613
Aliases: KERR MCGEE

Status: FIS

County FREDERICK

Site: FREDERICK TOOL AND DIE CO INC (MD-356)
Address: 579 E CHURCH ST
FREDERICK, MD 21701
Aliases: NONE

Status: FIS

Maryland Department of the Environment
Formerly Investigated Sites
July 2002

County **GARRETT**

Site BAUSCH & LOMB INC - OAKLAND PLANT (MD-347)
Address: RT 135
 OAKLAND, MD 21550
Aliases: NONE

Status: FIS

Site UMBELL PROPERTY (MD-441)
Address: RT 1 BOX 81
 FRIENDSVILLE, MD 21531
Aliases: NONE

Status: FIS

Site WOOD PRODUCTS (MD-239)
Address: 8TH ST EXT
 OAKLAND, MD 21550
Aliases: NONE

Status: FIS

Maryland Department of the Environment
Formerly Investigated Sites
July 2002

County ***HARFORD***

Site MOUNTAIN RD EMERGENCY RESPONSE (MD-403)
Address: MOUNTAIN RD & I-95
 JOPPA-MAGNOLIA, MD 21040
Aliases: NONE

Status: FIS

Maryland Department of the Environment
Formerly Investigated Sites
July 2002

County **HOWARD**

Site SCOVITCH PROPERTY (MD-262)
Address: 9530 N WASHINGTON BLVD
 LAUREL, MD 20707
Aliases: NONE

Status: FIS

Site WESTVACO CORPORATION (MD-326)
Address: 11101 JOHNS HOPKINS RD
 LAUREL, MD 20810
Aliases: NONE

Status: FIS

Maryland Department of the Environment
Formerly Investigated Sites
July 2002

County ***KENT***

Site DUTCH FAMILY DELI OIL SPILL (MD-469)
Address: RTS 301 & 291
 MILLINGTON, MD 21651
Aliases: NONE

Status: FIS

**Maryland Department of the Environment
Formerly Investigated Sites
July 2002**

County **MONTGOMERY**

Site MARYLAND WOOD PRESERVING CORP (MD-144)
Address: 235 DERWOOD CIR
 ROCKVILLE, MD 20850
Aliases: NONE

Status: FIS

Site MICRODYNE CORP (MD-361)
Address: 627 LOFERRAND LN
 ROCKVILLE, MD 20850
Aliases: NONE

Status: FIS

**Maryland Department of the Environment
Formerly Investigated Sites
July 2002**

County **PRINCE GEORGES**

Site CAPITOL WIRE & FENCE (MD-108)
Address: 3334 KENILWORTH AVE
 HYATTSVILLE, MD 20781
Aliases: NONE

Status: FIS

Site CHELTENHAM BATTERY (MD-266)
Address: 10800 FRANK TIPPETT RD
 CHELTENHAM, MD 20623
Aliases: NONE

Status: FIS

Site CLARK, J L MFG CO STONE INDUST (MD-291)
Address: 51ST AVE AND CREE LN
 COLLEGE PARK, MD 20740
Aliases: NONE

Status: FIS

Site COLUMBIA PARK DRUM SITE (MD-251)
Address: GEORGE PALMER HWY & COLUMB
 COLUMBIA PARK, MD 20785
Aliases: NONE

Status: FIS

Site LONDON HILLS DEVELOPMENT (MD-311)
Address: END OF HIGHVIEW PL
 CAPITOL HEIGHTS, MD 20743
Aliases: NONE

Status: FIS

Maryland Department of the Environment
Formerly Investigated Sites
July 2002

County **ST MARYS**

Site ST MARYS SALVAGE (MD-252)

Address:

, MD

Aliases: NONE

Status: FIS

Maryland Department of the Environment
Formerly Investigated Sites
July 2002

County **WICOMICO**

Site SALISBURY MARKETING INC (MD-327)
Address: N SALISBURY BLVD & BRIDGEWA
 SALISBURY, MD 21801
Aliases: NONE

Status: FIS