



CHANGING
Maryland
FOR THE BETTER

GOVERNOR'S COORDINATING OFFICES

Community Initiatives · Service & Volunteerism · Deaf & Hard of Hearing
Crime Prevention, Youth, & Victim Services · Small, Minority, & Women Business Affairs
Banneker-Douglass Museum · Volunteer Maryland

FROM: Governor's Office of Crime Prevention, Youth, and Victim Services

January 18, 2022

The Honorable Chair William C. (Will) Smith, Jr.
Judicial Proceedings Committee
Miller Senate Office Building, 2 East Wing
11 Bladen Street
Annapolis, MD 21401

The Honorable Chair Luke H. Clippinger
Judiciary Committee
House Office Building, Room 101
6 Bladen Street
Annapolis, MD 21401

RE: Reported required by Criminal Procedure Article § 2-404 (MSAR #12655)

Dear Chairs:

As required by § 2-404 of the Criminal Procedure Article, please find an enclosed copy of the Governor's Office of Crime Prevention, Youth, and Victim Services' report titled, *Progress in Establishing Interrogation Rooms Capable of Creating Audiovisual Recordings of Custodial Interrogations 2021 Annual Report*. This report includes information on the progress of police agencies in establishing interrogation rooms capable of creating audio and/or visual recordings of custodial interrogations.

Should you have any questions relating to the information provided in this report, please feel free to contact me at 410-697-9338.

Sincerely,

V. Glenn Fueston, Jr.
Executive Director

cc: Sarah Albert, Department of Legislative Services (5 copies)



**GOVERNOR'S OFFICE OF
CRIME PREVENTION, YOUTH,
AND VICTIM SERVICES**

**Progress in Establishing Interrogation Rooms
Capable of Creating Audiovisual Recordings of
Custodial Interrogations 2021 Report**

CP § 2-404; EX ORD 01.01.2020.02/Ch. 11, 2020

Larry Hogan
Governor

Boyd K. Rutherford
Lt. Governor

V. Glenn Fueston, Jr.
Executive Director
Governor's Office of Crime Prevention, Youth, and Victim Services

Submitted by:
Governor's Office of Crime Prevention, Youth, and Victim Services

Contact: Cameron Edsall
410-697-9382 | Cameron.Edsall2@Maryland.gov

December 31, 2021
MSAR #12655

Table of Contents

Table of Contents	2
Introduction	3
Interrogation Rooms	3
Methodology	3
Findings	4
Number of Interrogation Rooms	4
Audio/Visual Recording Capabilities	4
Future Plans for Interrogation Rooms or Audio/Visual Recording Enhancements	5
Funding Sources	6
Conclusion	6
Appendix: 2021 Interrogation Room Survey Results	7

Introduction

Chapters 359 and 360 of 2008 established a State policy in which a law enforcement unit using one or more interrogation rooms with the capability to create audio and/or visual recordings of custodial interrogations shall make reasonable efforts to record interrogations of suspects in connection with cases of murder, rape, or sexual offenses in the first or second degree.¹ It also requires the Governor’s Office of Crime Prevention, Youth, and Victim Services (Office)² to submit a report to the House Judiciary Committee and the Senate Judicial Proceedings Committee by December 31, 2009, and annually thereafter, as it relates to the progress of jurisdictions and the Department of State Police in establishing interrogation rooms capable of creating audiovisual recordings of custodial interrogations. To assist in this process, the Office makes funding available to local law enforcement agencies through the Byrne Justice Assistance Grant, Law Enforcement Technology grant program for “custodial interrogation equipment.” Additional funds have also been made available through the Byrne Justice Recovery Act since the law was enacted in 2008.

Interrogation Rooms

In accordance with § 2-404 of the Criminal Procedure Article, this *Progress in Establishing Interrogations Rooms Capable of Creating Audiovisual Recordings of Custodial Interrogations 2021 Report* summarizes and evaluates data reported by law enforcement agencies in the State for the prior year (January 1, 2021 - December 31, 2021).

Methodology

For the purpose of this report, the Office distributed an electronic interrogation room survey to all law enforcement agencies in the State to gather information on the following:

1. The agency name
2. The number of interrogation rooms
3. The hardwired technological capabilities of each room (none, audio, visual, or both audio and visual)
4. The portable technological equipment used in each room (none, audio, visual, or both audio and visual)
5. Did the agency have future plans for adding interrogation rooms

¹ Maryland General Assembly. (2008). [Chapter 359 of 2008 \(Senate Bill 76\). Criminal Procedure - Custodial Interrogation - Recordation](#). Maryland General Assembly. (2008). [Chapter 360 of 2008 \(House Bill 6\). Criminal Procedure - Custodial Interrogation - Recordation](#).

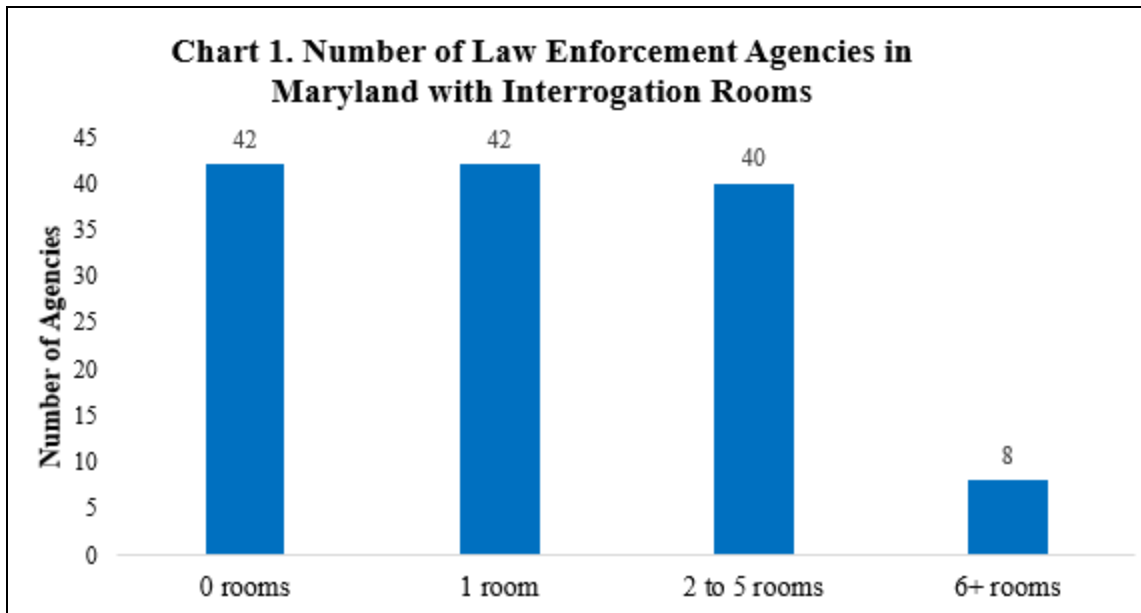
² Maryland General Assembly. (2020). [Chapter 11. Acts of 2020](#). In March 2020, the Governor’s Office of Crime Control and Prevention was renamed the Governor’s Office of Crime Prevention, Youth, and Victim Services.

6. Did the agency have future plans for purchasing new audio/visual equipment for each room
7. The funding source for each room

Findings

Number of Interrogation Rooms

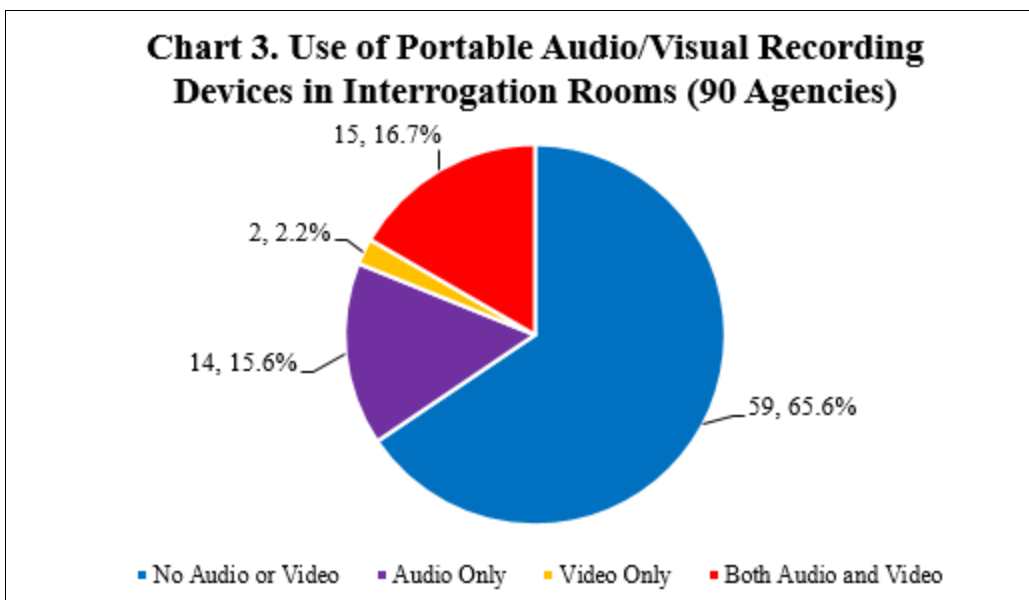
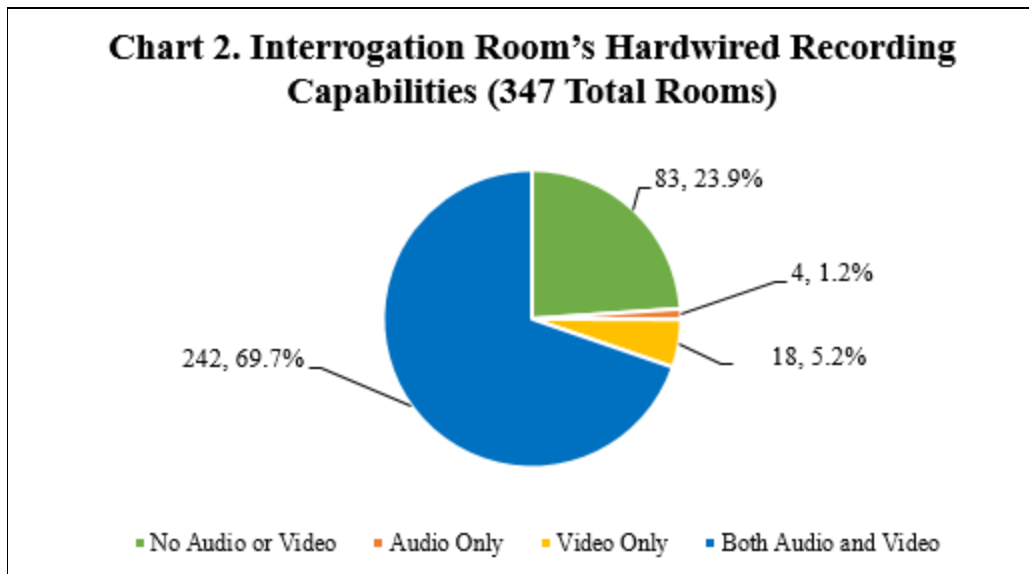
The Office received surveys from 132 law enforcement agencies of which 90 (68.2%) reported at least one interrogation room (*as shown in **Chart 1***). The remaining 42 (31.8%) reported that they have no interrogation room. In total, there are 347 interrogation rooms across the State. The survey also found the Prince George’s County Police Department to have the highest number of interrogation rooms in the State, with a total of 50 rooms (*as illustrated in the [Appendix](#)*). Of the 90 agencies that have at least one interrogation room, six (Anne Arundel County Police Department, Baltimore County Police Department, Baltimore Police Department, Maryland State Police, Montgomery County Police Department, and Prince George’s County Police Department) accounted for 52% of all interrogation rooms in the State (181 rooms).



Audio/Visual Recording Capabilities

Of the 347 interrogation rooms in the State, 264 (76.1%) are equipped with some type of hardwired audio or visual recording capabilities. This represents a one room increase over the number of rooms reported in 2020 that were equipped with some type of audio or visual recording capability (n = 263). Of the rooms equipped with technologies in 2021, the vast majority (69.7%) have both audio and visual recording capabilities. As illustrated below, **Chart 2. Interrogation Room’s Hardwired Recording Capabilities** provides the various types of

hardwired recording capabilities utilized within interrogation rooms in Maryland. Of the 90 agencies with at least one interrogation room, 34.4% (n = 31) use some type of portable audio or visual recording device (as shown in *Chart 3*).

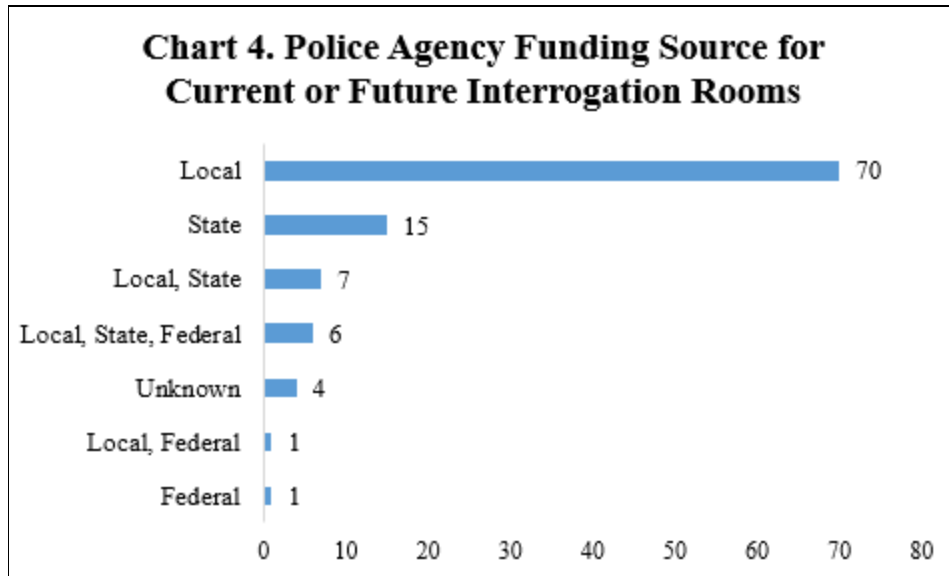


Future Plans for Interrogation Rooms or Audio/Visual Recording Enhancements

Most of the agencies indicated no future plans for the creation or addition of interrogation rooms within their agency (86.4%). Furthermore, 80.4% of agencies reported no future plans of purchasing new audio or visual recording equipment.

Funding Sources

One hundred four agencies listed a current or future funding source(s) for their interrogation rooms. As illustrated below, **Chart 4. Police Agency Funding Source for Current or Future Interrogation Rooms** provides a breakdown of the various local, State, and/or federal funding sources.



Conclusion

The major findings of the electronic interrogation room survey to law enforcement agencies include the following:

- Over two-thirds of Maryland law enforcement agencies have at least one interrogation room to conduct custodial interrogations.
- Nearly three-fourths of interrogation rooms are equipped with some type of hardwired audio or visual recording capabilities, many times both recording options are available.
- Nearly two-thirds of all audio visual recording equipment in law enforcement interrogation rooms are stationary and cannot be transported.
- Most agencies have not indicated any future plans to add new or additional interrogation rooms or new forms of audio/visual recording equipment.

The Office will continue to provide support through the Byrne Justice Assistance Grant, Law Enforcement Technology grant program for “custodial interrogation equipment,” and will provide annual updates on the progress of each law enforcement agency in establishing interrogation rooms capable of creating audio/visual recordings of custodial interrogations.

Appendix: 2021 Interrogation Room Survey Results

	Agency	Number of Rooms	No Audio/Video	Audio Only	Video Only	Audio and Video	Portable AV	Future Plans for Rooms	Future Plans for Equipment	Funding Source
1	Aberdeen Police Department	1	0	0	0	1	Audio	No	n/a	Local
2	Allegany County Sheriff's Office	0	0	0	0	0	n/a	No	No	n/a
3	Annapolis Police Department	3	0	0	0	3	Both	No	Yes	Local
4	Anne Arundel County Police Department	19	0	0	0	19	No	No	No	Local
5	Anne Arundel County Sheriff's Office	3	0	0	3	0	No	No	No	Local
6	Baltimore City Community College	0	0	0	0	0	n/a	No	n/a	n/a
7	Baltimore City School Police	0	0	0	0	0	n/a	No	n/a	n/a
8	Baltimore City Sheriff's Office	3	0	3	0	0	Audio	No	n/a	Local
9	Baltimore County Police Department	40	25	0	0	15	No	No	No	Local
10	Baltimore County Sheriff's Office	0	0	0	0	0	n/a	No	n/a	n/a
11	Baltimore Police Department	30	20	0	0	10	Audio	No	No	Local, State, and Federal
12	Bel Air Police Department	1	0	0	0	1	Audio	Yes	Yes	Local
13	Berlin Police Department	1	0	0	0	1	No	No	No	Local
14	Berwyn Heights Police Department	1	0	0	0	1	Both	No	Yes	Local
15	Bladensburg Police Department	1	0	0	0	1	Audio	Yes	Yes	Local
16	Boonsboro Police Department	0	0	0	0	0	n/a	No	No	Local
17	Bowie Police Department	3	0	0	0	3	No	No	No	Local
18	Bowie State University Police Department	1	0	1	0	0	Audio	Yes	Yes	Local
19	Brentwood Police Department	0	0	0	0	0	n/a	No	No	n/a
20	Brunswick Police Department	0	0	0	0	0	n/a	Yes	No	Local
21	Calvert County Sheriff's Office	2	0	0	0	2	No	No	No	Local
22	Cambridge Police Department	2	0	0	0	2	Both	No	No	Local, State, and Federal
23	Capitol Heights Police Department	0	0	0	0	0	n/a	No	No	Federal
24	Caroline County Sheriff's Office	4	0	0	0	4	No	No	No	Local
25	Carroll County Sheriff's Office	5	0	0	0	5	No	No	No	Local
26	Cecil County Sheriff's Office	3	0	0	0	3	No	No	No	Local
27	Centreville Police Department	1	0	0	1	0	Both	No	No	Local
28	Charles County Sheriff's Office	4	0	0	0	4	No	No	No	Local
29	Chestertown Police Department	0	0	0	0	0	No	Yes	No	Local
30	Cheverly Police Department	1	0	0	1	0	No	No	No	Local
31	Chevy Chase Village Police Department	0	0	0	0	0	n/a	No	No	n/a
32	Colmar Manor Police Department	0	0	0	0	0	n/a	No	n/a	n/a
33	Coppin State University Police	2	0	0	0	2	Video	No	No	State
34	Cottage City Police Department	0	0	0	0	0	n/a	No	n/a	n/a

35	Crisfield Police Department	0	0	0	0	0	n/a	Yes	Yes	Local and State
36	Crofton Police Department	0	0	0	0	0	n/a	No	No	n/a
37	Cumberland Police Department	2	0	0	0	2	No	Yes	Yes	Local
38	Delmar Police Department	2	0	0	0	2	No	No	No	Local, State, and Federal
39	Denton Police Department	1	0	0	0	1	No	No	No	Local
40	District Heights Police Department	0	0	0	0	0	n/a	No	n/a	n/a
41	Dorchester County Sheriff's Office	1	0	0	0	1	No	Yes	Yes	Local
42	Easton Police Department	3	0	0	0	3	No	No	No	Local
43	Edmonston Police Department	0	0	0	0	0	n/a	No	No	n/a
44	Elkton Police Department	1	0	0	0	1	No	No	No	Local
45	Fairmount Heights Police Department	0	0	0	0	0	n/a	No	No	n/a
46	Federalsburg Police Department	3	0	0	0	3	No	No	No	State
47	Forest Heights Police Department	0	0	0	0	0	n/a	No	n/a	n/a
48	Frederick County Sheriff's Office	2	0	0	0	2	No	No	No	State
49	Frederick Police Department	2	0	0	0	2	No	No	No	Local
50	Frostburg Police Department	0	0	0	0	0	n/a	Yes	No	Local and State
51	Frostburg State University Police	1	0	0	0	1	Both	No	No	State
52	Fruitland Police Department	3	0	0	1	2	Audio	No	Yes	Local, State, and Federal
53	Gaithersburg Police Department	1	0	0	0	1	Both	Yes	Yes	Local
54	Garrett County Sheriff's Office	1	0	0	0	1	No	No	No	Local
55	Glenarden Police Department	0	0	0	0	0	n/a	No	No	n/a
56	Greenbelt Police Department	3	1	0	0	2	Both	Yes	Yes	Local
57	Greensboro Police Department	1	0	0	0	1	Both	No	No	Local
58	Hagerstown Community College Police	0	0	0	0	0	n/a	No	n/a	n/a
59	Hagerstown Police Department	4	0	0	0	4	No	No	No	Local
60	Hampstead Police Department	1	0	0	0	1	No	No	No	Local
61	Hancock Police Department	0	0	0	0	0	n/a	No	No	n/a
62	Harford County Sheriff's Office	10	1	0	0	9	Both	Yes	Yes	Local and State
63	Havre de Grace Police Department	1	0	0	0	1	No	No	No	Local
64	Howard County Police Department	8	0	0	0	8	No	No	No	Local
65	Howard County Sheriff's Office	0	0	0	0	0	n/a	No	n/a	n/a
66	Hurlock Police Department	2	0	0	0	2	Both	No	No	Unknown
67	Hyattsville Police Department	2	0	0	0	2	No	Yes	Yes	Local
68	Kent County Sheriff's Office	1	0	0	0	1	No	No	No	Local
69	La Plata Police Department	1	1	0	0	0	No	n/a	n/a	Unknown
70	Landover Hills Police Department	0	0	0	0	0	n/a	No	No	n/a
71	Laurel Police Department	3	0	0	0	3	No	No	No	Local
72	Luke Police Department	0	0	0	0	0	n/a	No	n/a	n/a
73	Manchester Police Department	1	0	0	0	1	Audio	No	No	Local

74	Maryland Capitol Police	0	0	0	0	0	n/a	No	n/a	State
75	Maryland Comptroller Field Enforcement Division	0	0	0	0	0	n/a	No	No	State
76	Maryland Natural Resources Police	0	0	0	0	0	n/a	No	No	State
77	Maryland State Police	17	4	0	3	10	No	Yes	Yes	State
78	Maryland Transit Administration Police	4	0	0	0	4	Audio	No	No	State
79	Maryland Transportation Authority Police	3	0	0	0	3	No	Yes	No	State
80	Maryland-National Capital Park Police Montgomery County	2	0	0	0	2	No	No	No	Local
81	Maryland-National Capital Park Police Prince George's County	2	0	0	0	2	No	Yes	No	Local
82	Montgomery County Police Department	25	0	0	0	25	No	No	Yes	Local, State, and Federal
83	Montgomery County Sheriff's Office	0	0	0	0	0	n/a	No	No	n/a
84	Morgan State University Police	1	1	0	0	0	Audio	No	No	Unknown
85	Morningside Police Department	0	0	0	0	0	n/a	No	n/a	n/a
86	Mount Airy Police Department	1	0	0	0	1	No	No	No	Local
87	Mount Rainier Police Department	1	0	0	0	1	Both	No	Yes	Local
88	New Carrollton Police Department	0	0	0	0	0	n/a	No	n/a	n/a
89	North East Police Department	1	0	0	0	1	No	No	No	Local
90	Oakland Police Department	0	0	0	0	0	n/a	No	No	Local
91	Ocean City Police Department	2	0	0	0	2	No	No	No	Local and State
92	Ocean Pines Police Department	2	0	0	1	1	No	No	No	Local
93	Oxford Police Department	1	0	0	1	0	No	No	No	Local
94	Perryville Police Department	2	0	0	0	2	No	No	Yes	Local
95	Pittsville Police Department	0	0	0	0	0	n/a	No	No	n/a
96	Pocomoke City Police Department	1	0	0	0	1	No	No	No	Local
97	Prince George's Community College	2	0	0	2	0	Video	No	No	Local
98	Prince George's County Sheriff's Office	0	0	0	0	0	n/a	No	n/a	n/a
99	Prince George's County Police Department	50	21	0	4	25	No	No	No	Local
100	Princess Anne Police Department	1	0	0	0	1	No	No	No	Local
101	Queen Anne's County Sheriff's Office	1	0	0	0	1	No	No	Yes	Local
102	Ridgely Police Department	1	0	0	0	1	No	No	No	Local
103	Rising Sun Police Department	0	0	0	0	0	n/a	No	No	n/a
104	Riverdale Park Police Department	1	0	0	0	1	Both	No	No	Local
105	Rock Hall Police Department	0	0	0	0	0	n/a	Yes	No	n/a
106	Rockville Police Department	1	0	0	0	1	Audio	No	No	Local
107	Salisbury Police Department	4	2	0	0	2	Audio	No	No	Local, State, and Federal
108	Salisbury University Police Department	1	0	0	0	1	No	No	No	State
109	Seat Pleasant Police Department	0	0	0	0	0	n/a	No	No	Local

110	Smithsburg Police Department	1	1	0	0	0	No	No	Yes	Local
111	Snow Hill Police Department	0	0	0	0	0	n/a	No	No	Local
112	Somerset County Sheriff's Office	2	1	0	0	1	Both	No	No	Local
113	St. Mary's County Sheriff's Office	4	0	0	0	4	No	Yes	Yes	Local
114	St. Michael's Police Department	1	0	0	0	1	No	No	No	State
115	Sykesville Police Department	1	0	0	1	0	No	No	No	Local
116	Takoma Park Police Department	1	0	0	0	1	No	No	Yes	Local
117	Talbot County Sheriff's Office	2	0	0	0	2	No	No	No	Local and State
118	Taneytown Police Department	1	1	0	0	0	No	No	Yes	Local
119	Thurmont Police Department	2	1	0	0	1	Both	No	No	Local and Federal
120	Towson University Police Department	1	0	0	0	1	No	No	No	State
121	University of Baltimore Police Department	0	0	0	0	0	n/a	No	No	n/a
122	University of Maryland Baltimore County Police Department	0	0	0	0	0	n/a	No	No	State
123	University of Maryland Baltimore Police	2	1	0	0	1	Audio	No	No	Local and State
124	University of Maryland Eastern Shore Police Department	1	1	0	0	0	Both	No	Yes	State
125	University of Maryland Police	2	0	0	0	2	No	No	Yes	Local
126	University Park Police Department	0	0	0	0	0	n/a	No	n/a	Local
127	Upper Marlboro Police Department	1	1	0	0	0	No	No	No	Unknown
128	Washington County Sheriff's Office	2	0	0	0	2	No	No	Yes	Local and State
129	Washington Suburban Sanitary Commission	0	0	0	0	0	n/a	No	No	n/a
130	Westminster Police Department	1	0	0	0	1	No	No	Yes	Local
131	Wicomico County Sheriff's Office	2	0	0	0	2	Audio	No	No	Local
132	Worcester County Sheriff's Office	1	0	0	0	1	No	No	No	Local