



## GOVERNOR'S COORDINATING OFFICES

COMMUNITY INITIATIVES • SERVICE & VOLUNTEERISM • MINORITY AFFAIRS  
CRIME CONTROL & PREVENTION • CHILDREN • DEAF & HARD OF HEARING  
PERFORMANCE IMPROVEMENT • GRANTS

### ***Governor's Office for Children***

Larry Hogan, Governor

Boyd R. Rutherford, Lt. Governor

Jaclin Warner Wiggins, Acting Executive Director

February 12, 2018

The Honorable Edward J. Kasemeyer  
Chair, Senate Budget and Taxation Committee  
3 West Miller Senate Office Building  
11 Bladen Street  
Annapolis, MD 21401

The Honorable Maggie McIntosh  
Chair, House Appropriations Committee  
121 House Office Building  
6 Bladen Street  
Annapolis, MD 21401

Dear Chairman Kasemeyer and Chairman McIntosh:

On behalf of the Children's Cabinet and the Governor's Office for Children, I am pleased to submit to you the 2017 Out-of-Home Placement and Family Preservation Resource Plan (The Report).

The Report fulfills the requirement, pursuant to the Maryland Annotated Code, Human Services Article, §8-703(e), to produce annually a State Resource Plan "in order to enhance access to services provided by residential child care programs" and page 23 of the 2017 Joint Chairmen's Report requesting an evaluation of "Maryland's family preservation programs in stemming the flow of children from their homes."

The attached report provides analysis of the State's out-of-home placements, the capacity and utilization programs where Maryland children are placed, an evaluation of family preservation programs to prevent placement, and the strategies the child-serving agencies have put in place to best meet the needs of children in Maryland.

Please do not hesitate to contact Candy Edwards at (410) 697-9243 if you have questions or need additional information.

Sincerely,

Jaclin Warner Wiggins  
Acting Executive Director

# **FY2017 State of Maryland Out-of-Home Placement and Family Preservation Resource Plan**

February 12, 2018

---

**Larry Hogan**

Governor

**Boyd K. Rutherford**

Lt. Governor

**Jaclin Warner Wiggins**

Acting Executive Director

Governor's Office for Children

Submitted by: Governor's Office for Children

Contact: Candy Edwards

410-697-9241

[candy.edwards@maryland.gov](mailto:candy.edwards@maryland.gov)

MSAR # 6523

## Acknowledgements

---

The following individuals and agencies provided invaluable assistance with this report:

### **Department of Health**

Eric English, Behavioral Health Administration  
Susan Bradley, Behavioral Health Administration  
Ceres Martin, Behavioral Health Administration  
Janet Furman, Developmental Disabilities Administration  
Bernard Zenis, Developmental Disabilities Administration

### **Department of Human Services**

Rebecca Jones Gaston, Social Services Administration  
David Ayer, Social Services Administration  
Hilary Laskey, Social Services Administration  
Maria Tillman, Social Services Administration  
Danielle DeLisle, Social Services Administration

### **Department of Juvenile Services**

Michael Ito, Behavioral Health and Victim Services  
Michael DiBattista, Fiscal Planning and Management  
William Drollinger, Fiscal Planning and Management  
John Irvine, Research and Evaluation  
Falguni Patel, Research and Evaluation

### **Governor's Office for Children**

Arlene F. Lee, Former Executive Director  
Kim Malat, Deputy Director  
Candy Edwards, Chief of Policy

### **Maryland State Department of Education**

Gary Richardson, Research Management and Monitoring  
Richard Baker, Division of Business Services  
Jeff Miller, Division of Special Education/Early Intervention Services

For further information or copies of this report, please visit the Governor's Office for Children's website at <http://goc.maryland.gov/reports/>.

## Table of Contents

---

Acknowledgements	2
Executive Summary	4
Introduction and Overview	5
Data Collection Methodology, Definitions, and Considerations	8
Report Overview	12
Statewide Summary	17
Department of Human Services Summary	30
Department of Juvenile Services Summary	51
Developmental Disabilities Administration Summary	66
Behavioral Health Administration Summary	73
Maryland State Department of Education Summary	84
Maryland School for the Blind and Maryland School for the Deaf	91
Family Preservation Services	93
Local Care Team Process	106
APPENDIX A: Placement by Jurisdiction	108
APPENDIX B: Capacity Utilization	128

## Executive Summary

---

The Governor's Office for Children has compiled this report that documents the State's capacity for and utilization of out-of-home placements, analyzes the costs associated with out-of-home placements, facilitates an evaluation of Statewide family preservation programs, and identifies areas of need across Maryland, pursuant to the Maryland Annotated Code, Human Services Article, §8-703 and the 2017 Joint Chairmen's Report. The following are items of note:

- Placements overall continue to decrease. Placements are down by nearly 10% from last year and have decreased by 40% over the past five years.
- For a second year in a row, hospitalizations have increased. Hospitalizations are up by more than 18% since 2016.
- While placement exits outpaced entries in FY2017, placement exits decreased while entries increased from FY2016. Entries increased by more than a quarter (28%) and exits decreased by 15%.
- Out-of-State placements decreased by 35% from January 31, 2016 to January 31, 2017. The point in time count does not reflect additional efforts by the Children's Cabinet to decrease the out-of-State placement rate and increase capacity throughout 2017.
  - The cost of out-of-State placements decreased by more than 42%.
  - More placements (62) were made to non-community-based programs, such as Residential Treatment Centers, juvenile detention, and other staff secure programs, than to any other placement category.
- In FY2017, approximately 16,999 children from 7,973 families received Human Services In-Home services. In-Home services keep children with their families, rather than in placement.

## Introduction and Overview

---

The State is responsible for providing children in out-of-home care with placements and services that meet their needs. The Out-of-Home Placement and Family Preservation Resource Plan (Report) is meant to document the State's capacity for and utilization of out-of-home placements, analyze the costs associated with out-of-home placements, facilitate an evaluation of Statewide family preservation programs, and identify areas of need across Maryland. The Report fulfills the requirement, pursuant to the Maryland Annotated Code, Human Services Article, §8-703, to annually produce a State Resource Plan "in order to enhance access to services provided by [Residential Child Care Programs]" and the 2016 Joint Chairmen's Report requesting an evaluation of "Maryland's family preservation programs in stemming the flow of children from their homes."

The purpose of the Report is to document placement trends in Maryland, identify children's needs in Maryland, and describe how the agencies are meeting those needs. The Children's Cabinet has long been interested in reducing the number of children who go to out-of-State placements for several reasons. The main reason is out-of-State placements are usually more disruptive to the child and his/her family which can hinder treatment. Distance puts a significant barrier to a family's ability to participate in their child's treatment and to have contact with their child. Distance also interferes with the ability of the Departments' case manager to participate in the placement's treatment planning and follow the child's progress. Finally, out-of-State programs are often significantly more expensive than in-State programs.

The Report contains information provided by the child-serving agencies, including the Departments of Human Services, Health, Juvenile Services, and the Maryland State Department of Education. In the Report, these agencies summarize notable details about their out-of-home placements, based on common data elements, and may elaborate on other data presented in the addendum of each agency's section. This year's report will also expand on the discussion of out-of-State placements to include an analysis of the policies and procedures related to placing a child out-of-State, specific factors that led to placing children out-of-State during the most recent year, as well as information regarding efforts to reduce out-of-State placements and increase in-State capacity.

**Reasons for Placement:** In Maryland, children enter out-of-home care for a variety of reasons and under many circumstances. Children may be placed in the care and custody of the State when they are determined by the court to be a Child In Need of Assistance, a Child In Need of Supervision, or Delinquent. Children can also enter placement through a Voluntary Placement Agreement under which a parent voluntarily places a child in the care of the State.

**Placing Agencies:** The State child-serving agencies and administrations responsible for placing children in out-of-home placements are the Departments of Human Services (Human Services); Juvenile Services (Juvenile Services); and Health (Health), including the Developmental Disabilities Administration (Developmental Disabilities) and the Behavioral Health Administration (Behavioral Health). Although the Maryland State Department of Education

(Education) funds out-of-home placements made by the local school systems, it is not a placing agency and does not place children out-of-home.

**Funding for Placements:** Placements are funded in a variety of ways. Children whose placements are funded by the Department of Education, either in whole or in part, will be discussed in this Report as well as children placed by other agencies and administrations. These agencies and administrations may fund the placements, or the placements may be funded by Medical Assistance, which is administered through the Department of Health. Placements may also be co-funded by several State agencies.

Educational costs may be covered by the child's local school system, and reimbursed by the Department of Education, if the child has a disability, as defined by federal regulations, which requires an "Individual Educational Program" to achieve the child's educational objectives, and the local school system determines the child's educational needs cannot be met in a regular public school. Otherwise, education costs must be covered by other funds, such as the budgeted placement funding of the Department of Human Services or Department of Juvenile Services, if the child is so committed.

**Local Operations:** Each of these child-placing and funding agencies and administrations operates differently at the local level. The Departments of Health (through the Behavioral Health Administration), Human Services, and the Maryland State Department of Education serve children and families through their 24 local counterparts within each of the State's local jurisdictions – the local Department of Social Services, the local Core Service Agencies<sup>1</sup>, the local Substance Use Councils, and the local school systems. The Department of Juvenile Services and Developmental Disabilities Administration have regional offices, which, in turn, have local offices. For administrative purposes, Juvenile Services has six designated regions and Developmental Disabilities Administration has four. These regions are:

#### Juvenile Services

- Baltimore City
- Central Region (Baltimore, Carroll, Harford, and Howard Counties)
- Metro Region (Montgomery and Prince George's Counties)
- Eastern Shore Region (Caroline, Cecil, Dorchester, Kent, Queen Anne's, Somerset, Talbot, Wicomico, and Worcester Counties)
- Southern Region (Anne Arundel, Calvert, Charles, and St. Mary's Counties)
- Western Region (Allegany, Frederick, Garrett, and Washington Counties)

---

<sup>1</sup> One Core Service Agency located on the Eastern Shore serves five local jurisdictions.

## Developmental Disabilities

- Central Region (Baltimore City, and Anne Arundel, Baltimore, Harford, and Howard Counties)
- Eastern Shore Region (Caroline, Cecil, Dorchester, Kent, Queen Anne's, Somerset, Talbot, Wicomico, and Worcester Counties)
- Southern Region (Calvert, Charles, St. Mary's, Montgomery, and Prince George's Counties)
- Western Region (Allegany, Carroll, Frederick, Garrett, and Washington Counties)



## **Data Collection Methodology, Definitions, and Considerations**

---

The data in this Report is aggregate data submitted by each agency for the fiscal year, and the one-day census for each fiscal year. Each agency was given a data request guide along with data collection templates for data reporting and clarification of the information request. The Governor’s Office for Children (Office) also worked individually with each agency to ensure a thorough understanding of reporting requirements and identification of each agency’s unique placement process and data collection methods.

### **Methodology**

Each child-serving agency was asked to provide aggregate data using specific templates for children in placement and associated costs for the last fiscal year. The following information describes the parameters of the requested data:

#### Reporting Period

This Report features tables and graphs derived from two data sources – “full fiscal year” data and “one-day census” data. This Report differentiates tables using fiscal year data with a shaded background, and graphs using the one-day census with a white, or blank, background. These are the definitions for each data reporting period:

- *“Full Fiscal Year”* – All placements during the fiscal year including carryover placements from the prior fiscal year(s). The fiscal year periods are as follows:

FY2013: July 1, 2012 through June 30, 2013

FY2014: July 1, 2013 through June 30, 2014

FY2015: July 1, 2014 through June 30, 2015

FY2016: July 1, 2015 through June 30, 2016

FY2017: July 1, 2016 through June 30, 2016

- *“One-Day Census”* – The one-day count date used for each fiscal year is as follows:

FY2013: January 31, 2013

FY2014: January 31, 2014

FY2015: January 31, 2015

FY2016: January 31, 2016

FY2017: January 31, 2017

#### Age Group

This Report classifies placement for children through their 21<sup>st</sup> birthday (*i.e.*, to age 20.999) as of the date of admission for new placements, and as of July 1<sup>st</sup> of the fiscal year for carryover placements. There are two exceptions to this construct: 1) placements that are funded by Education include children who are served through the academic year of their 21<sup>st</sup> birthday; and 2) certain Behavioral Health placements that end at the child’s 18<sup>th</sup> birthday when they are transitioned to the adult system.

#### Race

Any child who is characterized in case records as identifying with more than one race is included in the “Bi-Racial/Multiple Race” category. Children who identify as Hispanic are included in the “Other” category if they did not identify as any race but identified as being Hispanic in ethnicity.

### Definitions

- *“Bed-Day”* – A unit of measurement that refers to a single day in which one child is provided placement in any out-of-home placement.
- *“Children/Youth”* – The term “youth” is used interchangeably with the term “child” but is often used to describe older adolescents or individuals age 18 or older, and is typically used by agencies that primarily serve these populations. A child is anyone under age 18, but most agencies will serve individuals until their 21<sup>st</sup> birthday.
- *“One-Day Census”* – The measurement of total population on one day out of the year. January 31<sup>st</sup> is consistently used because it is about halfway through the State fiscal year. This measurement is used to gauge the total serving capacity of placements on a comparable, specific, single day.
- *“Population Flow”* – The total number of placements at the start of the fiscal year, new admissions within the fiscal year, discharges within the fiscal year, and placements at the end of the fiscal year.
- *“Rate of New Placement Settings”* – The rate of new admissions into a category of out-of-home placement per 1,000 children (aged 0 to 18) within a given geographic population.
- *“Total Served”* – The number of placements at the start of the fiscal year in addition to the number of new placements added during the fiscal year. The placements are counted, and not the number of children, because one child can be placed in more than one category, jurisdiction, or agency in one year. The “total served” encompasses children who may have been placed since the previous year, or before.

### Considerations

The FY2017 Report uses a variety of measurements to capture placement dynamics among diverse services, agencies, and jurisdictions. Among those measurements are cost per bed-day, one-day census, population flow, and rate of entry per jurisdiction. These measurements provide a uniform method, based on substantive information, for comparing diverse placements and agencies. Where the data serves as only a partial representation of placement dynamics, or if a particular agency does not calculate data as prescribed by the measurement, the authors of this Report have endeavored to supplement the data and tables with additional information.

Other considerations should be noted as follows:

- **Cost per Bed-Day:** Not all agencies calculate bed days.
- **One-Day Census:** The totals are derived from a count of all children in placement on one day of the year. This is not the total number of children served in placement during the course of the year. This number is a snapshot in time that demonstrates how many children may be in placement on a specific date.

- **Population Flow:** The population flow reflects changes in placements throughout the year. A change is considered to be a discharge or enrollment of any child in a new placement category (*e.g.*, from family home setting to community-based placement), a new jurisdiction (*e.g.*, a transfer from one county to another), or a new placing agency (*e.g.*, a change in custodial responsibility). The population flow counts *placements*, and not *children*, because one child can be placed in more than one category, jurisdiction, or agency in one year. A child may enter a new placement more than once in one year for many reasons, including because the child needs to be placed in a more restrictive placement for his or her needs, or because the child has progressed in meeting treatment goals and can be moved to a less restrictive environment. Placement numbers coming from population flow will be higher than the number of children who are placed.
- **Rate of New Placement Settings per Jurisdiction:** This shows the trend of placements for children within a jurisdiction. For jurisdictions in which few children are placed each year, the difference of one or two children being placed can exaggerate changes in the trend. The rate of new placement settings comes from the number of new placements (or starts) during the fiscal year, so this number counts placements and not children (see “Population Flow” above).
- **Juvenile Services Out-of-Home Placement Information:** The data reported includes only youth who are placed in either in-State or out-of-State committed programs. All committed youth are adjudicated delinquent and committed to the custody of Juvenile Services by the juvenile court. A continuum of out-of-home placement options is available for these youth, ranging from placement in a foster care setting to placement in a secure confinement facility. The cost data reported under each section also reflects only youth in committed placements. “Non-committed” Juvenile Services youth, who are not adjudicated delinquent or placed by the juvenile court, are not represented in the placement totals and placement costs in this Report.
- **Juvenile Services Hospitalization Costs:** When a Juvenile Services-committed child is admitted to a psychiatric hospital, Juvenile Services pays only the educational portion of the costs, and other entities, such as Medical Assistance or private insurance, pay the remaining costs. This Report includes only educational costs, rather than the total costs.<sup>2</sup>
- **Behavioral Health Cost Data:** Behavioral Health Administration services that are billed through Medicaid can be processed up to one year following the provision of the service, which is the time when Behavioral Health receives notice of expenditure. Costs that were incurred by Behavioral Health from the previous fiscal year but that are billed in the current fiscal year are reconciled in the following year. Because of this, current fiscal year costs may be slightly understated and prior fiscal year costs may be higher than reported in the previous year.
- **Human Services Cost Data:** Services that Human Services bills through Medicaid for its placements are not reflected in the Human Services cost tables and primarily include Residential Treatment Center placements. Instead, these costs appear in the Behavioral

---

<sup>2</sup> Prior to 2013, this Report included total costs.

Health section. Additionally, Human Services costs are reported by main placement category, but not by placement subcategory (see descriptions below).

- **Unknown and Not Available Placements:** An “Unknown” or “Not Available” placement category is used to describe children who have run away or who cannot be identified in a placement category because an agency’s records have not been updated. Differences among the placement subcategories are further explained in each of the placement category descriptions.

## Report Overview

---

This Report is presented by the Office on behalf of the Children’s Cabinet. The Children’s Cabinet coordinates the child- and family-focused service delivery system by emphasizing prevention, early intervention, and community-based services for all children and families. The Children’s Cabinet includes the Secretaries of the Departments of Budget and Management, Disabilities, Health, Human Services, and Juvenile Services, as well as the State Superintendent of Schools for the Maryland State Department of Education. The Governor’s Office for Children is also a member and the Executive Director chairs the Children’s Cabinet. Since Governor Hogan took office, the Children’s Cabinet was expanded to include the Departments of Labor, Licensing, and Regulation and Public Safety & Correctional Services; and the Governor’s Office of Crime Control & Prevention.

The FY2017 Report includes a Statewide summary of all out-of-home placements, five-year trend analyses, and strategies for out-of-home placements by the State agencies that place children or fund children’s placements. In addition, the Report contains a description of placements at Maryland’s Schools for the Blind and the Deaf and a discussion of Family Preservation Services.

The objective for the Report is to provide an accurate and precise analysis of each agency’s placement trends and future resource development priorities. The State Agencies continue to strengthen, develop, and adopt strategies to serve children in their homes and communities. This Report supports a more comprehensive understanding of the needs of children who require out-of-home placement. The Children’s Cabinet agencies seek to improve placement tracking and monitoring and to identify meaningful ways to measure progress. These efforts assist the State and local jurisdictions in the planning of effective services and the efficient use of funds.

## Placement Categories

There are four categories of out-of-home placement for children in Maryland. These categories fall on a continuum, beginning with the least restrictive setting (Family Home) and moving toward a more highly-structured and treatment-oriented setting (Hospitalization).

Family Home	Non-Community-Based
Adoptive Care Foster Care Formal Relative (Kinship – Non-Paid) Care Restricted Relative (Kinship - Paid) Care Treatment Foster Care Living-Arrangement – Family Home	Diagnostic Evaluation Treatment Programs Juvenile Commitment Programs Secure Juvenile Commitment Residential Educational Facilities Residential Treatment Centers Substance Use and Addiction Programs Living Arrangement – Non-Community-Based
Community-Based	Hospitalization
Independent Living Programs Residential Child Care Programs Personal Supports Living Arrangement – Community-Based	In-Patient Private Psychiatric Hospitalization

Table 1

While there is a range of out-of-home placement types, only Human Services and Juvenile Services place children in all the placement categories. The Department of Health and its administrations (Behavioral Health and Developmental Disabilities) place children in only one category each. Education only funds placements and does not directly place children. Table 2 illustrates overlaps among agencies in placement subcategories, and the subcategories specific to a particular agency.

State Agency Placement Categories: Placement Totals on 1/31/2017																				
Placing Agency	Family Home Placement						Community-Based Placement				Non-Community-Based Placement							Hospitalization Placement		All Agency Totals
	Adoptive Care	Foster Care	Formal Relative (Kinship) Care	Restricted Relative (Kinship) Care	Treatment Foster Care	Living Arrangement Family Home	Independent Living Programs	Residential Child Care Program	Personal Supports	Living Arrangement – Community-Based	Diagnostic Evaluation Treatment Program	Juvenile Commitment Programs	Secure Juvenile Commitment	Residential Educational Facilities	Residential Treatment Centers	Substance Use and Addiction Programs	Living Arrangement – Non-Community-Based	In-Patient Private	Psychiatric Hospitalization	
DHS <sup>3</sup>	39	1,024	602	278	1,246	283	130	554	0	26	0	0	0	0	131	0	50	25	40	4,428
DJS	0	0	0	0	23	0	13	85	0	0	5	102	11	0	99	125	0	0	4	467
MSDE	0	0	0	0	0	0	0	0	0	0	0	0	0	44	0	0	0	0	0	44
BHA	0	0	0	0	0	0	0	0	0	0	0	0	0	0	328	52	0	0	0	380
DDA	0	4	0	0	0	0	0	68	95	0	0	0	0	0	0	0	0	0	0	167
<b>Total</b>	39	1,024	602	278	1,269	283	143	707	95	26	5	102	11	44	558	177	50	25	44	5,486

Table 2

<sup>3</sup>Eighty-six youth were listed as “Runaways,” which means that the youth had fled from care and not returned or yet been discharged at the point in time when data was collected. Eight youth were listed as “Unknown Whereabouts,” which usually means that their records were in the process of being updated when the data was pulled. These youth are not reflected in the placement categories above.

## Organization of the Report

---

### Out-of-Home Placement Summaries

The out-of-home placement portion of the FY2017 Report consists of summaries from each of the child-placing and funding agencies, as well as a Statewide summary of all placements in Maryland. Each section uses the same metrics to aid comparison among the varying populations served by the agencies, organized under the following headings:

- Summary: A brief overview of the agency's goals and metrics related to out-of-home placement in the current year and over time.
- 2017 Data Highlights: The number of children in placement during each year's one-day census and the total number of placements at the beginning of the fiscal year, in addition to the number of placements added during the fiscal year, the population flow during the last five fiscal years, rate of placement by jurisdiction based on one-day census data, total costs, and costs per bed day.
- Demographics: Trends and contextual narrative related to age, gender, and race.
- Placement Subcategory Trends: Contextual narrative related to changes or trends in subcategory placements (i.e., foster care vs. treatment foster care). This section also includes placement subcategory total costs and costs per bed day for agencies with more than one placement category (Human Services and Juvenile Services).
- Out-of-State Placements: This section is required of all agencies that place children out-of-State. The section includes a discussion of each agency's policies and procedures for choosing to place a child out-of-State, as well as trends and factors that have led to out-of-State placements.
- Strategies: The agency's or administration's strategies to: address gaps in services, serve children in their home jurisdictions whenever possible, and reduce the length of stay in out-of-home placement programs while increasing the rates of positive discharges to less-restrictive settings or permanent homes.

### Maryland Schools for the Deaf and Blind

A brief description of the number of students enrolled and costs (residential and educational) associated with the two schools.

### Family Preservation Services

A summary of the outcomes achieved by families participating in Family Preservation Services to prevent the out-of-home placement of children.

### Appendix: Placement by Jurisdiction

The number of children from each jurisdiction in Maryland who were in out-of-home placements on January 31, 2017 and where they were placed, by out-of-home placement subcategory.

### Appendix: Capacity Utilization

The specific facilities or programs that supported children in out-of-home placement and the



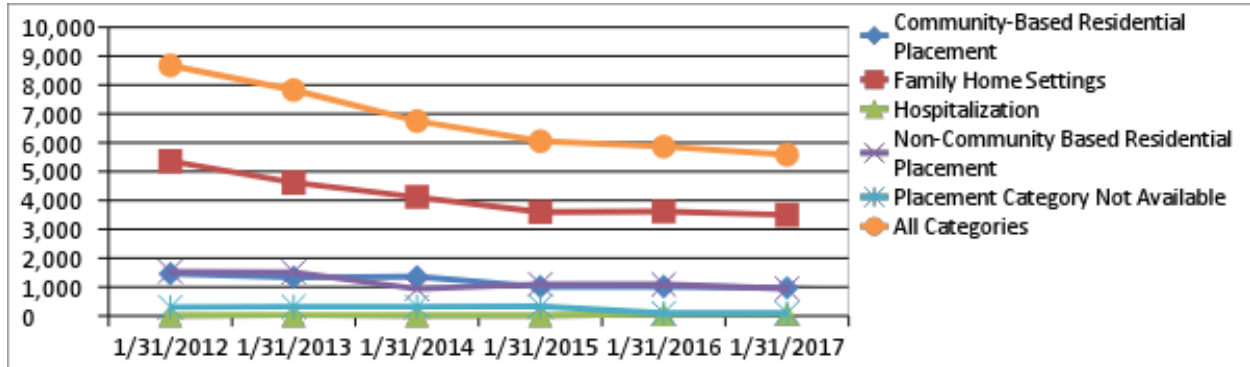
number of placements to each facility or program. In this instance, each placement represents an individual child on January 31, 2017. The capacity utilization represents a snapshot in time and is not an aggregate of all facilities utilized during the fiscal year.

**Appendix: Local Care Teams**

The efforts by the Children’s Cabinet to strengthen the Local Care Team process to further address out-of-home and out-of-State placements.

## Statewide Summary

The regulations addressing Human Services' out-of-home placement program (Code of Maryland Regulations 07.02.11) set forth the requirements of the program to reduce the rate at which children enter and re-enter out-of-home placements; reduce the median length of stay in out-of-home placements; minimize the number of placement changes within 24 months of entering out-of-home placements; increase the percentage of reunifications, guardianships, and adoptions; and decrease the number of children in out-of-home placements.

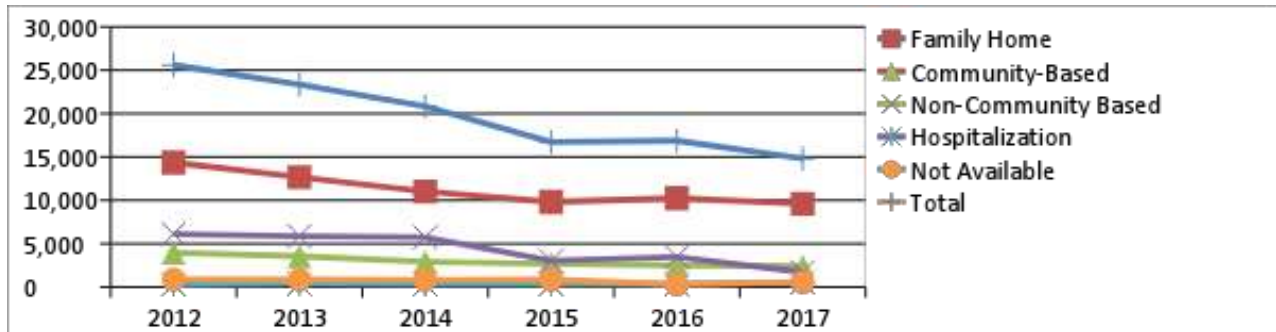


Statewide Placement Trends								
Category	1/31/2012	1/31/2013	1/31/2014	1/31/2015	1/31/2016	1/31/2017	Average Change	Last Year Change
Community-Based Residential Placement	1,465	1,335	1,357	1,009	1,015	971	-7.32%	-4.33%
Family Home Settings	5,359	4,619	4,114	3,594	3,612	3,499	-8.00%	-3.13%
Hospitalization	18	31	25	25	58	69	40.77%	18.97%
Non-Community Based Residential Placement	1,531	1,514	931	1,095	1,086	947	-7.12%	-12.80%
Placement Category Not Available	302	324	322	328	92	94	-12.25%	2.17%
All Categories	8,675	7,823	6,749	6,051	5,863	5,580	-8.37%	-4.83%

Table 3

NOTE: Data for Community-Based and Non-Community-Based Residential Placements for periods prior to 2017 have been updated to accurately reflect claims received for those placements.

The number of children in out-of-home placements has been steadily decreasing for many years. Placements have decreased by nearly 36% over the past five years. Placements to nearly all categories have decreased; however, hospitalizations continue to increase since 2016.



All Agencies Total Served								
Category	2012	2013	2014	2015	2016	2017	Average Change	Last Year Change
Family Home	14,351	12,682	11,015	9,818	10,242	9,387	-7.93%	-8.35%
Community-Based	3,935	3,563	2,925	2,656	2,507	2,309	-10.01%	-7.90%
Non-Community Based	6,115	5,865	5,737	3,025	3,465	3,109	-9.85%	-10.27%
Hospitalization	306	393	337	344	362	477	10.65%	31.77%
Not Available	877	850	832	864	300	567	4.47%	89.00%
Total	25,584	23,353	20,846	16,707	16,876	15,849	-8.88%	-6.09%

Table 4

Since 2012, the total number of out-of-home placements has decreased by slightly more than 35%. The “total served” figure represents the number of placements at the start of the fiscal year plus all new placements until the end of the fiscal year. New placements increased by roughly 28% this year while placement exits decreased by about 13%. **In other words, more beds were needed for children in placement this year than last year.**

All Agencies Placement Population Flow (Placements, Not Children)					
State Fiscal Year	Placements at Start of FY	Starts in FY (New Placements)	Total Served	Ends in FY (Placement Exits)	Placements at End of FY
2013	8,278	15,075	23,353	15,747	7,606
2014	7,337	12,983	20,320	13,562	6,758
2015	6,623	10,087	16,707	10,787	5,923
2016	5,945	7,320	16,876	11,107	5,843
2017	5,623	10,396	15,849	10,475	5,517
Three-Year Change	-7.83%	7.30%	-2.54%	-1.36%	-3.46%
Average Yearly Change	-9.19%	-5.40%	-8.96%	-9.27%	-7.61%
Recent Year Change	-5.42%	42.02%	-6.09%	-5.69%	-5.58%

Table 5

NOTE: Placements at the end of a fiscal year will not equal the number of placements at the beginning of the next fiscal year due to the updating of records.

The rate of new out-of-home placements by jurisdiction has increased overall, with increases in some jurisdictions and decreases in others (Table 6). In FY2017, there were approximately 6.65 placements per 1,000 of Maryland children. Jurisdictions with large changes in percentages typically had relatively small numbers of children in placement, which makes the percentage changes appear more dramatic than they may be. Baltimore City is an exception to this caveat, because it experienced a large increase in the rate of new placements (60%) and consistently reports large numbers of youth in placement. New out-of-home placements indicate children initially placed or moved from one placement to another. Placement moves may occur when a

child needs more intensive services or when a child has met placement goals and enters a less restrictive setting.

All Agencies Rate of New Placement Setting per 1,000 Maryland Children By Jurisdiction								
Jurisdiction	2013	2014	2015	2016	2017	Three Year Change	Average Change	Last Year Change
Allegany	19.7	17.4	14.72	11.4	23.03	68%	7%	102%
Anne Arundel	6.5	5.6	3.26	3.1	2.02	-45%	-27%	-35%
Baltimore	8.5	7.3	5.08	5.0	4.71	-31%	-20%	-6%
Baltimore City	43	36.4	28.84	17.3	27.76	-21%	-13%	60%
Calvert	10.5	9.1	5.02	3.7	4.77	-46%	-22%	29%
Caroline	10.1	11.4	7.81	4.7	5.18	-53%	-24%	10%
Carroll	6.4	5.5	0.43	3.2	2.80	-47%	126%	-13%
Cecil	16.1	17.9	7.65	7.5	10.41	-40%	-14%	39%
Charles	7.4	7.8	6.62	4.5	4.85	-35%	-18%	8%
Dorchester	17	11.2	11.48	10.5	6.78	-15%	-16%	-35%
Frederick	7.3	6.3	5.12	4.0	2.29	-60%	-30%	-43%
Garrett	21.1	17.1	17.38	10.3	17.15	4%	-5%	66%
Harford	9.3	9.2	7.21	4.2	5.87	-33%	-16%	40%
Howard	3	2.9	1.95	1.5	1.19	-56%	-26%	-20%
Kent	6.7	8.1	5.64	4.1	1.45	-81%	-36%	-65%
Montgomery	4.9	4.2	3.43	2.7	2.30	-42%	-24%	-15%
Prince George's	6.9	6.3	5.37	3.5	4.26	-29%	-17%	22%
Queen Anne's	7.6	2.8	0.64	2.5	1.26	-52%	27%	-50%
Somerset	19.4	18.2	12.50	8.4	6.39	-63%	-32%	-24%
St. Mary's	8.3	9.1	7.06	5.0	4.41	-50%	-24%	-12%
Talbot	9.5	7.3	6.00	5.4	3.45	-52%	-27%	-36%
Washington	13	11.1	10.70	6.7	7.18	-32%	-20%	7%
Wicomico	11.3	10.2	6.48	5.7	2.08	-78%	-35%	-64%
Worcester	8.7	10.5	8.22	6.1	7.73	-23%	-13%	27%
Total	11.2	9.9	7.47	5.3	6.65	-32%	-18%	25%

Table 6

One of Maryland's goals for out-of-home placement is for children to remain close to their homes so they can preserve their family, social, educational, and cultural connections during the period of out-of-home placement. This is not always possible due to the unavailability of resources to suit the child's needs in his or her home jurisdiction or because Kinship and Family Foster Care is available away from the child's home. Of all the children placed in Maryland, Baltimore City is the location of 35% of all out-of-home placements, followed by Baltimore County with 12% of all out-of-home placements (Table 7). The jurisdictions with the highest percentages of youth in placement who remain in their home jurisdictions are all in Western Maryland, including Allegany County (70.90%) and Garrett County (70.59%). At the other end of the spectrum, only 16.67% and 15.15% of youth in placement from Queen Anne's and Worcester Counties, respectively, are in placement in those jurisdictions.

Statewide Placement By Jurisdiction																												
Home Jurisdiction of Children	# children from jurisdiction in placement	% of children Statewide in placements from jurisdiction	Jurisdiction Where Children Were Placed																									
			Allegany	Anne Arundel	Baltimore	Baltimore City	Calvert	Caroline	Carroll	Cecil	Charles	Dorchester	Frederick	Garrett	Harford	Howard	Kent	Montgomery	Prince Georges	Queen Anne's	Somerset	St. Mary's	Talbot	Washington	Wicomico	Worcester	Out-of-State	Unknown
Allegany	134	2%	95	0	3	4	0	0	0	2	0	0	7	0	0	0	0	2	0	0	0	0	8	0	0	9	4	
Anne Arundel	197	4%	2	69	29	37	0	3	0	2	3	6	3	5	0	1	2	4	7	0	1	0	6	2	0	10	1	
Baltimore	714	13%	5	12	339	203	2	8	8	6	2	3	9	6	26	7	1	10	12	0	0	1	0	12	1	1	17	18
Baltimore City	1927	35%	9	47	495	1062	1	2	5	2	7	7	9	9	30	24	1	13	53	1	3	0	1	10	1	0	47	77
Calvert	79	1%	1	2	6	11	32	1	1	1	10	0	2	3	0	0	0	0	5	0	0	1	0	0	0	3	0	
Caroline	33	1%	0	3	2	3	0	17	0	0	0	1	1	1	0	0	0	0	0	0	0	0	1	1	0	0	3	
Carroll	83	1%	4	0	14	13	0	0	32	0	0	1	4	2	1	0	0	2	0	0	0	0	7	0	0	2	0	
Cecil	150	3%	1	0	12	21	0	6	0	77	0	0	2	0	7	0	4	2	5	1	0	0	1	1	0	6	3	
Charles	110	2%	0	2	15	12	1	0	0	0	44	3	1	2	0	0	1	3	10	0	0	1	0	6	1	0	2	3
Dorchester	37	1%	1	0	6	5	0	5	0	0	10	1	0	0	0	0	1	0	0	0	0	1	0	6	0	0	1	
Frederick	153	3%	5	0	10	12	0	2	0	1	0	0	67	2	0	4	0	12	6	0	0	1	0	19	1	0	9	2
Garrett	68	1%	4	0	1	0	0	0	0	0	0	0	48	1	0	0	0	0	0	0	0	0	2	0	0	8	4	
Harford	211	4%	4	2	38	27	0	1	0	13	0	0	4	3	99	0	0	2	1	0	0	0	1	0	0	7	8	
Howard	84	2%	0	1	21	17	0	0	1	1	0	1	1	2	0	19	0	7	2	0	0	0	3	0	0	1	4	
Kent	14	0%	0	0	0	1	0	3	0	1	0	0	2	0	0	0	7	0	0	0	0	0	0	0	0	0	1	
Montgomery	572	10%	13	2	52	25	3	9	1	6	1	0	23	9	1	3	3	321	49	0	0	0	14	1	0	17	15	
Prince George's	581	10%	6	5	65	49	2	1	1	8	12	0	14	4	3	6	3	25	326	0	0	0	6	1	0	13	25	
Queen Anne's	6	0%	0	1	0	0	0	1	0	0	0	0	1	0	0	0	0	0	0	1	0	0	0	0	0	0	0	
Somerset	32	1%	1	0	1	3	0	1	0	0	0	4	1	0	0	0	0	0	0	8	0	0	0	7	6	0	0	
St. Mary's	104	2%	3	1	12	16	0	1	0	0	5	0	4	2	0	0	0	5	9	0	0	42	0	0	1	0	2	
Talbot	23	0%	0	0	0	2	0	7	0	0	0	4	0	1	0	0	1	0	0	1	0	0	6	0	0	1	0	
Washington	157	3%	7	0	8	10	0	0	0	0	0	1	9	5	0	1	0	5	1	0	0	0	0	103	0	0	2	3
Wicomico	62	1%	5	0	12	4	0	1	1	0	0	4	4	2	1	0	0	1	2	0	0	0	1	19	0	3	1	
Worcester	33	1%	1	0	4	3	0	1	0	0	0	2	0	0	0	0	0	1	0	0	0	1	0	15	5	0	0	
Out-of-State	16	0%	0	0	5	3	0	0	0	0	0	0	1	1	1	0	0	1	0	0	0	0	1	0	0	3	0	
Unknown	0	0%	0	0	0	0	0	0	0	0	0	0	0	0	0	0	0	0	0	0	0	0	0	0	0	0	0	
Grand Total	5580	100%	167	147	1150	1543	41	70	50	120	84	47	163	114	170	65	23	414	491	4	12	46	9	201	58	12	160	229
% of children from jurisdiction			70.90%	35.03%	47.48%	55.11%	40.51%	51.52%	38.55%	51.33%	40.00%	27.03%	43.79%	70.59%	46.92%	22.62%	50.00%	56.12%	56.11%	16.67%	26.00%	40.38%	26.09%	65.61%	30.65%	15.15%	18.75%	N/A
% children Statewide in all			2.99%	2.63%	20.61%	27.65%	0.73%	1.25%	0.90%	2.15%	1.51%	0.84%	2.92%	2.04%	3.05%	1.16%	0.41%	7.42%	8.80%	0.07%	0.22%	0.82%	0.16%	3.60%	1.04%	0.22%	2.87%	4.10%

Table 7

## Out-of-State Placements

This year’s Report examines systemic trends in out-of-State placements. It does not address individual cases. The individual agencies have shared additional details in their respective sections within this Report.

Out-Of-State Placements by Agency on 1/31/2017						
	Community-Based Placements	Family Home	Hospitalization	Non-Community-Based Placements	Other	All Placements
Department of Human Services	27	65	11	6	0	109
Department of Juvenile Services	0	0	0	41	0	41
Developmental Disabilities Administration	0	0	0	0	0	0
Behavioral Health Administration	0	0	0	5	0	5
Maryland State Department of Education	0	0	0	10	0	10
Total	27	65	11	62	0	165

Table A

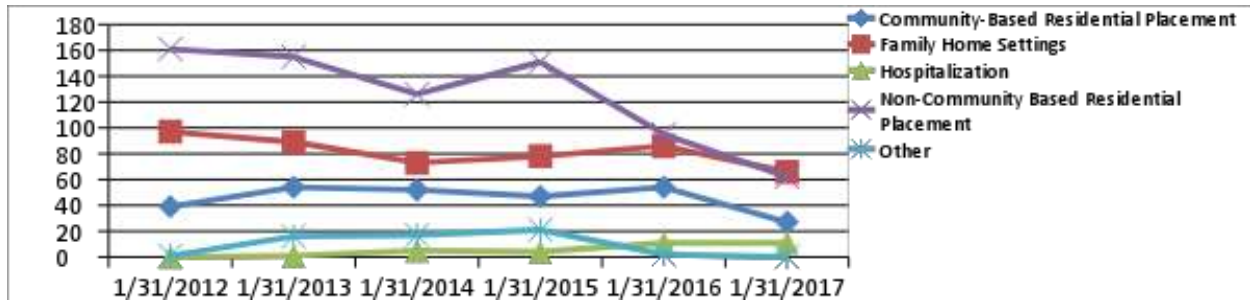
**At the point in time count, out-of-State placements had decreased by 33% from last year, from 248 to 165.** On January 1, 2017, of these 165 placements, 65 were Family Home setting placements – *e.g.*, youth who were placed with relatives or adopted in another state. This is the least restrictive type of placement and the most preferable setting wherever possible. Out-of-State Family Home placements decreased from 86 to 65 this year.

Eleven (11) placements were to hospitals. As noted in last year’s report, State agencies do not make the decision to place a youth out-of-State via hospitalization; that decision is made by the child’s treating physician. The reasons for hospitalizing a child out-of-State often depend on geography. A child whose family lives closer to Washington, D.C., for example, may be hospitalized there rather than in a Maryland hospital. Five (5) of these placements were to inpatient medical care and six (6) were to inpatient psychiatric care.

Twenty-seven (27) placements were by Human Services to Community-Based providers. Two (2) youth went to college out-of-State. One (1) went to Job Corps, the national job training program. One (1) went to a therapeutic group home. The majority of Community-Based placements out-of-State were to residential group homes. Twenty-three (23) youth were placed in these settings. These placements are included in Appendix B, Capacity Utilization.

Sixty-two (62) placements were to Non-Community-Based agencies. These placements included six (6) by Human Services, 10 supported by Education, and five (5) by Behavioral Health. The 41 remaining placements were court-ordered placements made by Juvenile Services.

The out-of-State placement figures reported here represent placements on January 31, 2017 and do not reflect additional efforts by child-serving agencies to further reduce the number of out-of-State placements throughout 2017. It is anticipated that next year’s figure will decrease more significantly.

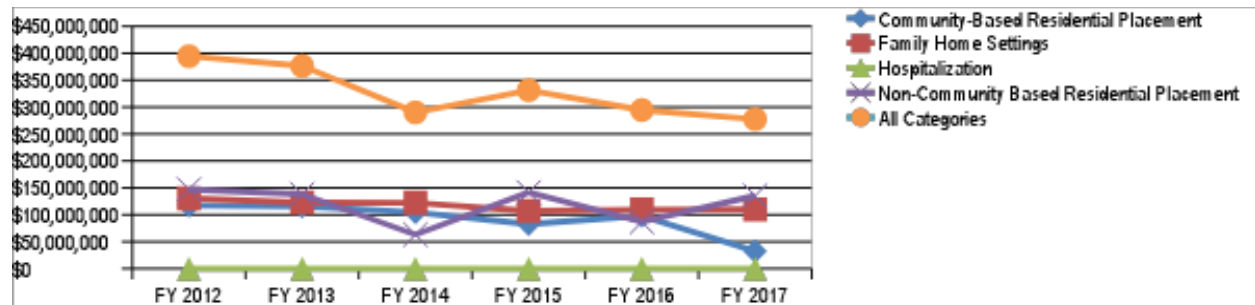


Category	1/31/2012	1/31/2013	1/31/2014	1/31/2015	1/31/2016	1/31/2017	Average Change	Last Year Change
Community-Based Residential Placement	39	54	52	47	54	27	-1.99%	-50.00%
Family Home Settings	97	89	73	78	86	65	-6.48%	-23.26%
Hospitalization	0	1	5	4	11	11	NA	0.00%
Non-Community Based Residential Placement	161	155	126	151	95	62	-14.88%	-34.74%
Other	1	16	17	21	2	0	267.86%	-100.00%
All Categories	298	315	273	301	248	165	-9.61%	-33.06%

Table 8

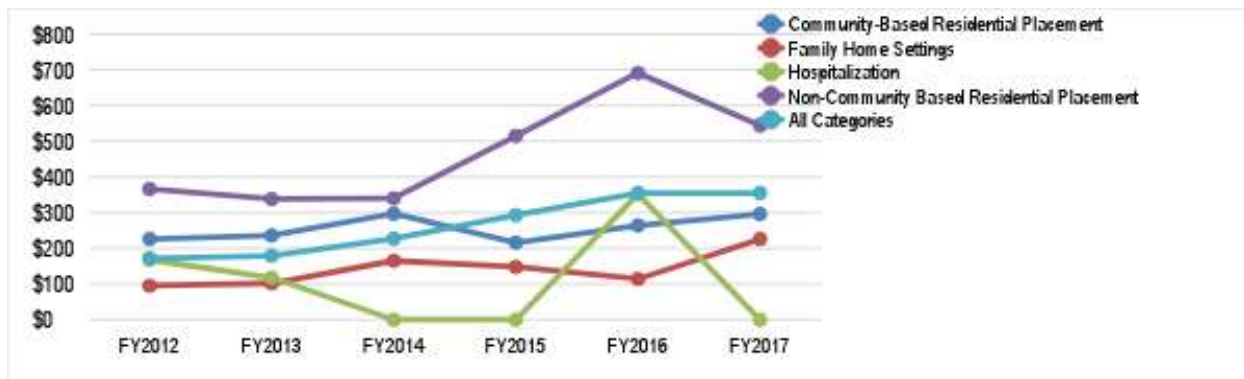
### In-State and Out-of-State Costs

Placement costs for both in-State and out-of-State placements have been driven down since their peak in FY2009, due to the decrease in the number of children entering out-of-home placements. While the cost of in-State, non-community-based residential placements caused a brief spike in overall costs in FY2015, costs are once again on a downward trajectory. While the cost per bed day has increased across most categories, **overall expenditures have decreased from FY 2016 - FY 2017 due to fewer placements.**



Category	FY2012	FY2013	FY 2014	FY2015	FY2016	FY2017	Average Change	Last Year Change
Community-Based Residential Placement	\$117,152,599	\$115,749,751	\$104,784,520	\$82,659,681	\$98,081,692	\$32,187,204	-16.06%	-67.18%
Family Home Settings	\$130,233,996	\$122,415,468	\$122,192,288	\$107,141,111	\$109,620,603	\$110,164,037	-3.14%	0.50%
Hospitalization	\$14,946	\$41,220	\$2,082	\$0	\$79,220	\$0	NA	-100.00%
Non-Community Based Residential Placement	\$147,085,835	\$138,213,891	\$63,113,560	\$141,443,480	\$86,727,368	\$135,224,277	16.20%	55.92%
All Categories	\$394,487,375	\$376,420,330	\$290,092,450	\$331,353,710	\$294,508,883	\$277,575,518	-6.03%	-5.75%

Table 9



Statewide Costs Per Bed Day								
Category	FY2012	FY2013	FY2014	FY2015	FY2016	FY2017	Average Change	Last Year Change
Community-Based Residential Placement	\$226	\$236	\$297	\$216	\$264	\$296	22.22%	12.12%
Family Home Settings	\$95	\$102	\$165	\$148	\$114	\$226	26.82%	98.25%
Hospitalization	\$168	\$118	<\$1	\$0	\$352	\$0	NA	-100.00%
Non-Community Based Residential Placement	\$366	\$338	\$340	\$515	\$691	\$544	11.46%	-21.27%
All Categories	\$172	\$179	\$227	\$293	\$355	\$355	16.22%	0.00%

Table 10

## Statewide Strategies

Maryland’s child and family-serving agencies provide a continuum of care to meet an array of needs along a wide spectrum. A goal of the Report is to ensure that the State is using data to drive its policies related to out-of-home placements. The Children’s Cabinet working to address out-of-home and out-of-State placements by re-establishing the interagency collaboration and development of quality educational, treatment, and residential services in Maryland so that children with intensive needs continue to be served in the least restrictive setting appropriate to their individual needs. The Interagency Placement Committee has been charged with:

- Reviewing recommendations for out-of-State placements;
- Coordinating the monitoring of out-of-State placements;
- Providing training to the Local Care Teams; and,
- Identifying in-State placement needs.

Additionally, there will be coordination with local representatives to ensure that all options are exhausted before an out-of-home or out-of-State placement is recommended. The Children’s Cabinet is strengthening the Local Care Team process to ensure interagency service planning and coordination for children and youth, briefly presented in Appendix C.

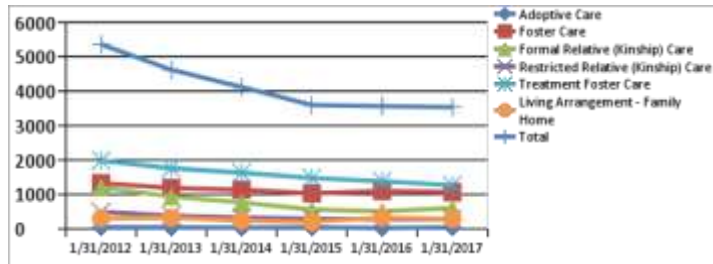
In the remainder of this Report, State agencies will describe how they meet the needs of the children in their care and the challenges faced. The following is a summary of the State agencies’ strategies for improving the efficiency and effectiveness of the State network.



Agency	Strategies
Department of Human Services	<ul style="list-style-type: none"> <li>● Offer options for substance use treatment programs that accept parents and children together.</li> <li>● Create a trauma-informed system that uses standardized assessments to identify services and supports for children and families to prevent out-of-home care and re-entries into out-of-home care as well as to improve well-being.</li> <li>● Support evidence-based programs such as <i>Functional Family Therapy</i>, <i>Incredible Years</i>, and <i>Nurturing Parenting</i> to promote family preservation – community-based programs for families experiencing difficulty in meeting the basic needs of their children and at-risk for child abuse and/or neglect.</li> </ul>
Department of Juvenile Services	<ul style="list-style-type: none"> <li>● Enhance the <i>Functional Family Therapy</i> and <i>Multisystemic Therapy</i> programs to address substance abuse.</li> <li>● Add a security fence at the Savage Mountain Youth Center, which will allow certain youth to remain in-State.</li> <li>● A new facility for a secure program for females.</li> <li>● Trauma training for facility staff to address population needs and hopefully reduce the ejections that can result in out-of-State placement.</li> <li>● Coordinate with the Department of Health on certain substance abuse cases requiring medication assisted treatment, resulting in consultation with local health departments on services available and gaps in service availability; and increased utilization of in-State.</li> <li>● Work with partner agencies to increase Residential Treatment Center capacity to address aggressive behaviors, low IQ, Fetal Alcohol Spectrum Disorders; substance abuse treatment facilities that can offer medication assisted treatment and can serve youth with co-occurring mental health and addiction treatment needs.</li> <li>● Improved referral packets seem to help in getting successful placements.</li> <li>● Technical assistance for Local Care Teams; cross-training for agencies about each agency's mission, organization, continuum and services.</li> </ul>
Developmental Disabilities Administration	<ul style="list-style-type: none"> <li>● Identify youth early before they age-out of support systems.</li> <li>● The Family Support waiver will allow the Administration to fund low-cost services to support families through the challenges that they might face with their child with disabilities.</li> <li>● Continue to work with other agencies and community resources to allow children to remain in their homes.</li> <li>● Work to develop new resources to allow children to remain in their homes.</li> </ul>
Maryland State Department of Education	<ul style="list-style-type: none"> <li>● Continue to work with Maryland providers of services to children diagnosed with autism through the Autism Waiver.</li> <li>● Continue to support local school systems to enhance services and supports for students to remain in their community schools.</li> <li>● Support cross-agency collaboration to ensure the development of</li> </ul>

Agency	Strategies
	community-based and residential programs to meet the needs of students typically placed out-of-State and to facilitate the return of these students to Maryland programs and schools.
Behavioral Health Administration	<ul style="list-style-type: none"> <li data-bbox="435 363 1409 501">● The Administration has a lead staff position dedicated to minimizing the need for out-of-State placements and to returning all children in placement or hospitalization to community treatment as soon as clinically appropriate.</li> </ul>

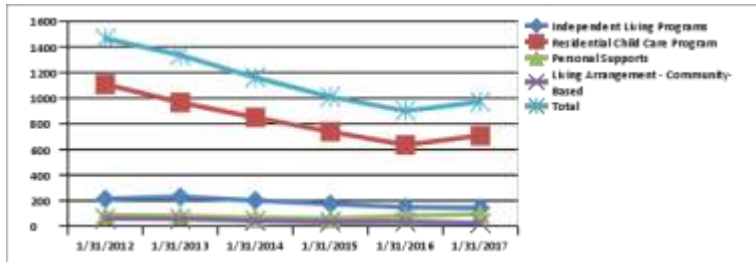
## Maryland State Placement Trends by Category



**Statewide Family Home Settings Placement Trends**

Subcategory	1/31/12	1/31/13	1/31/14	1/31/15	1/31/16	1/31/17	Average Change	Last Year Change
Adoptive Care	47	37	32	41	23	39	3.80%	69.57%
Foster Care	1,327	1,185	1,132	1,029	1,097	1,063	-4.15%	-3.10%
Formal Relative (Kinship) Care	1,207	936	761	557	508	602	-11.65%	18.50%
Restricted Relative (Kinship) Care	491	382	326	293	276	278	-10.41%	0.72%
Treatment Foster Care	1,981	1,757	1,627	1,477	1,382	1,269	-8.51%	-8.18%
Living Arrangement - Family Home	306	322	236	197	330	283	3.05%	-14.24%
<b>Total</b>	<b>5,359</b>	<b>4,619</b>	<b>4,114</b>	<b>3,594</b>	<b>3,563</b>	<b>3,534</b>	<b>-7.81%</b>	<b>-0.81%</b>

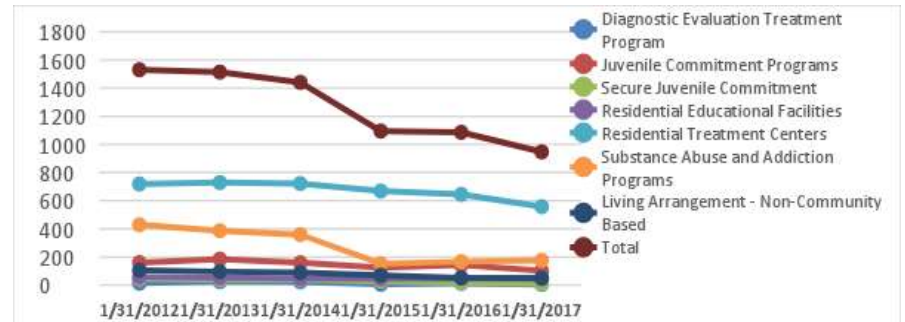
**Table 11**



**Statewide Community-Based Placement Trends**

Subcategory	1/31/12	1/31/13	1/31/14	1/31/15	1/31/16	1/31/17	Average Change	Last Year Change
Independent Living Programs	213	230	201	174	149	143	-7.29%	-4.03%
Residential Child Care Program	1,108	966	849	738	635	707	-8.12%	11.34%
Personal Supports	84	81	68	62	80	95	3.87%	18.75%
Living Arrangement - Community-Based	60	58	43	35	37	26	-14.36%	-29.73%
<b>Total</b>	<b>1,465</b>	<b>1,335</b>	<b>1,161</b>	<b>1,009</b>	<b>901</b>	<b>971</b>	<b>-7.59%</b>	<b>7.77%</b>

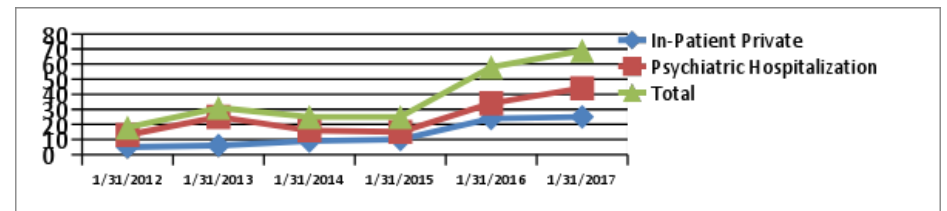
**Table 12**



**Statewide Non-Community-Based Placement Trends**

Subcategory	1/31/12	1/31/13	1/31/14	1/31/15	1/31/16	1/31/17	Average Change	Last Year Change
Diagnostic Evaluation Treatment Program	14	25	24	6	13	5	10.94%	-61.54%
Juvenile Commitment Programs	160	185	159	125	142	102	-6.88%	-28.17%
Secure Juvenile Commitment	45	39	41	27	18	11	-22.91%	-38.89%
Residential Educational Facilities	58	53	47	45	49	44	-5.10%	-10.20%
Residential Treatment Centers	719	729	722	669	645	558	-4.80%	-13.49%
Substance Use and Addiction Programs	429	387	359	152	167	177	-11.77%	5.99%
Living Arrangement - Non-Community Based	106	96	89	71	52	50	-13.51%	-3.85%
<b>Total</b>	<b>1,531</b>	<b>1,514</b>	<b>1,441</b>	<b>1,095</b>	<b>1,086</b>	<b>947</b>	<b>-8.71%</b>	<b>-12.80%</b>

**Table 13**

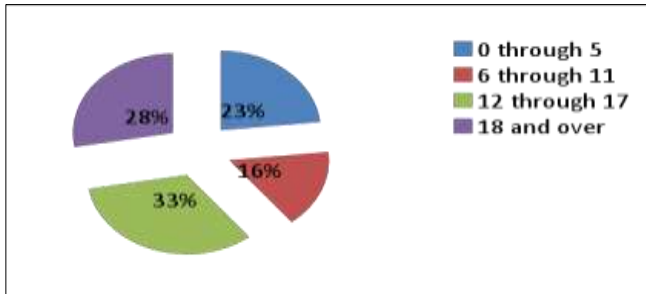


**Statewide Hospitalization Trends**

Subcategory	1/31/12	1/31/13	1/31/14	1/31/15	1/31/16	1/31/17	Average Change	Last Year Change
In-Patient Private	5	6	9	10	24	25	45.06%	4.17%
Psychiatric Hospitalization	13	25	16	15	34	44	41.23%	29.41%
<b>Total</b>	<b>18</b>	<b>31</b>	<b>25</b>	<b>25</b>	<b>58</b>	<b>69</b>	<b>40.77%</b>	<b>18.97%</b>

**Table 14**

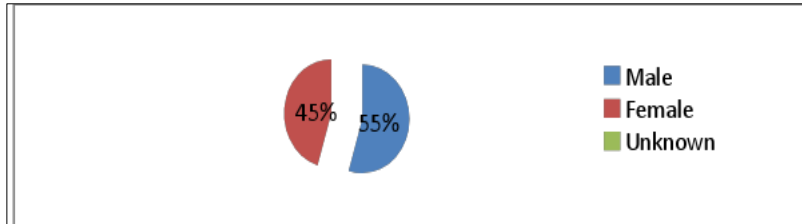
### Age



Statewide Age Trends								
Age	1/31/2012	1/31/2013	1/31/2014	1/31/2015	1/31/2016	1/31/2017	Average Change	Last Year Change
0 through 5	1,616	1,481	1,346	1,227	1,268	1,304	-4.03%	2.84%
6 through 11	1,116	1,034	881	857	861	885	-4.32%	2.79%
12 through 17	3,639	3,201	2,631	2,481	2,264	1,837	-12.63%	-18.86%
18 and over	2,304	2,107	1,891	1,486	1,470	1,554	-7.12%	5.71%
Total	8,675	7,823	6,749	6,051	5,863	5,580	-8.37%	-4.83%

Table 15

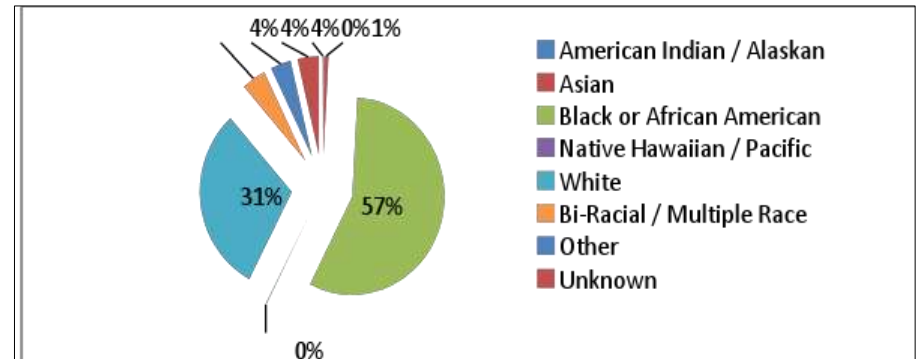
### Gender



Statewide Gender Trends								
Gender	1/31/12	1/31/13	1/31/14	1/31/15	1/31/16	1/31/17	Average Change	Last Year Change
Male	4,815	4,370	3,768	3,341	3,281	2,844	-9.89%	-13.32%
Female	3,859	3,453	2,979	2,706	2,572	2,356	-9.35%	-8.40%
Unknown	1	0	2	4	10	0	NA	-100.00%
Total	8,675	7,823	6,749	6,051	5,863	5,200	-9.66%	-11.31%

Table 16

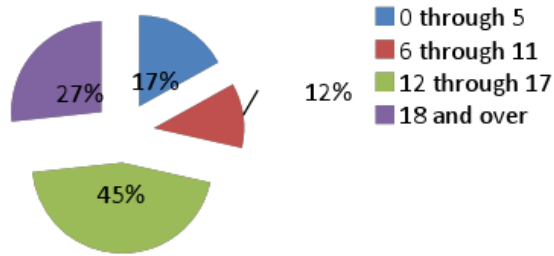
### Race



Statewide Race Trends								
Race	1/31/12	1/31/13	1/31/14	1/31/15	1/31/16	1/31/17	Average Change	Last Year Change
American Indian / Alaskan	6	6	7	7	2	4	9.05%	100.00%
Asian	30	32	34	28	35	45	9.77%	28.57%
Black or African American	5,643	4,949	4,203	3,662	3,502	3,164	-10.85%	-9.65%
Native Hawaiian / Pacific	5	3	3	3	17	5	71.22%	-70.59%
White	2,388	2,247	1,952	1,781	1,785	1,714	-6.31%	-3.98%
Bi-Racial / Multiple Race	267	236	233	259	263	239	-1.86%	-9.13%
Other	227	220	191	181	166	200	-1.86%	20.48%
Unknown	109	130	126	130	153	209	14.73%	36.60%
Total	8,675	7,823	6,749	6,051	5,923	5,580	-8.36%	-5.79%

Table 17

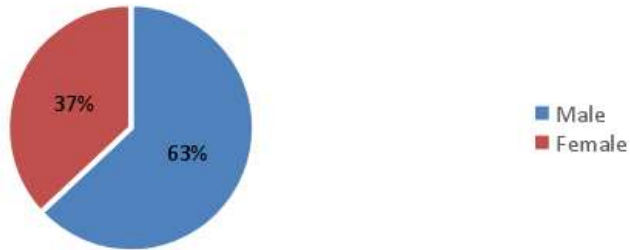
### Age



Maryland Out-of-State Age Trends								
Age	1/31/12	1/31/13	1/31/14	1/31/15	1/31/16	1/31/17	Average Change	Last Year Change
0 through 5	28	29	39	30	41	28	3.99%	-31.71%
6 through 11	25	28	13	16	22	19	1.07%	-13.64%
12 through 17	155	146	116	155	95	74	-10.71%	-22.11%
18 and over	90	112	105	100	90	44	-9.54%	-51.11%
Total	298	315	273	301	248	165	-9.69%	-33.47%

Table 18

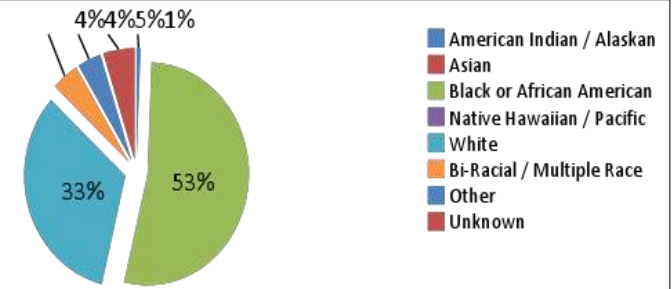
### Gender



Maryland Out-of-State Gender Trends								
Gender	1/31/12	1/31/13	1/31/14	1/31/15	1/31/16	1/31/17	Average Change	Last Year Change
Male	221	218	187	213	156	104	-12.35%	-33.33%
Female	77	97	84	88	92	61	-2.36%	-33.70%
Unknown	0	0	2	0	0	0	NA	NA
Total	298	315	273	301	248	165	-9.69%	-33.47%

Table 19

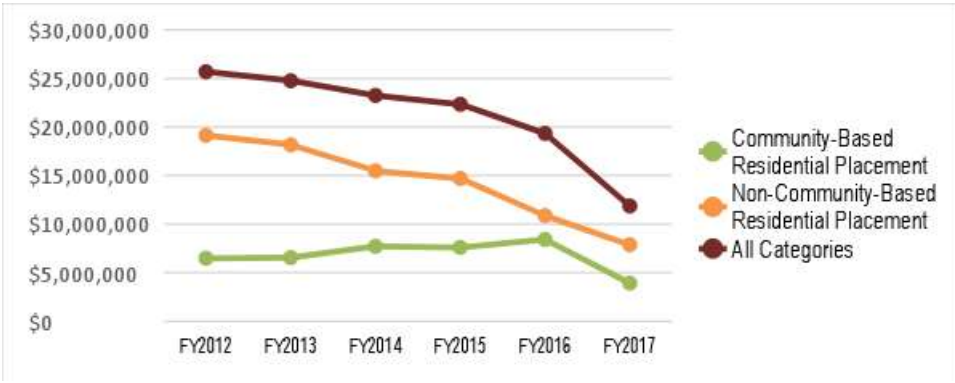
### Race



Maryland Out-of-State Race Trends								
Race	1/31/12	1/31/13	1/31/14	1/31/15	1/31/16	1/31/17	Average Change	Last Year Change
American Indian / Alaskan	0	0	0	0	0	1	NA	NA
Asian	1	0	1	1	1	0	NA	-100.00%
Black or African American	223	180	192	146	146	88	-14.61%	-39.73%
Native Hawaiian / Pacific	0	0	0	0	0	0	NA	NA
White	74	74	83	76	76	55	-3.33%	-27.63%
Bi-Racial / Multiple Race	6	8	8	5	5	7	7.17%	40.00%
Other	8	9	15	15	15	6	10.50%	-60.00%
Unknown	3	2	2	5	5	8	75.33%	60.00%
Total	315	273	301	248	248	165	-11.08%	-45.18%

Table 20

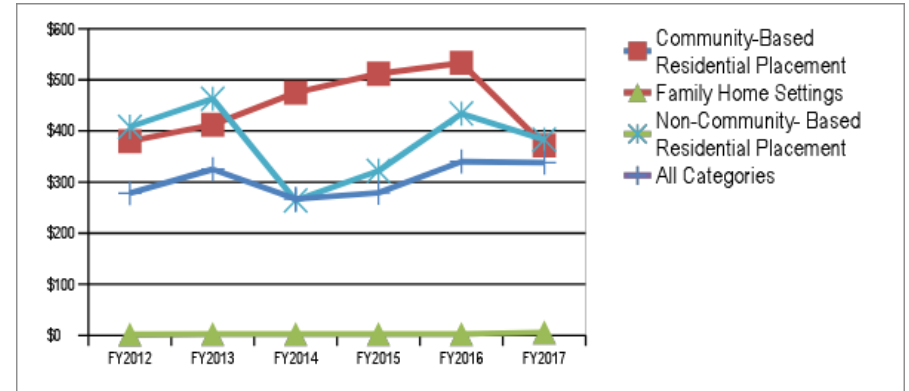
### Total Costs



Statewide Out-of-State Total Costs								
Category	FY2012	FY2013	FY2014	FY2015	FY2016	FY2017	Average Change	Last Year Change
Community-Based Residential Placement	\$6,481,015	\$6,545,427	\$7,710,073	\$7,591,836	\$8,411,997	\$3,906,819	-5.10%	-53.56%
Family Home Settings	\$65,818	\$56,033	\$47,603	\$47,092	\$56,185	\$83,203	7.28%	48.09%
Hospitalization	\$0	\$0	\$0	\$0	\$0	\$0	NA	NA
Non-Community-Based Residential Placement	\$19,139,903	\$18,157,431	\$15,490,295	\$14,692,685	\$10,867,431	\$7,869,601	-15.72%	-27.59%
Not Available	\$0	\$0	\$0	\$0	\$0	\$0	NA	NA
All Categories	\$25,686,736	\$24,758,892	\$23,247,971	\$22,331,613	\$19,335,613	\$11,859,623	-13.15%	-38.66%

Table 21

### Per Bed-Day



Statewide Out-of-State Costs Per Bed Day								
Category	FY2012	FY2013	FY2014	FY2015	FY2016	FY2017	Average Change	Last Year Change
Community-Based Residential Placement	\$380	\$412	\$475	\$512	\$533	\$372	1.08%	-30.21%
Family Home Settings	\$2	\$3	\$3	\$3	\$3	\$6	30.00%	100.00%
Hospitalization	NA	NA	NA	NA	NA	NA	NA	NA
Non-Community-Based Residential Placement	\$408	\$463	\$264	\$322	\$434	\$383	3.10%	-11.75%
Not Available	NA	NA	NA	NA	NA	NA	NA	NA
All Categories	\$278	\$325	\$267	\$279	\$340	\$338	4.97%	-0.59%

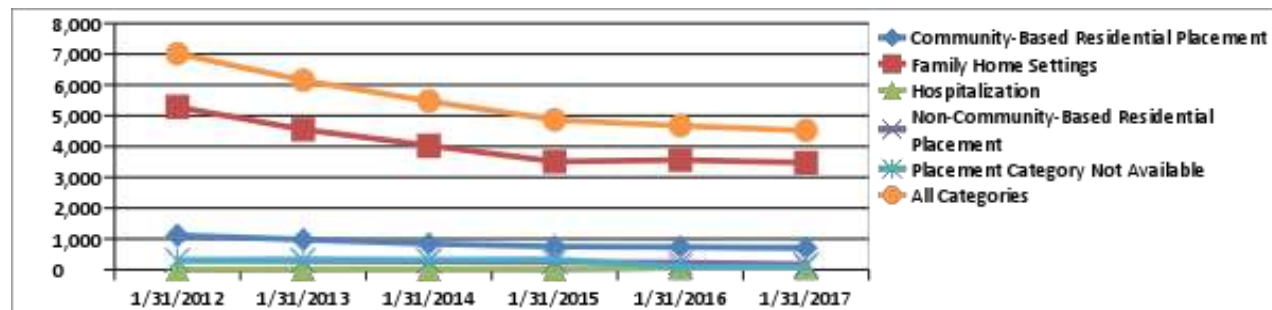
Table 22

## Department of Human Services Summary

The Department of Human Services prioritizes child safety, permanency, and well-being for children and families and is committed to ensuring that children and youth are kept with their families whenever safe and possible. This is one of the central principles of the Department’s Place Matters and Family Centered Practice initiatives. **Since implementing Place Matters, the number of children in the Department of Human Services out-of-home care has decreased 54% (10,330 in July 2007 to 4,501 in June 2017).**<sup>4</sup>

Maryland’s Family-Centered Practice model is a fundamental component of Human Services’ and the local departments of social services’ work with families. Workers develop individualized service plans based on comprehensive assessments of the families’ strengths and needs, with goals of increasing families’ capacities to protect their children. Family Involvement Meetings are held to engage families in service plan development, especially when safety/risk issues are severe enough that a child may be removed from the home. When out-of-home placement is necessary, the first choice is always a family home (family foster home or relative placement).

Family Involvement Meetings and other Family Centered Practice approaches strengthen families by bringing additional resources to families and helping children stay with their families of origin or relatives. These efforts are designed to reduce risk factors which lead to abuse and neglect, increase safety for children, and avoid out-of-home placement or reduce time in care.

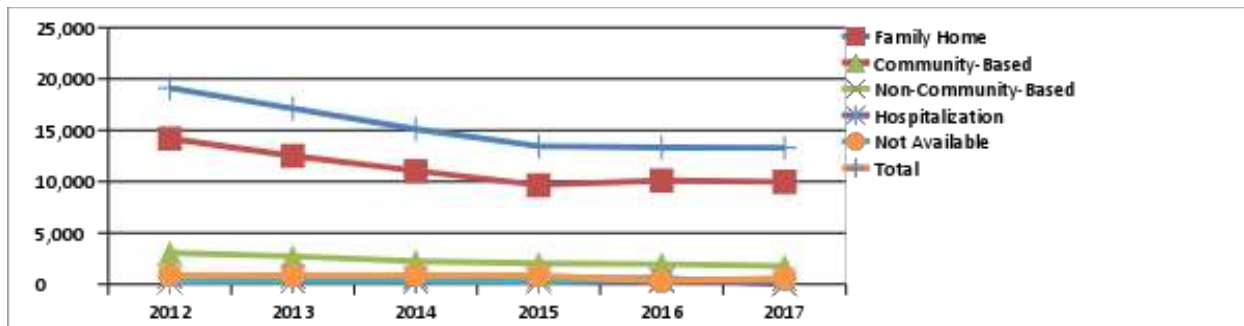


Human Services Placement Trends								
Category	1/31/2012	1/31/2013	1/31/2014	1/31/2015	1/31/2016	1/31/2017	Average Change	Last Year Change
Community-Based Residential Placement	1,116	978	842	753	740	710	-8.52%	-4.05%
Family Home Settings	5,286	4,548	4,024	3,514	3,563	3,472	-7.86%	-2.55%
Hospitalization	11	22	17	20	54	65	57.06%	20.37%
Non-Community-Based Residential Placement	299	279	272	250	223	181	-9.38%	-18.83%
Placement Category Not Available	302	324	322	328	92	94	-12.25%	2.17%
All Categories	7,014	6,151	5,477	4,865	4,672	4,522	-8.32%	-3.21%

Table 23

Most children – an average of 75% over the last six years – in Human Services out-of-home care are in family homes (Table 23). The Family Centered Practices of child and family inclusion in case planning and decision-making have been crucial in achieving these goals.

<sup>4</sup> Families Blossom \*Place Matters data June 2017; Human Services.



Human Services Total Served								
Category	2012	2013	2014	2015	2016	2017	Average Change	Last Year Change
Family Home	14,178	12,498	11,039	9,661	10,111	9,081	-7.86%	-7.94%
Community-Based	3,074	2,719	2,235	2,029	1,970	2,072	-6.53%	8.83%
Non-Community-Based	755	751	675	625	552	426	-9.75%	-19.02%
Hospitalization	232	297	294	260	372	416	16.65%	24.73%
Not Available	877	850	866	864	300	567	4.53%	89.33%
Total	19,116	17,115	15,109	13,439	13,305	12,562	-7.41%	-2.81%

Table 24

### Human Services 2017 Highlights

As of January 31, 2017, **the number of children in Human Services out-of-home care is at its lowest point in over 28 years, with a 36% reduction since 2012** (Table 23), and a 56% reduction since 2007.<sup>5</sup> In 2017, 77% of children/youth in Human Services out-of-home care were in family homes, with another 16% in community-based placements (Table 23).

Across all 24 Maryland jurisdictions, 56% of all children in Human Services out-of-home care are placed in their home jurisdiction (Table 26). These placements are in alignment with Place Matters and Family Centered Practice values, which focus on the placement of children close to their families and communities when safe and possible, to maintain relationships and facilitate frequent family visitation. Other children may be placed in adjacent jurisdictions or even out-of-State, which may be closer to a child’s home than a location within the same jurisdiction or state. Additionally, relative placements even out of the jurisdiction (or out-of-State) may be preferable to non-relative placements within the jurisdiction.

The largest proportion of children in Human Services out-of-home care comes from Baltimore City (39%). Another 32% come from the following Counties: Baltimore (13%), Prince George’s (10%), and Montgomery (9%). Each other local department/jurisdiction had less than 5% each of the total Human Services out-of-home population. Prince George’s County placed more than 65% of children within its own jurisdiction and Montgomery County placed 58% of its children within its own jurisdiction as of January 31, 2017. Baltimore City had 57% of its children in care placed within its jurisdiction and Baltimore County placed 49% of children within its county (Table 26).

<sup>5</sup> Families Blossom\*Place Matters data June 2017; Human Services.



Human Services Population Flow					
State Fiscal Year	Placements at Start of FY	Starts in FY (New Placements)	Total Served	Ends in FT (Placement Exits)	Placements at End of FY
2013	6,606	10,509	17,115	11,157	5,958
2014	5,919	9,190	15,109	9,811	5,298
2015	5,248	8,191	13,439	8,635	4,804
2016	4,777	8,528	13,305	8,608	4,700
2017	4,526	8,036	12,562	8,061	4,501
Three-Year Change	-7.11%	-0.83%	-3.29%	-3.33%	-3.20%
Average Yearly Change	-8.99%	-6.27%	-7.34%	-7.68%	-6.70%
Recent Year Change	-5.25%	-5.77%	-5.58%	-6.35%	-4.23%

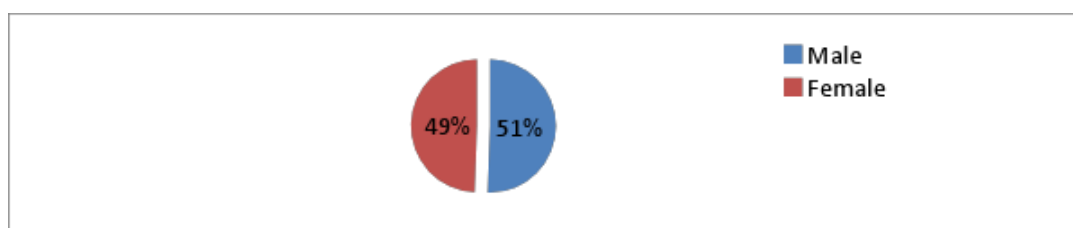
Table 25

Human Services Placement By Jurisdiction																												
Jurisdiction Where Children Were Placed																												
Home Jurisdiction of Children	# children from jurisdiction in placement	% of children Statewide in placements from jurisdiction	Allegany	Anne Arundel	Baltimore	Baltimore City	Calvert	Caroline	Carroll	Cecil	Charles	Dorchester	Frederick	Garrett	Harford	Howard	Kent	Montgomery	Prince George's	Queen Anne's	Somerset	St. Mary's	Talbot	Washington	Wicomico	Worcester	Out-of-State	Unknown
Allegany	116	3%	87	0	1	0	0	0	0	2	0	0	0	5	0	0	0	0	2	0	0	0	0	6	0	0	9	4
Anne Arundel	128	3%	0	66	22	12	0	3	0	2	3	0	0	0	0	1	1	3	7	0	1	0	0	1	1	0	3	1
Baltimore	567	13%	2	12	277	154	2	6	8	6	2	1	3	3	26	5	1	6	11	0	0	1	0	8	1	1	12	18
Baltimore City	1,786	39%	5	47	462	1,023	1	1	5	1	7	4	0	1	30	24	0	6	52	1	3	0	1	3	1	0	31	77
Calvert	58	1%	0	2	4	3	27	1	1	1	10	0	1	0	0	0	0	0	5	0	0	1	0	0	0	0	2	0
Caroline	25	1%	0	3	2	0	0	15	0	0	0	1	0	0	0	0	0	0	0	0	0	0	0	0	1	0	0	3
Carroll	54	1%	3	0	12	7	0	0	23	0	0	0	1	0	1	0	0	1	0	0	0	0	0	4	0	0	2	0
Cecil	133	3%	0	0	10	12	0	5	0	77	0	0	0	7	0	4	1	5	1	0	0	0	0	1	1	0	6	3
Charles	75	2%	0	2	6	5	1	0	0	0	42	1	0	0	0	0	0	1	9	0	0	1	0	2	1	0	1	3
Dorchester	28	1%	0	0	3	1	0	5	0	0	0	10	1	0	0	0	0	1	0	0	0	0	1	0	5	0	0	1
Frederick	91	2%	0	0	6	3	0	1	0	1	0	0	44	1	0	0	0	5	5	0	0	1	0	18	1	0	3	2
Garrett	67	1%	3	0	1	0	0	0	0	0	0	0	0	48	1	0	0	0	0	0	0	0	0	2	0	0	8	4
Harford	176	4%	0	2	28	15	0	0	0	13	0	0	1	1	99	0	0	1	1	0	0	0	0	0	0	0	7	8
Howard	50	1%	0	1	18	6	0	0	1	0	0	0	0	0	10	0	0	6	2	0	0	0	0	2	0	0	0	4
Kent	5	0%	0	0	0	0	0	2	0	1	0	0	1	0	0	0	0	0	0	0	0	0	0	0	0	0	0	1
Montgomery	392	9%	2	2	34	10	3	3	1	4	1	0	11	0	1	3	0	229	48	0	0	0	0	13	1	0	11	15
Prince George's	472	10%	0	4	45	27	2	0	1	7	12	0	4	0	3	6	0	18	307	0	0	0	0	1	0	0	10	25
Queen Anne's	4	0%	0	1	0	0	0	1	0	0	0	0	1	0	0	0	0	0	1	0	0	0	0	0	0	0	0	0
Somerset	24	1%	0	0	0	1	0	1	0	0	0	3	0	0	0	0	0	0	0	0	7	0	0	0	6	6	0	0
St. Mary's	78	2%	1	1	8	4	0	1	0	0	5	0	3	0	0	0	0	4	9	0	0	40	0	0	0	0	0	2
Talbot	20	0%	0	0	0	1	0	7	0	0	0	4	0	0	0	0	1	0	0	1	0	0	5	0	0	0	1	0
Washington	119	3%	1	0	7	5	0	0	0	0	0	0	1	4	0	1	0	2	1	0	0	0	0	93	0	0	1	3
Wicomico	26	1%	0	0	3	0	0	1	1	0	0	2	0	0	1	0	0	0	2	0	0	0	0	0	13	0	2	1
Worcester	28	1%	0	0	3	1	0	1	0	0	0	2	0	0	0	0	0	1	0	0	0	0	1	0	14	5	0	0
Out-of-State	0	0%	0	0	0	0	0	0	0	0	0	0	0	0	0	0	0	0	0	0	0	0	0	0	0	0	0	0
Unknown	0	0%	0	0	0	0	0	0	0	0	0	0	0	0	0	0	0	0	0	0	0	0	0	0	0	0	0	0
Grand Total	4,522	100%	104	143	952	1,290	36	54	41	115	82	28	72	63	169	50	7	284	467	4	11	44	8	154	46	12	109	175
% of children from jurisdiction			75%	52%	49%	57%	47%	60%	43%	58%	56%	36%	48%	72%	56%	20%	0%	58%	65%	25%	29%	51%	25%	78%	50%	18%	NA	NA
% children Statewide in all			2%	3%	21%	29%	1%	1%	1%	3%	2%	1%	2%	1%	4%	1%	0%	6%	10%	0%	0%	1%	0%	3%	1%	0%	2%	4%

Table 26

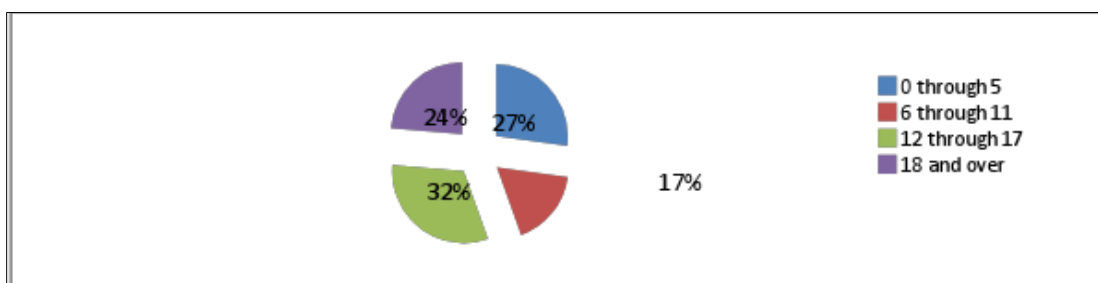
## Human Services Demographics

As of January 31, 2017, 29% of children in Human Services out-of-home care were age 5 and younger; 18% were ages 6 to 11; 31% were ages 12 to 17; and 22% were age 18 and older. Comparing these proportions to last year's data (Table 28), there was a 3% increase in the 0-5 age range however there was a 10.8% decrease in the 18 and older range. Fifty-three percent of youth in Human Services out-of-home care are over the age of 11; this has significant implications for placement needs and challenges. Foster parent skills, therapeutic treatments, and other service needs of older children and youth are different from those of infants, toddlers, and young children.



Human Services All Categories Gender Trends								
Gender	1/31/2012	1/31/2013	1/31/2014	1/31/2015	1/31/2016	1/31/2017	Average Change	Last Year Change
Male	3,531	3,099	2,754	2,456	2,407	2,286	-8.24%	-5.03%
Female	3,482	3,052	2,721	2,407	2,264	2,236	-8.38%	-1.24%
Unknown	1	0	2	2	1	0	NA	-100.00%
Total	7,014	6,151	5,477	4,865	4,672	4,522	-8.32%	-3.21%

Table 27

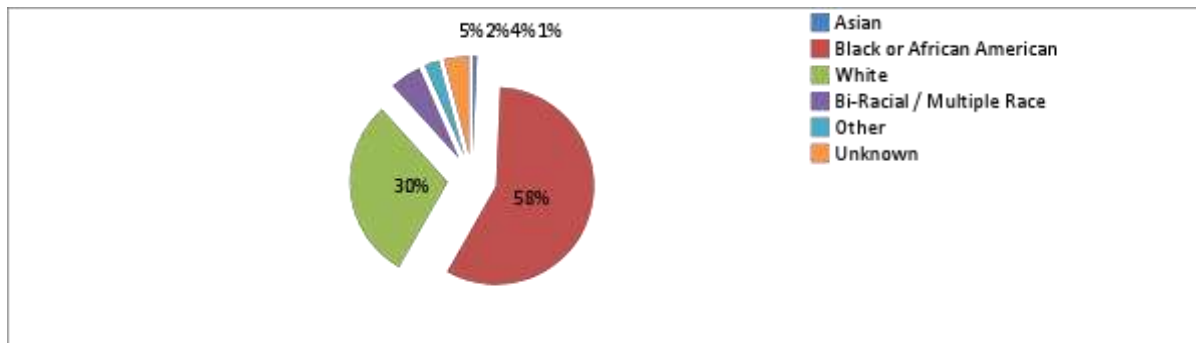


Human Services All Categories Age Trends								
Age	1/31/2012	1/31/2013	1/31/2014	1/31/2015	1/31/2016	1/31/2017	Average Change	Last Year Change
0 through 5	1,615	1,480	1,346	1,226	1,268	1,304	-4.01%	2.84%
6 through 11	1,058	930	870	799	810	827	-4.65%	2.10%
12 through 17	2,476	2,046	1,812	1,628	1,491	1,407	-10.60%	-5.63%
18 and over	1,865	1,695	1,449	1,212	1,103	984	-11.95%	-10.79%
Total	7,014	6,151	5,477	4,865	4,672	4,522	-8.32%	-3.21%

Table 28

Although racial disproportionality remains an issue, the percentages of Black/African-American children in Human Services out-of-home care has been decreasing over the past several years. In 2012, 67% of children in Human Services out-of-home care were Black/African-American; in 2017, the percentage was 58% for the second year in a row. In 2012, 26% of children in Human Services out-of-home care were White; in 2017, 30% were White, which was also equal to the 2016 percentage (Table 29). The increase in the percentage of White children is due to the overall decrease in placements while the decrease in percentage of Black/African American

children in care is greater than the overall decrease in placements. Gender remains nearly evenly split between males (51%) and females (49%) (Table 27).



Human Services All Categories Race Trends								
Race	1/31/2012	1/31/2013	1/31/2014	1/31/2015	1/31/2016	1/31/2017	Average Change	Last Year Change
American Indian / Alaskan	3	5	5	5	1	2	17.33%	100.00%
Asian	20	15	23	17	21	31	14.68%	47.62%
Black or African American	4,705	3,988	3,449	2,940	2,724	2,602	-11.07%	-4.48%
Native Hawaiian / Pacific	3	2	3	3	3	4	10.00%	33.33%
White	1,809	1,698	1,543	1,427	1,414	1,351	-5.63%	-4.46%
Bi-Racial / Multiple Race	264	232	229	257	262	234	-1.99%	-10.69%
Other	136	112	103	101	97	110	-3.64%	13.40%
Unknown	74	99	122	115	150	188	21.41%	25.33%
Total	7,014	6,151	5,477	4,865	4,672	4,522	-8.32%	-3.21%

Table 29

### Placement Subcategory Trends

Tables 24-25 present data on Human Services placements, including total placements during each fiscal year, broken out by placement category, as well as counts of placement entries, placement exits, and the count of children in placement as of the end of each fiscal year. As children may experience more than one placement during a year, they may be counted more than once among New Placements, Total Served, and Placement Exits. Placement exits and new entries often represent a change in placement for a child.

It should be noted that these placement changes often represent a move to a less “restrictive” level” – for example, a child may move from a group home to a family foster home and then to trial home visit with his/her biological parents, in preparation for reunification. Or, a child may need a short-term hospitalization followed by placement into a group home or foster home.

As the total Human Services out-of-home care population has decreased since July 2007, the numbers of family home and community-based placements has correspondingly decreased. Table 23 shows a total Human Services out-of-home population (as of January 31) decrease of 36% from 2012 to 2017; and there was a corresponding 34% decrease in family home placements, a 36% decrease in community-based placements, and a 39% decrease in non-community-based placements since FY2012. The decrease in community-based placements is a result of the Place Matters focus on family home placements for children, and the idea that

every child deserves a family home placement setting. The number of children in hospital settings, however, significantly increased since FY2012. Hospitalizations are relatively uncommon placement settings for children in foster care, depending on their needs — for both years (FY2012 and FY2017), the proportion of children hospitalized for medical reasons averaged 38%, while the proportion of children hospitalized for psychiatric reasons averaged 62%. The increase in hospitalizations over the past couple of years will be monitored as they have increased over the past two years, especially psychiatric. However, most are short term and the number varies based on the point in time when the data is collected. The increase could be due to the increased challenges faced by the children/youth entering out-of-home care.

Well over three-quarters (77%) of children placed out-of-home by Human Services are in Family Homes (placements in a family setting), including:

- Relative/kinship care (paid/restricted/relative and unpaid/formal kinship care);
- Living arrangements (primarily Trial Home Visits with family of origin, but also including own home/apartment);
- Adoptive care (pre-finalized adoptive homes);
- Foster care (emergency, intermediate, regular foster care, and respite care); and,
- Treatment foster care (private and public).

Over the past six years since 2012, the overall number of children placed in Family Home subcategories has decreased, with the greatest average annual decreases in formal relative (Kinship) care (12%), restricted relative (Kinship) care placements (10%), and Treatment Foster Care (8%). In the past year, Adoptive care has increased nearly 70% while family living arrangements (which are primarily trial home visits) have decreased by 14% (Table 32a). As the number of foster children decreases, time will tell whether reunification and guardianship will increase as the primary exits to permanence, followed by exits via adoption.

Table 32b shows community-based placements comprise Human Services' second most-used placement type; an average of 16% of all Human Services children/youth are in community-based placements. For Human Services, this includes: college, JobCorps, independent living residential programs, and residential child care programs (group homes).

Twenty-two percent of all children/youth in Human Services out-of-home care as of January 31, 2017, were older than age 17 (see Table 28); college, JobCorps, and independent living placements are age-appropriate for this population, and therefore least restrictive. Fifty-three percent of youth placed in community-based settings are older than 17 years of age. Youth age 18 and over have a choice to remain in Human Services out-of-home care; they may choose to remain in care until age 21, but are not legally required to do so. Youth are eligible for independent living programs at age 16.

Approximately 1% of children in Human Services out-of-home care are placed in the State's most restrictive placements (Hospitalizations), while an average of 4% are in non-community-based placements such as Residential Treatment Centers, correctional institutions, or secure detention (Table 23). Placements of children/youth in these settings are driven by severe

mental health and medical needs, and/or the juvenile/adult criminal justice system, although past abuse and trauma may contribute to individual children's mental health issues and/or delinquency.

There has also been an average of 2% of child records with incomplete placement information (Table 23) – this includes children on runaway status, as well as children whose placement data has not been fully entered into MD CHESSIE (Human Services' child welfare information system).

### **Human Services Out-of-State Placements**

As the overall number of children placed in Human Services out-of-home care decreases, so does the overall numbers of children placed out-of-State. As of January 31, 2017, 2% of Human Services' foster care population was in out-of-State placements (109 children). As illustrated in Table 47 through Table 49, when compared to recent years, the count of children placed out-of-State in family homes has decreased (by 24% from 2016 to 2017). The number of children in community-based placements decreased by 52% from 2016 to 2017). Non-community-based placements continued to decrease by 54% in 2017 (6 children). This has demonstrated Human Service's commitment to reduce non-community based placements over the past year.

Sixty percent (60%) of the children placed out-of-State (65) were placed in Family Home placements (Table 47). Twenty-five percent (25%) of the children placed out-of-State were placed in Community-Based Placements, primarily Residential Child Care (group home) placements but also independent living, college, and JobCorps placements (Table 48).

Of the children placed out-of-State, 26% were 18 years of age or older. Fifty-two percent of children in community-based placement were over the age of 18 (Table 50). Further, 86% of children placed in family home settings were under the age of 18 (Table 51).

A key factor in determining whether a child will be placed out-of-State is the need of the child. Children placed in out-of-State residential treatment centers and group home facilities present with physical, mental, psychiatric, and educational needs. Of these children, many are on multiple psychotropic medications, have diagnoses of one or more developmental disorders including but not limited to: autism, developmental disabilities, mental health issues, emotional disturbances, and/or learning disabilities.

Residential treatment centers and group homes with expertly trained staff that are equipped and experienced in treating acute medical issues, developmental disabilities, and sex offenders have not existed in Maryland. Therefore, when Human Services' foster children and youth present with these intensive needs, an out-of-State placement has been the most reasonable and appropriate option. In the past year, there has been a concerted effort to reduce placement of children out-of-State and create placements in Maryland that can appropriately meet the needs of these children and youth. This has included a dialogue regarding the special needs of these children and how current Maryland providers can meet their needs. These efforts have increased the in-State capacity to serve children with complex needs and additional capacity is anticipated in the coming months.

## Human Services Costs

Human Services funds only two categories of placements — Family Home and Community-Based Placements, although not all of these placements require funding. Family foster home placements of trial home placement and formal kinship care placements do not require residential funding, nor do some types of community-based placements. Hospitalizations are reimbursable through Medical Assistance, as is the residential portion of residential treatment center placements (non-community-based); the other non-community-based placements of secure detention or correctional institution are mandated and paid for by the juvenile justice system for youth detained, charged, adjudicated, and/or found guilty of criminal or delinquent behavior.

Over the past six fiscal years, Human Services' residential costs have continued to decrease, with an average annual decrease of 4%, and an overall decrease of 18% since 2012 (Table 30). In FY2012, the costs were just over \$215 million (M). By FY2016, the costs decreased to \$177M, and have remained there for FY2017 (Table 30).

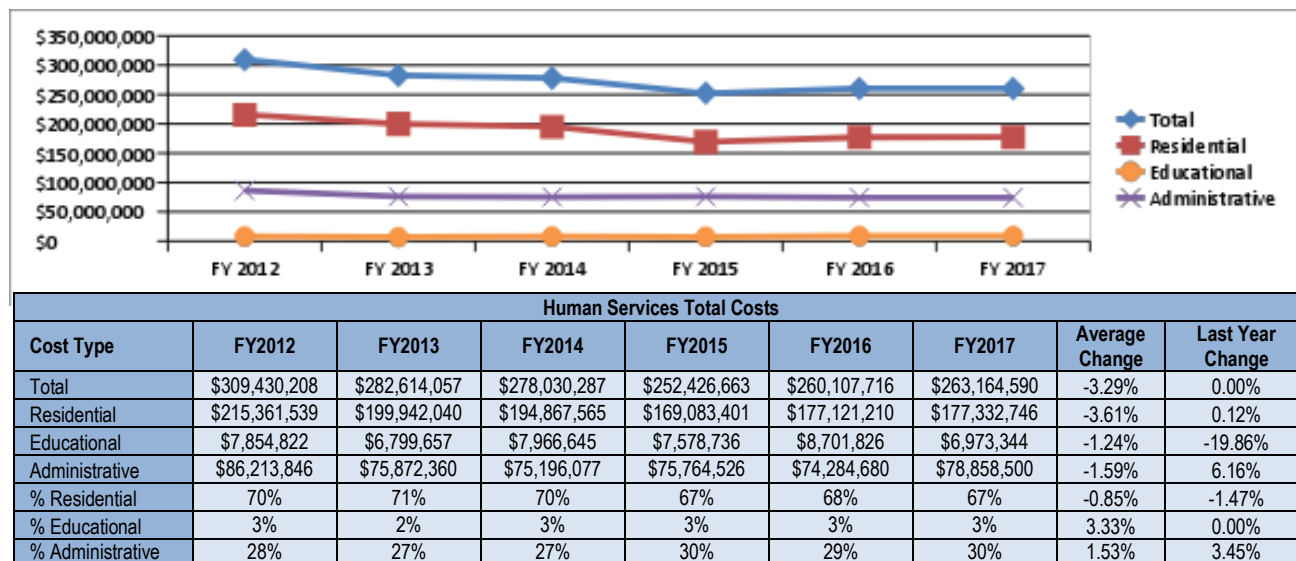
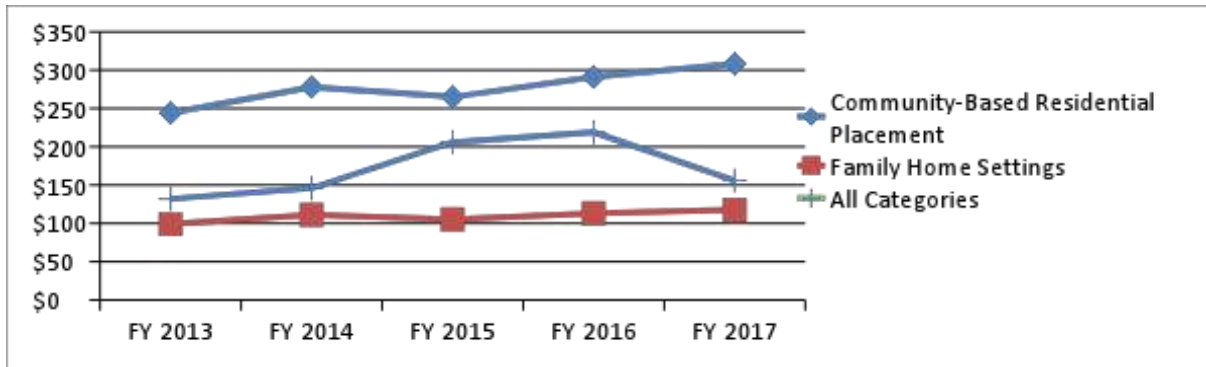


Table 30

Total expenditures, which includes residential as well as education and administrative costs, have mostly decreased over the years, although there is a 1% increase since FY2016. The average annual decrease of total costs is 3%, and an overall decrease of 15% since 2012, to \$260M in FY2017. Education costs have decreased from \$7.9M in FY2012 to \$7.0M in FY2017, while administrative costs have decreased 9% from \$86M in FY2012 to \$79M in FY2017.

Community-Based Placements continue to have a higher per bed day cost than Family Home Placements (Table 59), with a FY2017 average bed day cost of \$308, compared to \$118 for Family Home Placements (only paid placements were included in these averages). While the per diem costs for Community-Based Placements is higher than the family-based placements, it is important to note that the overall cost of Community-Based Placements comprises 40% of all Human Services residential placements costs whereas the cost of family homes comprises 60%, due to the substantially larger number of family home paid placements (Tables 57 and 59).



Human Services All Categories Cost Per Bed-Day Trends								
Category	FY2012	FY2013	FY2014	FY2015	FY2016	FY2017	Average Change	Last Year Change
Community-Based Residential Placement	\$233	\$244	\$278	\$265	\$291	\$308	5.95%	5.97%
Family Home Settings	\$93	\$99	\$111	\$105	\$113	\$118	5.02%	4.34%
Hospitalization	NA	NA	NA	NA	NA	NA	NA	NA
Non-Community Based Residential Placement	NA	NA	NA	NA	NA	NA	NA	NA
Not Available	NA	NA	NA	NA	NA	NA	NA	NA
All Categories	\$124	\$132	\$146	\$206	\$219	\$156	7.14%	-28.77%

Table 31

## Human Services Strategies

The primary goal of Human Services is to prevent maltreatment and out-of-home placement of children and youth. When placement is necessary to protect a child's safety, reunification with the family is the preferred goal. Services that support these goals are the priority of Human Services.

Human Services has identified the following critical areas for increased services:

- Reduce the number of children who enter out-of-home care;
- Reduce the number of children who re-enter out-of-home care; and,
- Children with substance abuse involved parents.

The percentage of children exiting Human Services out-of-home care who re-enter care within 12-months is 18% for FY2017, which is substantially higher than the 11% experienced through FY2010. Human Services is exploring the reasons for this increase and reducing re-entries is a major goal of its new efforts under the IV-E Waiver (details below). For more information about the predictive factors of re-entry after reunification and recommendations that Maryland is considering to reduce re-entries, please see the Department of Human Services' report at [www.family.umaryland.edu/s/Final\\_Reentry-of-Foster-Youth\\_DHR.pdf](http://www.family.umaryland.edu/s/Final_Reentry-of-Foster-Youth_DHR.pdf). In addition, Maryland has begun to focus on addressing the trauma that affects nearly all children in the child welfare system, as well as many parents, caregivers, and caseworkers.

Programs and practices that have proven essential to the effectiveness of Maryland's child welfare services in not only serving the child while in care but also programs and practices that help to aid in the prevention, intervention, and continuation of service to the child after leaving care, are outlined below. These services include but are not limited to: job skills training, educational services, and family centered practices.



Human Services has several current initiatives that address these needs:

1. Award of IV-E Waiver – Human Services received approval for a five-year federal demonstration project that allows Maryland more flexibility in using federal foster care funds to achieve improved safety, permanency, and well-being of vulnerable children. This waiver allows funds that previously only could be used as reimbursement for out-of-home placement to be used for in-home supports, prevention services, and other services that keep children at home safely. The project includes an extensive planning process and began July 1, 2015.
2. Performance-based contracting for residential congregate care providers (also known as group homes) and Child Placement Agencies (treatment foster care and independent living residential programs) increases accountability and quality of community-based out-of-home care.
3. Continuation of the Family-Centered Practice and Place Matters initiatives, which focus on child, youth, and family involvement, natural and community supports, and keeping children in their homes and communities whenever safe and possible. Family Involvement Meetings are used to plan services, identify services, avoid out-of-home placement, and engage the family. Guardianship Assistance Program, Kinship Navigators, and Family Finding are used to avoid out of home placement and/or help children find permanent homes with relatives.
4. Ready by 21 is Maryland’s initiative to ensure that youth are prepared for the transition into adulthood. Focusing on the five core areas of housing, education, finances, health, and mentoring, Ready by 21 provides a framework and key strategies that are implemented at the local level by the local departments of social services and their community partners. Ready by 21 is designed to ensure that youth have the necessary skills and Services to integrate back into their homes and communities when they reunify with the families or to be successful if they emancipate from care at age 21.
5. Additional programs such as Youth Matter, Alternative Response, and tuition waivers further engage and strengthen youth and families.

As a result of obtaining a IV-E Waiver, Human Services is able to move towards an approach that will more effectively achieve the goals outlined in the Strategies section (page 36). The IV-E Waiver will accelerate Human Services’ shift of Services to the “front end” of its service system—to impact families positively at earlier points in time, to avoid adverse family outcomes such as indicated maltreatment and foster care placement. Accompanying this paradigm shift, Human Services will increase the Agency’s sensitivity to trauma among children, families, and case workers, to become a trauma-informed service system.

Through the IV-E Waiver, Human Services has identified areas of need, evidence based practices, program models, and policy updates, to narrow the focus on the critical issues of entry, re-entry, and parental substance abuse. In large part, each model and program design will solely focus on strengthening the family at its core thereby reducing the overall number of children in care; reducing the number of children re-entering care; and addressing the challenge of children with parents who have substance abuse addictions or dependencies.

Below are programs and services designed to address these issues, some of which Human Services is working to create or expand under the IV-E Waiver:

1. Human Services proposes to create a trauma-informed system that uses standardized assessments to identify services and supports for children and families to prevent out-of-home care and re-entries into out-of-home care as well as to improve well-being.
2. Human Services will expand intensive family preservation and post-permanency service, including both prevention and post-permanency services.
3. *SafeCare* is an in-home parenting model for parents with children ages 0-5 who are at risk for or have a history of child abuse or neglect. *SafeCare* provides direct skill training with parents using four modules: health, home safety, parent-child/parent-infant interactions, and problem solving and communication.
4. *Functional Family Therapy* is designed for 11- to 18-year-olds with behavioral health problems including conduct problems and substance abuse problems. *Functional Family Therapy* improves family relationships by teaching families how to promote the safety of their children, improve communication skills and develop skills for solving family problems.
5. *Trauma Focused Cognitive Behavioral Therapy* is a model of psychotherapy for both child and parent participation designed for children ages 3 to 18 who are experiencing negative effects from trauma events and who are experiencing symptoms of Post-Traumatic Stress Disorder, depression, anxiety, grief, or trauma-related shame. Treatment focuses on psycho-education and parenting skills, relaxation techniques, emotional expression and processing/regulation, and coping abilities.
6. *Parent-Child Interaction Therapy* is a behavioral intervention that focuses on decreasing behavior problems, improving child social skills and cooperation, and securing the attachment between parent and child. This model targets children ages 2 to 7 years old with behavior problems and parent-child relationship problems.
7. *Nurturing Parenting* is a group-based and family-centered program proposed for parent and child, ages 5 to 12, who have been reported to the child welfare system. This treatment model focuses on parenting methods contributing to attachment problems, disciplinary problems, neglect of child's basic needs, and lack of supervision. Services to children include targeting and addressing: feelings of low self-worth, bully-like or victim-like behaviors, overprotective or withdrawn behavior, and separation anxiety.
8. *Incredible Years* is focused on strengthening parent competencies in a group-based setting. This program promotes young children's social, emotional, and academic competencies and prevents the development of conduct problems. The target population is high-risk children ages 2 to 12 and their parents.

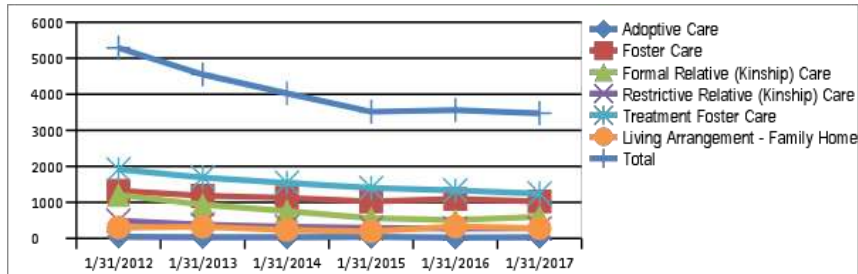
In addition, Human Services provides many supplementary services to children who are involved with out-of-home care. Requests for these services addresses needs at the individual level.

### Challenges

Human Services continues to face challenges as the needs of children and families change. Through the IV-E Waiver process, Human Services has identified the following gaps in services:

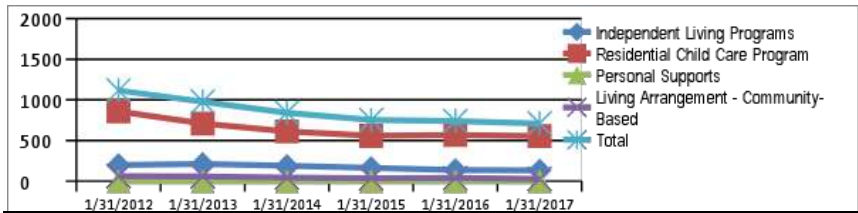
- Human Services cares for child victims of human sex trafficking, including investigating allegations of this type of child abuse, working with local and federal law enforcement, providing services, and providing out-of-home placements for these victims when needed. As a result, Human Services has issued a Statement of Need Request for Proposals and it is anticipated that services will be in place by the end of FY2018.
- Foster and adoptive parents continue to be needed for teens, sibling groups, medically fragile children, and Spanish-speaking children.
- Community services are needed for biological families – for those involved in child welfare as well as for those not involved. Mental health, substance abuse, anger management, and financial management services are needed. It is anticipated that the newly-reinforced Local Care Team process will address access to interagency services such as these.
- Transportation is cited as a need in every jurisdiction – both intra- and inter-jurisdiction public transportation, for both parents and older youth.
- Job training, employment opportunities, and low-cost housing are needed for both older youth and families.
- Lastly, in terms of placement types, there is a need for immediate access to substance abuse treatment programs that accept parents and children together.

In summary, Human Services is taking the next steps in building its service system to address the needs of children and families earlier and incorporating an approach sensitive to the effects of trauma on individuals and families. Supporting families earlier is best for children, and will help children to thrive and grow into healthy and productive young adults, ready for life and the workplace.



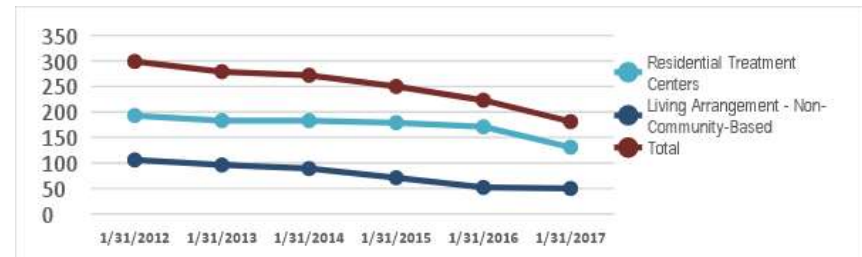
Human Services Family Home Placement Trends								
Subcategory	1/31/12	1/31/13	1/31/14	1/31/15	1/31/16	1/31/17	Average Change	Last Year Change
Adoptive Care	47	37	32	41	23	39	3.80%	69.57%
Foster Care	1,321	1,180	1,128	1,024	1,095	1,018	-4.77%	-6.48%
Formal Relative (Kinship) Care	1,207	936	761	557	508	602	-11.65%	18.50%
Restrictive Relative (Kinship) Care	491	382	326	293	276	278	-10.41%	0.72%
Treatment Foster Care	1,914	1,691	1,541	1,402	1,331	1,246	-8.20%	-6.39%
Living Arrangement - Family Home	306	322	236	197	330	289	3.05%	-14.24%
Total	5,286	4,548	4,024	3,514	3,563	3,183	-7.86%	-2.55%

Table 32a



Human Services Community-Based Placement Trends								
Subcategory	1/31/12	1/31/13	1/31/14	1/31/15	1/31/16	1/31/17	Average Change	Last Year Change
Independent Living Programs	197	212	188	161	136	130	-7.60%	-4.41%
Residential Child Care Program	859	708	611	557	567	554	-8.12%	-2.29%
Personal Supports	0	0	0	0	0	0	NA	NA
Living Arrangement - Community-Based	60	58	43	35	37	26	-14.36%	-29.73%
Total	1,116	978	842	753	740	710	-8.52%	-4.05%

Table 32b



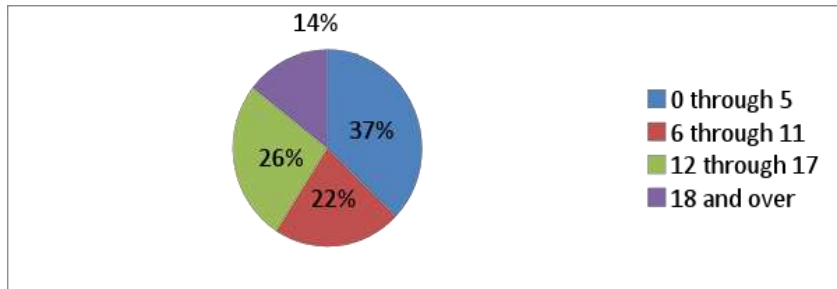
Human Services Non-Community-Based Placements								
Subcategory	1/31/12	1/31/13	1/31/14	1/31/15	1/31/16	1/31/17	Average Change	Last Year Change
Diagnostic Evaluation Treatment Program	0	0	0	0	0	0	NA	NA
Juvenile Commitment Programs	0	0	0	0	0	0	NA	NA
Secure Juvenile Commitment	0	0	0	0	0	0	NA	NA
Residential Educational Facilities	0	0	0	0	0	0	NA	NA
Residential Treatment Centers	193	183	183	179	171	131	-7.05%	-23.39%
Substance Use and Addiction Programs	0	0	0	0	0	0	-7.60%	NA
Living Arrangement - Non-Community-Based	106	96	89	71	52	50	-13.51%	-29.58%
Total	299	279	272	250	223	181	-9.38%	-18.83%

Table 33



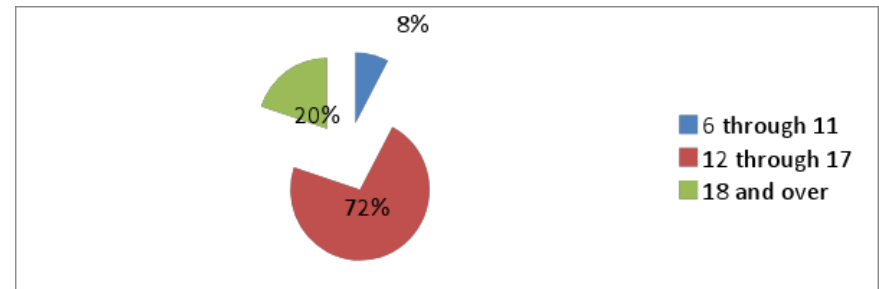
Human Services Hospitalization Trends								
Subcategory	1/31/12	1/31/13	1/31/14	1/31/15	1/31/16	1/31/17	Average Change	Last Year Change
In-Patient Private	5	6	9	10	24	25	45.06%	4.17%
Psychiatric Hospitalization	13	25	16	10	30	40	50.43%	33.33%
Total	18	31	25	20	54	65	44.65%	20.37%

Table 34



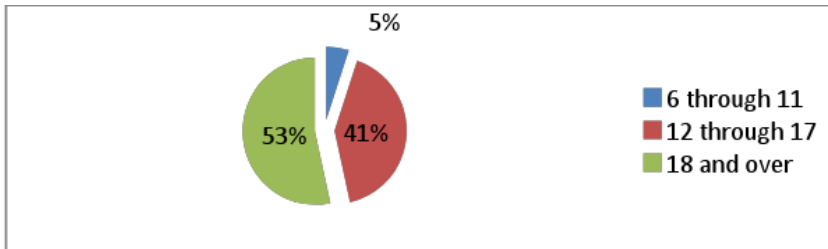
Human Services Family Home Settings								
Age	1/31/12	1/31/13	1/31/14	1/31/15	1/31/16	1/31/17	Average Change	Last Year Change
0 through 5	1,589	1,461	1,324	1,209	1,257	1,290	-3.90%	2.63%
6 through 11	984	871	816	760	761	762	-4.88%	0.13%
12 through 17	1,744	1,377	1,239	1,050	950	917	-11.86%	-3.47%
18 and over	969	839	645	495	595	503	-11.01%	-15.46%
Total	5,286	4,548	4,024	3,514	3,563	3,472	-7.86%	-2.55%

Table 35



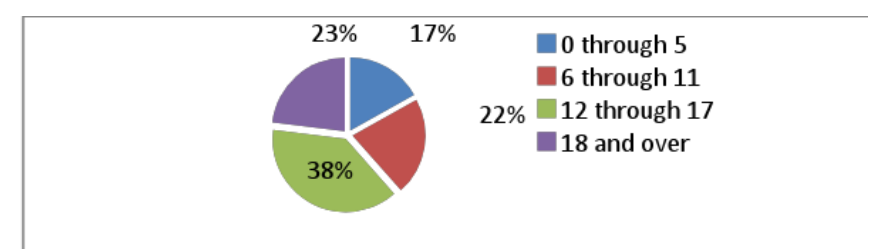
Human Services Non-Community-Based								
Age	1/31/12	1/31/13	1/31/14	1/31/15	1/31/16	1/31/17	Average Change	Last Year Change
0 through 5	0	0	0	0	0	0	NA	NA
6 through 11	27	17	17	13	19	14	-8.15%	-26.32%
12 through 17	192	186	176	174	147	131	-7.21%	-10.88%
18 and over	80	76	79	63	57	36	-13.53%	-36.84%
Total	299	279	272	250	223	181	-9.38%	-18.83%

Table 37



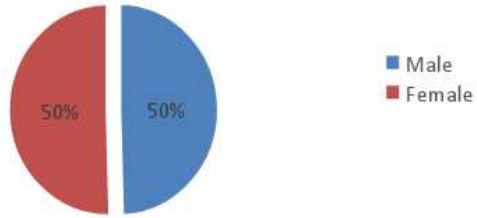
Human Services Community-Based								
Age	1/31/12	1/31/13	1/31/14	1/31/15	1/31/16	1/31/17	Average Change	Last Year Change
0 through 5	6	5	3	0	0	1	NA	NA
6 through 11	36	36	31	20	23	36	4.43%	56.52%
12 through 17	475	401	322	319	327	294	-8.76%	-10.09%
18 and over	599	536	486	414	390	379	-8.66%	-2.82%
Total	1,116	978	842	753	740	710	-8.52%	-4.05%

Table 36



Human Services Hospitalizations								
Age	1/31/12	1/31/13	1/31/14	1/31/15	1/31/16	1/31/17	Average Change	Last Year Change
0 through 5	5	4	5	6	7	11	19.76%	57.14%
6 through 11	1	0	0	0	5	14	NA	180.00%
12 through 17	4	12	9	9	24	25	69.17%	4.17%
18 and over	1	6	3	5	20	15	158.33%	-25.00%
Total	11	22	17	20	56	65	58.20%	16.07%

Table 38



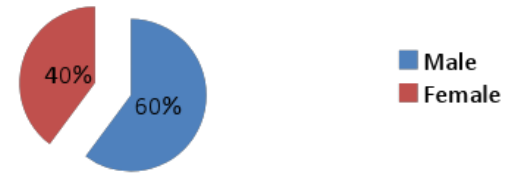
Human Services Family Home Settings								
Gender	1/31/12	1/31/13	1/31/14	1/31/15	1/31/16	1/31/17	Average Change	Last Year Change
Male	2,568	2,241	1,954	1,757	1,806	1,721	-7.51%	-4.71%
Female	2,717	2,307	2,068	1,755	1,756	1,751	-8.16%	-0.28%
Unknown	1	0	2	2	1	0	NA	-100.00%
Total	5,286	4,548	4,024	3,514	3,563	3,472	-7.86%	-2.55%

Table 39



Human Services Community-Based								
Gender	1/31/12	1/31/13	1/31/14	1/31/15	1/31/16	1/31/17	Average Change	Last Year Change
Male	647	543	477	393	384	371	-10.30%	-3.39%
Female	469	435	365	360	356	339	-6.12%	-4.78%
Unknown	1	0	0	0	0	0	NA	NA
Total	1,117	978	842	753	740	710	-8.54%	-4.05%

Table 40



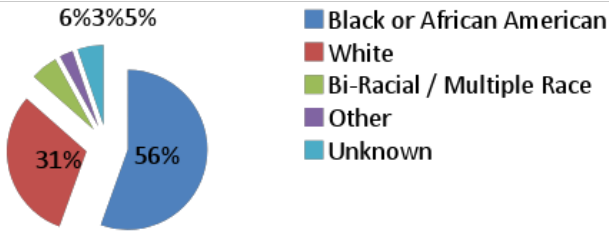
Human Services Non-Community-Based								
Gender	1/31/12	1/31/13	1/31/14	1/31/15	1/31/16	1/31/17	Average Change	Last Year Change
Male	188	180	174	166	149	109	-9.85%	-26.85%
Female	111	99	98	84	74	72	-8.14%	-2.70%
Unknown	0	0	0	0	0	0	NA	NA
Total	299	279	272	250	223	181	-9.38%	-18.83%

Table 41



Human Services Hospitalization Settings								
Gender	1/31/12	1/31/13	1/31/14	1/31/15	1/31/16	1/31/17	Average Change	Last Year Change
Male	7	10	13	10	25	41	52.76%	64.00%
Female	4	12	4	10	18	24	79.33%	33.33%
Unknown	0	0	0	0	0	0	-9.85%	NA
Total	11	22	17	20	43	65	52.22%	-26.85%

Table 42



Human Services Family Home Settings								
Race	1/31/12	1/31/13	1/31/14	1/31/15	1/31/16	1/31/17	Average Change	Last Year Change
American Indian / Alaskan	2	3	2	4	1	1	8.33%	0.00%
Asian	13	11	14	9	14	20	14.92%	42.86%
Black or African American	3,479	2,866	2,466	2,058	2,013	1,914	-11.05%	-4.92%
Native Hawaiian / Pacific	2	1	3	3	3	4	36.67%	33.33%
White	1,403	1,300	1,155	1,052	1,091	1,066	-5.20%	-2.29%
Bi-Racial / Multiple Race	212	188	188	205	212	191	-1.75%	-9.91%
Other	112	86	82	77	83	94	-2.58%	13.25%
Unknown	63	93	114	106	146	182	25.12%	24.66%
Total	5,286	4,548	4,024	3,514	3,563	3,472	-7.86%	-2.55%

Table 43



Human Services Community-Based								
Race	1/31/12	1/31/13	1/31/14	1/31/15	1/31/16	1/31/17	Average Change	Last Year Change
American Indian / Alaskan	0	0	1	0	0	0	NA	NA
Asian	6	3	5	4	5	6	8.33%	20.00%
Black or African American	766	676	575	487	493	472	-9.00%	-4.26%
Native Hawaiian / Pacific	1	1	0	0	0	0	NA	NA
White	284	248	222	219	210	196	-7.06%	-6.67%
Bi-Racial / Multiple Race	35	32	23	29	25	25	-4.88%	0.00%
Other	17	12	11	8	5	9	-4.50%	80.00%
Unknown	7	6	5	6	2	2	-15.52%	0.00%
Total	1,116	978	842	753	740	710	-8.52%	-2.55%

Table 44



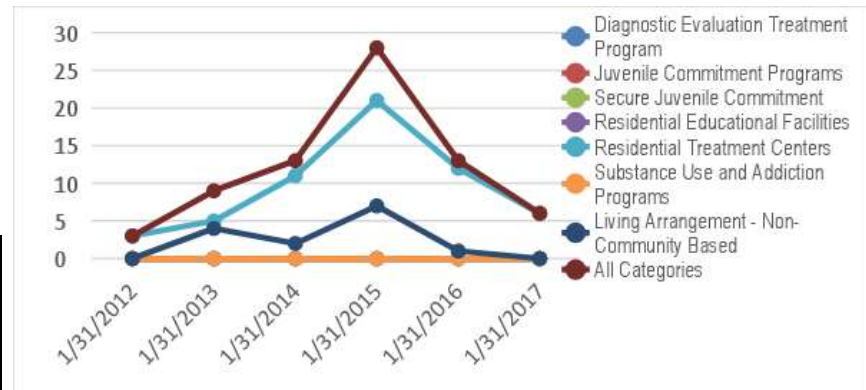
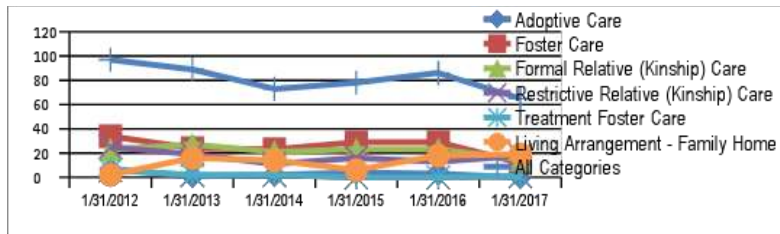
Human Services Non-Community-Based								
Race	1/31/12	1/31/13	1/31/14	1/31/15	1/31/16	1/31/17	Average Change	Last Year Change
American Indian / Alaskan	0	0	0	0	0	1	NA	NA
Asian	0	0	2	4	2	4	NA	100.00%
Black or African American	200	187	179	162	129	107	-11.54%	-4.05%
Native Hawaiian / Pacific	0	0	0	0	0	0	NA	NA
White	81	75	74	68	74	56	-8.52%	-4.05%
Bi-Racial / Multiple Race	14	9	11	9	12	12	0.33%	0.00%
Other	3	8	5	7	5	1	12.12%	-4.05%
Unknown	1	0	1	0	1	0	NA	0.00%
Total	299	279	272	250	223	181	-9.38%	-18.83%

Table 45



Human Services Hospitalizations								
Race	1/31/12	1/31/13	1/31/14	1/31/15	1/31/16	1/31/17	Average Change	Last Year Change
American Indian / Alaskan	0	0	0	0	0	0	NA	NA
Asian	0	0	0	0	0	1	NA	NA
Black or African American	5	14	10	9	22	43	76.27%	95.45%
Native Hawaiian / Pacific	0	0	0	0	0	0	NA	NA
White	5	8	5	7	24	14	52.74%	-41.67%
Bi-Racial / Multiple Race	1	0	2	2	6	2	NA	-66.67%
Other	0	0	0	1	1	2	NA	100.00%
Unknown	0	0	0	1	1	3	NA	200.00%
Total	11	22	17	20	54	65	57.06%	20.37%

Table 46

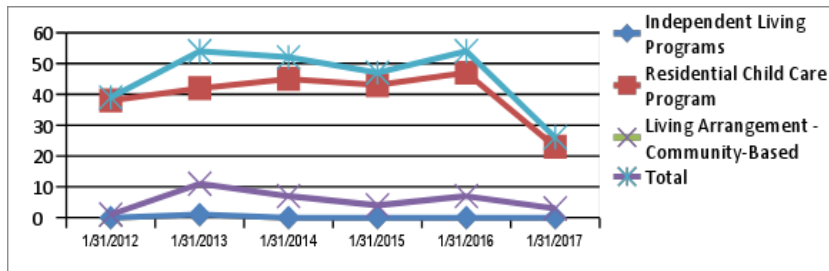


Human Services Out-of-State Family Home Trends								
Subcategory	1/31/12	1/31/13	1/31/14	1/31/15	1/31/16	1/31/17	Average Change	Last Year Change
Adoptive Care	7	1	2	4	3	0	-2.14%	100.00%
Foster Care	34	24	23	29	29	12	-13.22%	-58.62%
Formal Relative (Kinship) Care	23	27	21	23	23	15	-6.02%	-34.78%
Restrictive Relative (Kinship) Care	25	19	11	16	13	18	-0.19%	38.46%
Treatment Foster Care	6	2	2	0	0	1	NA	NA
Living Arrangement - Family Home	2	16	14	6	18	19	167.18%	5.56%
All Categories	97	89	73	78	86	65	-6.71%	-24.42%

Table 47

Human Services Out-of-State Non-Community-Based Trends								
Subcategory	1/31/12	1/31/13	1/31/14	1/31/15	1/31/16	1/31/17	Average Change	Last Year Change
Diagnostic Evaluation Treatment Program	0	0	0	0	0	0	NA	NA
Juvenile Commitment Programs	0	0	0	0	0	0	NA	NA
Secure Juvenile Commitment	0	0	0	0	0	0	NA	NA
Residential Educational Facilities	0	0	0	0	0	0	NA	NA
Residential Treatment Centers	3	5	11	21	12	6	36.94%	-51.85%
Substance Use and Addiction Programs	0	0	0	0	0	0	NA	NA
Living Arrangement - Non-Community Based	0	4	2	7	1	0	NA	-51.85%
All Categories	3	9	13	28	13	6	50.48%	-53.85%

Table 49



Human Services Out-of-State Community-Based Trends								
Subcategory	1/31/12	1/31/13	1/31/14	1/31/15	1/31/16	1/31/17	Average Change	Last Year Change
Independent Living Programs	0	1	0	0	0	0	NA	NA
Residential Child Care Program	38	42	45	43	47	23	-5.71%	-51.06%
Personal Supports	0	0	0	0	0	0	NA	NA
Living Arrangement - Community-Based	1	11	7	4	7	3	187.73%	-57.14%
Total	39	54	52	47	54	26	-2.36%	-51.85%

Table 48



### Age



Human Services Out-of-State Community-Based Age Trends								
Age	1/31/12	1/31/13	1/31/14	1/31/15	1/31/16	1/31/17	Average Change	Last Year Change
0 through 5	0	0	0	0	0	0	NA	NA
6 through 11	1	2	1	0	0	0	NA	NA
12 through 17	18	22	20	21	24	13	-2.68%	-45.83%
18 and over	20	30	31	26	30	14	-6.71%	-53.33%
Total	39	54	52	47	54	27	-1.99%	-50.00%

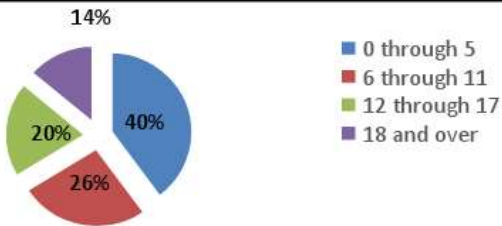
Table 50

### Gender



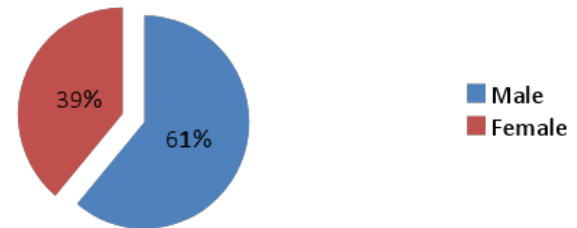
Human Services Out-of-State Family Home Gender Trends								
Gender	1/31/12	1/31/13	1/31/14	1/31/15	1/31/16	1/31/17	Average Change	Last Year Change
Male	46	40	35	42	39	30	-7.15%	-23.08%
Female	51	49	38	36	47	35	-5.32%	-25.53%
Unknown	0	0	0	0	0	0	NA	NA
Total	97	89	73	78	86	65	-6.71%	-24.42%

Table 52



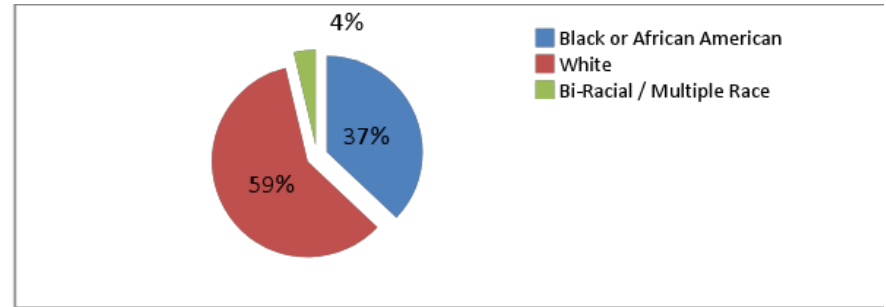
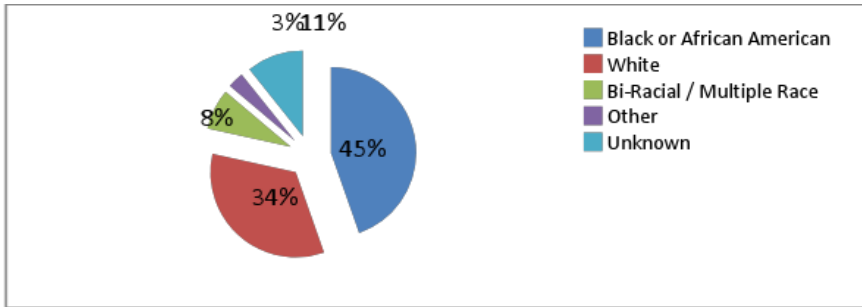
Human Services Out-of-State Family Home Age Trends								
Age	1/31/12	1/31/13	1/31/14	1/31/15	1/31/16	1/31/17	Average Change	Last Year Change
0 through 5	28	29	36	27	37	26	2.00%	-29.73%
6 through 11	22	24	9	15	21	17	6.84%	-19.05%
12 through 17	37	23	14	26	12	13	-7.35%	8.33%
18 and over	10	13	14	10	16	9	5.07%	-43.75%
Total	97	89	73	78	86	65	50.48%	-24.42%

Table 51



Human Services Out-of-State Community-Based Gender Trends								
Gender	1/31/12	1/31/13	1/31/14	1/31/15	1/31/16	1/31/17	Average Change	Last Year Change
Male	25	30	32	29	33	15	-4.69%	-54.55%
Female	14	24	20	18	21	12	3.71%	-42.86%
Unknown	0	0	0	0	0	0	-6.71%	NA
Total	39	54	52	47	54	27	-1.99%	-50.00%

Table 53

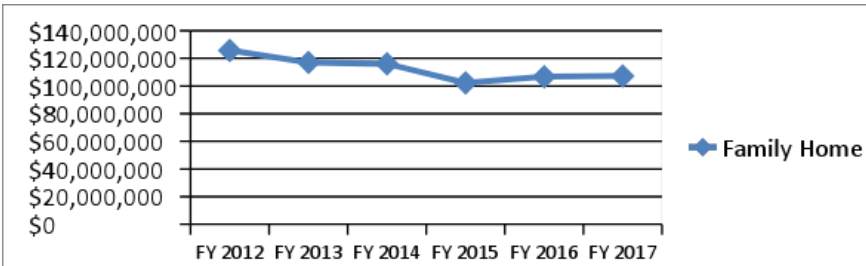


Human Services Out-of-State Family Home Race Trends								
Race	1/31/12	1/31/13	1/31/14	1/31/15	1/31/16	1/31/17	Average Change	Last Year Change
American Indian / Alaskan	0	0	0	0	0	0	NA	NA
Asian	0	0	0	0	0	0	NA	NA
Black or African American	63	54	35	34	43	29	-11.68%	-32.56%
Native Hawaiian / Pacific	0	0	0	0	0	0	NA	NA
White	28	30	27	30	26	22	-4.09%	-15.38%
Bi-Racial / Multiple Race	4	2	3	4	2	5	26.67%	150.00%
Other	1	1	6	8	11	2	97.80%	-81.82%
Unknown	1	2	2	2	4	7	55.00%	75.00%
Total	97	89	73	78	86	65	-6.71%	-24.42%

Table 54

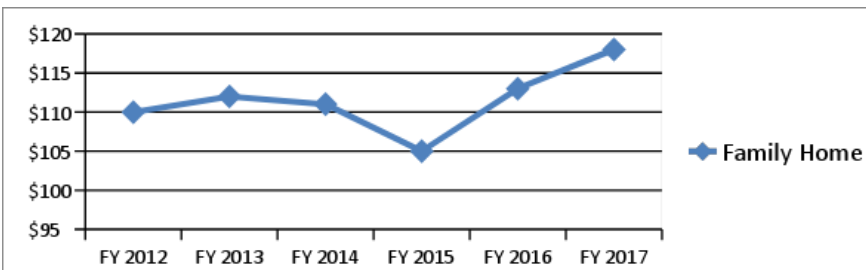
Human Services Out-of-State Community-Based Race Trends								
Race	1/31/12	1/31/13	1/31/14	1/31/15	1/31/16	1/31/17	Average Change	Last Year Change
American Indian / Alaskan	0	0	0	0	0	0	NA	NA
Asian	0	1	0	0	0	0	NA	NA
Black or African American	21	31	29	24	24	10	-6.88%	-58.33%
Native Hawaiian / Pacific	0	0	0	0	0	0	NA	NA
White	16	19	19	21	28	16	3.95%	-42.86%
Bi-Racial / Multiple Race	2	3	4	2	2	1	-3.33%	-50.00%
Other	0	0	0	0	0	0	NA	NA
Unknown	0	0	0	0	0	0	NA	NA
Total	39	54	52	47	54	27	-1.99%	-50.00%

Table 55



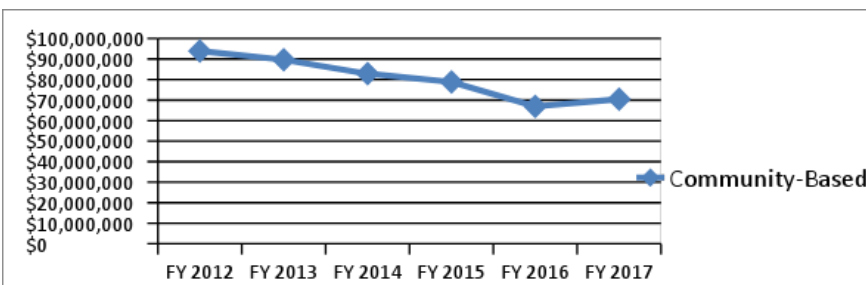
Human Services Family Home Total Costs							
FY2012	FY2013	FY2014	FY2015	FY2016	FY2017	Average Change	Last Year Change
\$125,716,002	\$117,085,829	\$116,053,950	\$102,218,445	\$106,713,137	\$107,234,376	-2.96%	0.49%

Table 56



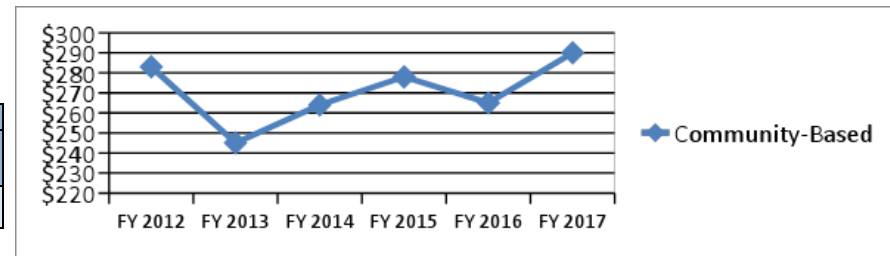
Human Services Family Home Costs Per Bed-Day (Residential Only)							
FY	2013	FY2014	FY2015	FY2016	FY2017	Average Change	Last Year Change
\$110	\$112	\$111	\$105	\$113	\$118	1.51%	4.42%

Table 57



Human Services Community-Based Total Costs							
FY2012	FY2013	FY2014	FY2015	FY2016	FY2017	Average Change	Last Year Change
\$89,645,537	\$82,856,211	\$78,813,615	\$66,864,956	\$70,408,073	\$70,097,770	-4.55%	-0.44%

Table 58



Human Services Community-Based Costs Per Bed-Day (Residential Only)							
FY2012	FY2013	FY2014	FY2015	FY2016	FY2017	Average Change	Last Year Change
\$245	\$264	\$278	\$265	\$290	\$308	0.88%	9.43%

Table 59

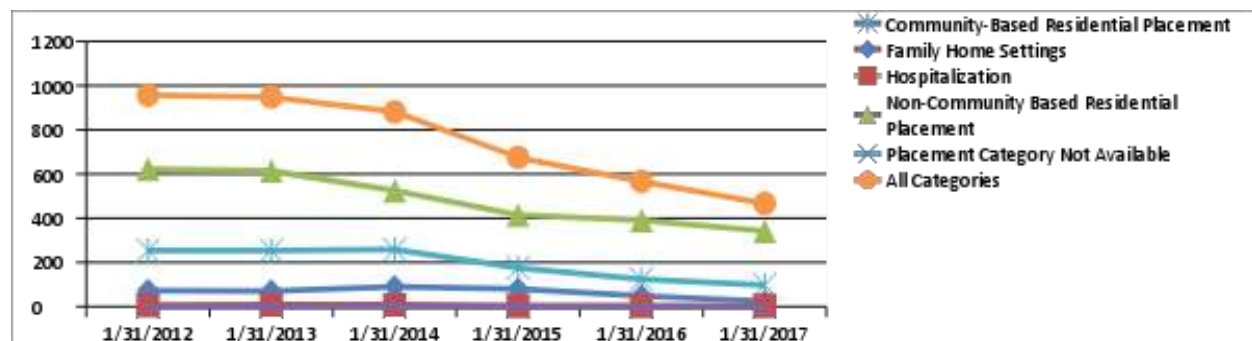
## Department of Juvenile Services Summary

The Department of Juvenile Services' (Juvenile Services) primary function is to appropriately manage, supervise, and treat youth who are involved in the juvenile justice system in Maryland. Ultimately, the vision has remained consistent throughout the last decade and that is to ensure successful youth, strong leaders, and safer communities throughout the State. To ensure this, Juvenile Services provides individualized care and treatment to youth under the age of 18 who violate criminal law, or are likely to violate the law, or whose behavior is such that they may endanger themselves or others. Objective screening and assessment tools are utilized to manage youth with the guidance of the data collected, and Juvenile Services works with partners in the community to achieve meaningful improvements to the outcomes of the youth they serve.

### Juvenile Services 2017 Highlights

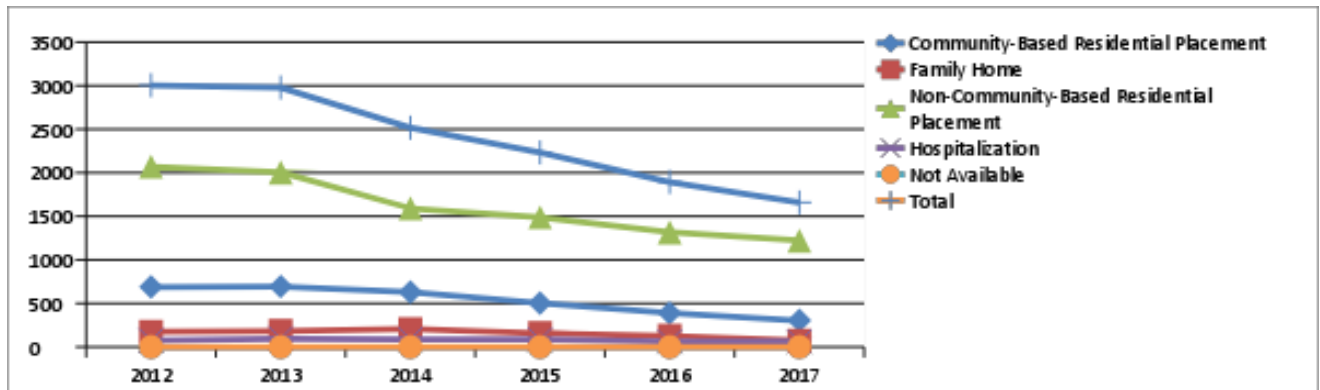
The decline in Juvenile Services committed placements which became evident in FY2014 has continued through FY2017. The decline has been seen across all categories of committed placement, though it has been somewhat greater in the Community-Based and Family Home types. The lower and more moderate risk cases that have historically been served in Community-Based Residential and Family Home placements have increasingly been diverted, either at Intake (which can divert certain cases from court), or post-adjudication by the utilization of evidence based in-home programming for youth on probation.

Non-Community Based Placements, in which youth attend on-site schools, and where there is more security, saw more modest declines. This category includes youth served out-of-State.



Juvenile Services Placement Trends								
Category	1/31/2012	1/31/2013	1/31/2014	1/31/2015	1/31/2016	1/31/2017	Average Change	Last Year Change
Community-Based Residential Placement	254	254	258	175	123	98	-16.13%	-20.33%
Family Home Settings	73	71	90	80	49	23	-15.78%	-53.06%
Hospitalization	7	9	8	5	4	4	-8.01%	0.00%
Non-Community Based Residential Placement	623	614	525	415	391	342	-11.04%	-12.53%
Placement Category Not Available	0	0	0	0	0	0	NA	NA
All Categories	957	948	881	675	567	467	-13.01%	-17.64%

Table 60



Juvenile Services Total Served								
Category	2012	2013	2014	2015	2016	2017	Average Change	Last Year Change
Community-Based Residential Placement	688	694	631	504	389	302	-14.70%	-22.37%
Family Home	173	184	206	157	127	74	-13.26%	-41.73%
Non-Community-Based Residential Placement	2,070	2,005	1,592	1,488	1,316	1,222	-9.79%	-7.14%
Hospitalization	74	96	88	84	62	61	-2.19%	-1.61%
Not Available	0	0	0	0	0	0	NA	NA
Total	3,005	2,979	2,517	2,233	1,894	1,659	-11.05%	-12.41%

Table 61

Juvenile Services Population Flow (Placements, Not Children)					
State Fiscal Year	Placements at Start of FY	Starts in FY (New Placements)	Total Served	Ends in FY (Placement Exits)	Placements at End of FY
2013	950	2,029	2,979	2,049	930
2014	810	1,707	2,517	1,778	739
2015	826	1,407	2,233	1,587	646
2016	564	1,200	1,764	1,292	472
2017	512	1,147	1,659	1,228	431
Three-Year Change	-20.47%	-9.56%	-13.48%	-11.77%	-17.81%
Average Yearly Change	-13.43%	-13.14%	-13.44%	-11.88%	-17.19%
Recent Year Change	-9.22%	-4.42%	-5.95%	-4.95%	-8.69%

Table 62

The largest number of Juvenile Services placements (18%) involved Baltimore City residents. There was a notable decline in placements from Prince George’s County which dropped from 19.9% in FY2016 to 13.1% in FY2017. Out-of-State residents placed in Maryland Juvenile Services facilities make up 2.4% of all Juvenile Services placements.

Juvenile Services Placement By Jurisdiction																												
Home Jurisdiction of Children	Jurisdiction Where Children Were Placed																											
	# children from jurisdiction in placement	% of children Statewide in placements from	Allegany	Anne Arundel	Baltimore	Baltimore City	Calvert	Caroline	Carroll	Cecil	Charles	Dorchester	Frederick	Garrett	Harford	Howard	Kent	Montgomery	Prince George's	Queen Anne's	Somerset	St. Mary's	Talbot	Washington	Wicomico	Worcester	Out-of-State	Unknown
Allegany	12	2.57%	6	0	1	1	0	0	0	0	0	0	0	2	0	0	0	0	0	0	0	0	0	2	0	0	0	0
Anne Arundel	47	10.06%	2	0	6	8	0	0	0	0	0	6	2	5	0	0	1	1	0	0	0	0	0	5	1	0	7	0
Baltimore	33	7.07%	3	0	7	2	0	0	0	0	0	2	1	3	0	0	0	2	1	0	0	0	4	0	0	4	0	
Baltimore City	84	17.99%	4	0	14	8	0	0	0	0	0	3	8	8	0	0	1	6	0	0	0	0	7	0	0	14	0	
Calvert	8	1.71%	1	0	2	2	0	0	0	0	0	0	0	3	0	0	0	0	0	0	0	0	0	0	0	0	0	
Caroline	3	0.64%	0	0	0	0	0	0	0	0	0	0	1	1	0	0	0	0	0	0	0	0	1	0	0	0	0	
Carroll	13	2.78%	1	0	2	0	0	0	0	0	0	1	2	2	0	0	0	1	0	0	0	0	0	3	0	0	0	
Cecil	6	1.28%	1	0	1	1	0	0	0	0	0	0	2	0	0	0	0	0	0	0	0	0	0	0	0	0	0	
Charles	23	1.20%	0	0	6	2	0	0	0	0	0	2	1	2	0	0	1	0	1	0	0	0	4	0	0	1	0	
Dorchester	3	0.64%	0	0	2	0	0	0	0	0	0	0	0	0	0	0	0	0	0	0	0	0	0	1	0	0	0	
Frederick	17	3.64%	5	0	3	2	0	0	0	0	0	0	1	1	0	0	0	0	1	0	0	0	1	0	0	3	0	
Garrett	1	0.21%	1	0	0	0	0	0	0	0	0	0	0	0	0	0	0	0	0	0	0	0	0	0	0	0	0	
Harford	18	3.85%	4	0	7	1	0	0	0	0	0	0	1	2	0	0	0	1	0	0	0	0	1	0	0	0	0	
Howard	13	2.78%	0	0	2	3	0	0	0	0	0	1	0	2	0	0	0	1	0	0	0	0	1	0	0	1	0	
Kent	0	0.00%	0	0	0	0	0	0	0	0	0	0	0	0	0	0	0	0	0	0	0	0	0	0	0	0	0	
Montgomery	53	11.35%	10	0	9	3	0	0	0	0	0	6	9	0	0	3	4	1	0	0	0	0	1	0	0	3	0	
Prince George's	61	13.06%	6	1	11	5	0	0	0	0	0	8	4	0	0	3	4	4	0	0	0	0	5	1	0	3	0	
Queen Anne's	2	0.43%	0	0	0	0	0	0	0	0	0	0	0	0	0	0	0	0	0	0	0	0	0	0	0	0	0	
Somerset	4	0.86%	0	0	1	0	0	0	0	0	0	1	1	0	0	0	0	0	0	0	0	0	0	1	0	0	0	
St. Mary's	13	2.78%	2	0	3	4	0	0	0	0	0	0	0	2	0	0	0	0	0	0	0	0	0	1	0	0	0	
Talbot	1	0.60%	0	0	0	0	0	0	0	0	0	0	0	1	0	0	0	0	0	0	0	0	0	0	0	0	0	
Washington	18	3.85%	5	0	1	1	0	0	0	0	0	1	1	1	0	0	0	2	0	0	0	0	3	0	0	1	0	
Wicomico	21	4.50%	3	0	6	0	0	0	0	0	0	2	4	2	0	0	0	1	0	0	0	0	1	0	0	1	0	
Worcester	2	0.43%	0	0	0	1	0	0	0	0	0	0	0	0	0	0	0	0	0	0	0	0	0	1	0	0	0	
Out-of-State	11	2.36%	0	0	4	1	0	0	0	0	0	0	1	1	0	0	0	0	0	0	0	0	1	0	0	3	0	
Unknown	0	0.00%	0	0	0	0	0	0	0	0	0	0	0	0	0	0	0	0	0	0	0	0	0	0	0	0	0	
Grand Total	467	100%	54	1	88	45	0	0	0	0	0	19	40	51	0	0	9	23	8	0	0	0	40	6	0	41	54	
% of children from jurisdiction			50.00%	0.00%	21.21%	9.52%	0.00%	0.00%	0.00%	0.00%	0.00%	0.00%	5.88%	0.00%	0.00%	0.00%	0.00%	7.55%	6.56%	0.00%	0.00%	0.00%	0.00%	16.67%	0.00%	0.00%	27.27%	NA
% children Statewide in all			11.56%	0.21%	18.84%	9.64%	0.00%	0.00%	0.00%	0.00%	0.00%	4.07%	8.57%	10.92%	0.00%	0.00%	1.93%	4.93%	1.71%	0.00%	0.00%	0.00%	8.57%	1.28%	0.00%	8.78%	11.56%	

Table 63

## **Juvenile Services Out-of-State Placements**

Juvenile Services policy states that youth may not be placed out-of-State without the approval of the Secretary or designee, and without a court order for services not available within Maryland. The Department adheres to Interstate Compact requirements and agreements with other states regarding requests for permission and notifications when youth are placed in another state. Maryland law includes specific criteria for out-of-State placement including the condition that a youth's individualized needs cannot be met through in-State resources. Youth placed in out-of-State facilities are visited by Juvenile Services staff at least quarterly and parents/guardians are provided with opportunities to visit youth at least once per quarter.

In general, out-of-State placement is driven by a lack of sufficient hardware-secure beds for males, and lack of staff-secure beds for females. If youth are going to kinship care out-of-State, they go through Interstate Compact for Juveniles and are not placed there by Juvenile Services. The following is a list of factors that might contribute to a Juvenile Services out-of-State placement:

### **Males:**

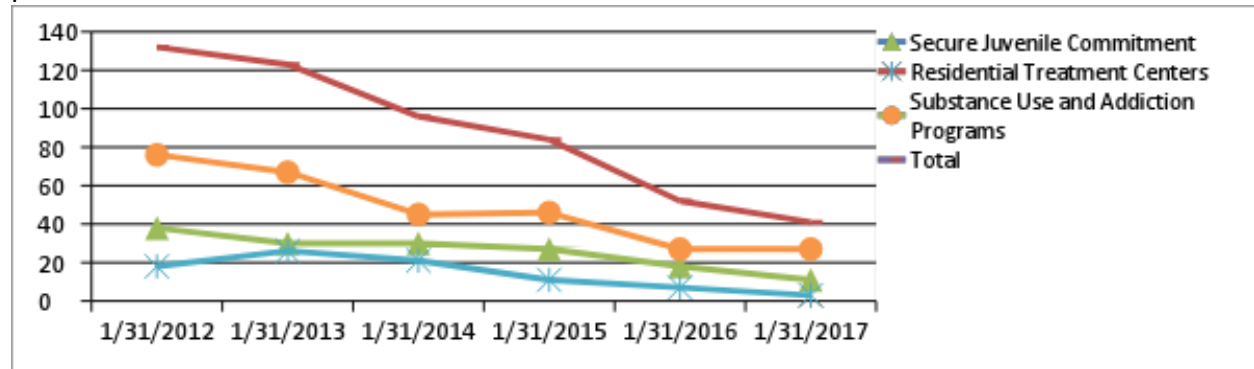
- Age 18 or older and in need of Residential Treatment Center placement;
- Too aggressive (assaultive behavior while in in-State placement);
- In need of Residential Treatment Center placement and already have diploma or GED;
- Need hardware-secure placement and offense is excluded by Victor Cullen Center criteria, including those males placed in out-of-State staff-secure who would need hardware-secure placement if placed in-State due to risk levels;
- In need of hardware-secure Residential Treatment Center placement because of mental health treatment needs and behavioral problems including aggression;
- Separation of youth who need staff- or hardware-secure placement so that they are in different facilities; and,
- Arsonist, sex offender in need of non-Residential Treatment Center staff-secure program.

### **Females:**

- History of running away from community-based residential placement and/or ejections from community-based residential placement and re-offending;
- In need of staff-secure long-term substance abuse treatment and/or mental health treatment or diagnosed with co-occurring disorders and have behavioral issues as well (including aggression); and,
- In need of Residential Treatment Center placement and already have diploma or GED.

The number of Juvenile Services youth served out-of-State has declined significantly in recent years, and is now less than a third of the population that was out-of-State in FY2012. It should also be noted that the out-of-State programs utilized by Juvenile Services and categorized here

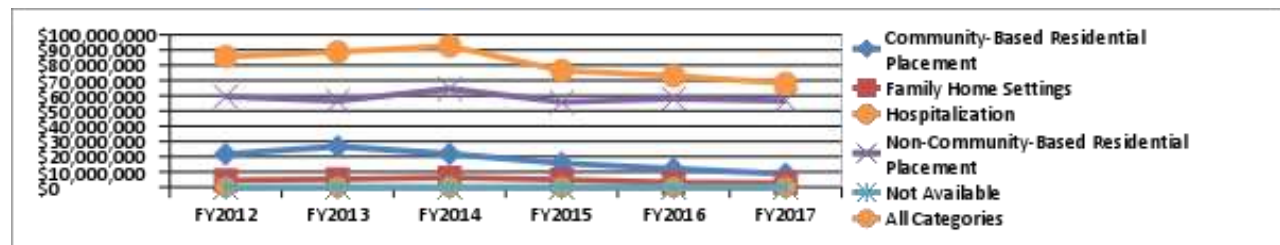
as “Substance Use and Addiction Programs” all provide a significant level of security in which to provide substance use services.



Department of Juvenile Services Out-of-State Non-Community-Based Placement Trends								
Subcategory	1/31/2012	1/31/2013	1/31/2014	1/31/2015	1/31/2016	1/31/2017	Average Change	Last Year Change
Diagnostic Evaluation Treatment Program	0	0	0	0	0	0	NA	NA
Juvenile Commitment Programs	0	0	0	0	0	0	NA	NA
Secure Juvenile Commitment	38	30	30	27	18	11	-20.65%	-38.89%
Residential Educational Facilities	0	0	0	0	0	0	NA	NA
Residential Treatment Centers	18	26	21	11	7	3	-23.18%	-57.14%
Substance Use and Addiction Programs	76	67	45	46	27	27	-16.75%	0.00%
Living Arrangement - Non-Community Based	0	0	0	0	0	0	NA	NA
Total	132	123	96	84	52	41	-20.10%	-21.15%

Table 64a

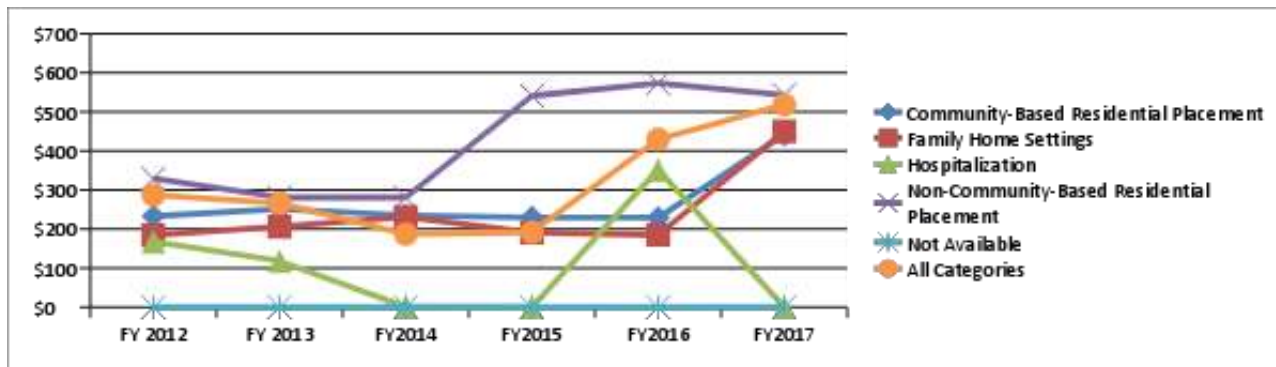
### Juvenile Services Costs



Juvenile Services Total Cost								
Category	FY2012	FY2013	FY2014	FY2015	FY2016	FY2017	Avg. Change	Last Year Change
Community-Based Residential Placement	\$21,634,051	\$26,725,210	\$21,828,389	\$15,788,423	\$11,999,943	\$8,707,044	-14.78%	-27.44%
Family Home Settings	\$4,517,994	\$5,329,639	\$6,278,370	\$4,920,731	\$2,907,466	\$2,705,336	-6.74%	-6.95%
Hospitalization	\$14,946	\$41,220	\$19,652	\$0	\$79,220	\$0	NA	-100%
Non-Community-Based Residential Placement	\$59,475,243	\$56,581,033	\$64,467,134	\$55,817,303	\$58,047,404	\$56,592,233	-0.57%	-2.51%
Not Available	\$0	\$0	\$0	\$0	\$0	\$0	NA	NA
All Categories	\$85,642,234	\$88,677,102	\$92,593,545	\$76,526,457	\$73,034,033	\$68,004,613	-4.17%	-6.89%

Table 64b





Juvenile Services Cost Per Bed Day								
Category	FY2012	FY2013	FY2014	FY2015	FY2016	FY2017	Average Change	Last Year Change
Community-Based Residential Placement	\$233	\$251	\$235	\$230	\$229	\$442	18.32%	92.82%
Family Home Settings	\$184	\$206	\$231	\$191	\$185	\$450	29.40%	143.36%
Hospitalization	\$168	\$118	\$1	\$0	\$352	\$0	NA	-100.00%
Non-Community-Based Residential Placement	\$329	\$281	\$281	\$541	\$573	\$544	15.74%	-5.15%
Not Available	NA	NA	NA	NA	NA	NA	NA	NA
All Categories	\$287	\$266	\$187	\$192	\$430	\$518	22.01%	20.44%

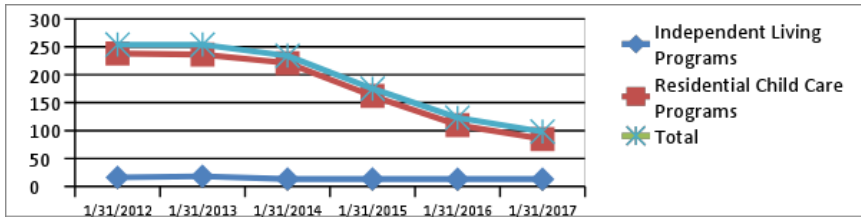
Table 65

### Juvenile Services Strategies

Juvenile Services has many significant initiatives and strategies that impact the population of youth served in committed out-of-home programs. These include:

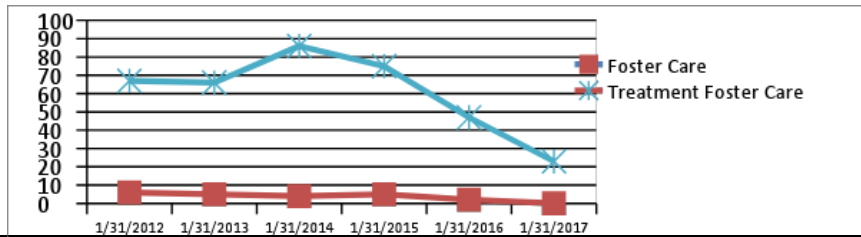
- **Accountability Incentives:** In FY2016, Juvenile Services implemented the Accountability Incentives Management (AIM) system - a research-based accountability system of graduated responses to reduce the number of youth committed for violating probation. Specifically, the system was designed to reduce the occurrence of low-risk youth being committed for probation technical violations, and the continued use of in-home evidence-based programs for youth at-risk of commitment.
- **Crossover Youth Practice Model and Behavioral Health Diversion Initiatives.** Juvenile Services piloted in FY2017 two promising practice models aimed at identifying and coordinating services for youth with complex needs. The Crossover Youth Practice Model identifies youth and families involved in both the child welfare and juvenile justice system, and coordinates case management and services. The Behavioral Health Diversion Initiative screens youth at Intake for mental health needs and provides specialized case management services aimed at diverting and referring to appropriate services, or to court.
- **Pending Placement:** Reducing the time youth who have been committed by the juvenile court to out-of-home placement must stay in detention centers prior to placement. Interestingly, the percent of youth waiting for placement less than 30 days has increased since FY2011, going from 47.0% to 71.8% in FY2016. This is a result of continued focus on placing youth quickly, and the reduction in waiting-lists for some placement types that had slowed admissions.

- **Risk and Needs Assessment:** Assessing youth at Intake and at Adjudication using objective assessment tools to ensure that decisions and strategies are guided by risk and needs. Assessment and treatment planning policies have been refined to better capture the specific treatment needs of each youth, and to structure and guide the placement and case management processes. The Maryland Comprehensive Assessment and Services Planning (MCASP) has been in place since FY2010 to guide case-forwarding and case-management decisions based on structured risk and needs assessments. As the Department moves forward in better assessing youth needs, in 2018, Juvenile Services will implement a newly-validated, refined MCASP risk assessment instrument. This will allow better identification of those high-risk youth most in need of more intensive services and treatments.
- **Placement Decision Process:** Restructuring the placement decision process for youth at-risk of out-of-home placement. The Multi-Disciplinary Assessment Staffing Team process – an enriched multi-disciplinary process, intended to develop comprehensive individualized plans for youth who are removed from the home, and to match youth with the right programs and services so that youth will be successful – was implemented across the State in FY2014. This process has shown initial success at moving youth more quickly through the placement decision process, thus reducing the time youth spend in detention centers prior to placement.
- **Placement Review:** Reducing the number of youth ejected to detention from a committed program, and ensuring that such youth are quickly placed into a new program. Through the Central Review Committee, youth in danger of being ejected are reviewed and, as necessary, quickly moved to ensure the security and treatment needs of the youth. This reduces the need for many youth to be sent back to detention pending a court hearing and can reduce time in detention for youth that have been ejected. The process helps to manage youth who are at risk of being ejected from an in-State committed program (who are often at-risk of being placed out-of-State) and has allowed more youth to remain in Maryland programs.
- **Family Engagement:** Juvenile Services is also helping to strengthen families involved in the juvenile justice system through targeted efforts by its Office of Family Engagement. Families of committed youth are increasingly involved in planning at each step of the process, from placement through discharge planning and aftercare.
- **Re-Entry Strategic Plan:** Juvenile Services continues to implement and improve the re-entry process for Maryland youth. This initiative has increased the level of planning and focus on youth who are scheduled to be released from committed programs, insuring that plans are in place for each youth to ensure continued behavioral and somatic health services, school re-enrollment (or job-readiness), and family engagement.



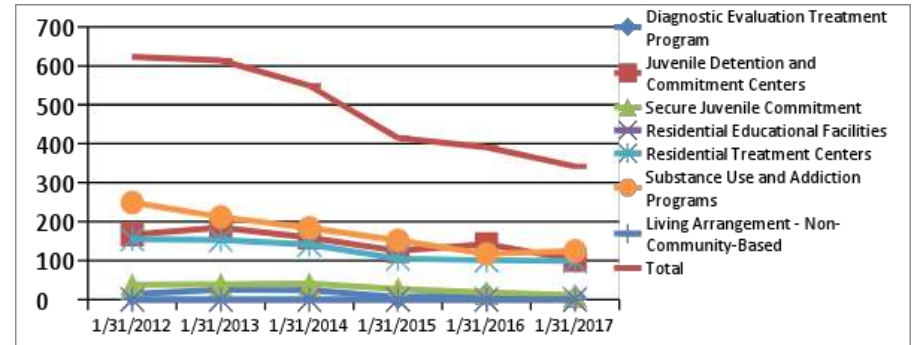
Juvenile Services Community-Based Trends								
Subcategory	1/31/12	1/31/13	1/31/14	1/31/15	1/31/16	1/31/17	Average Change	Last Year Change
Independent Living Programs	16	18	13	13	13	13	-3.06%	0.00%
Residential Child Care Programs	238	236	221	162	110	85	-17.74%	-53.06%
Personal Supports	0	0	0	0	0	0	NA	NA
Living Arrangement - Community-Based	0	0	0	0	0	0	NA	NA
Total	254	254	234	175	123	98	-16.63%	-20.33%

Table 66



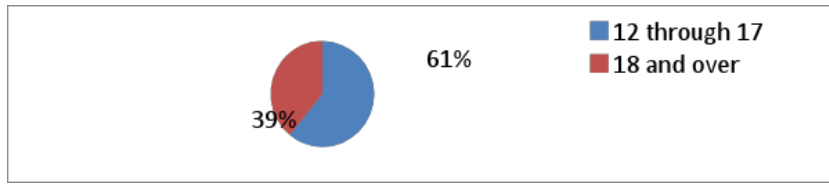
Juvenile Services Family Home Settings Placement Trends								
Subcategory	1/31/12	1/31/13	1/31/14	1/31/15	1/31/16	1/31/17	Average Change	Last Year Change
Adoptive Care	0	0	0	0	0	0	NA	NA
Foster Care	6	5	4	5	2	0	-34.33%	-100.00%
Formal Relative (Kinship) Care	0	0	0	0	0	0	NA	NA
Restrictive Relative (Kinship) Care	0	0	0	0	0	0	NA	NA
Treatment Foster Care	67	66	86	75	47	23	-14.48%	-51.06%
Living Arrangement - Family Home	0	0	0	0	0	0	NA	NA
Total	73	71	90	80	49	23	-15.78%	-53.06%

Table 67



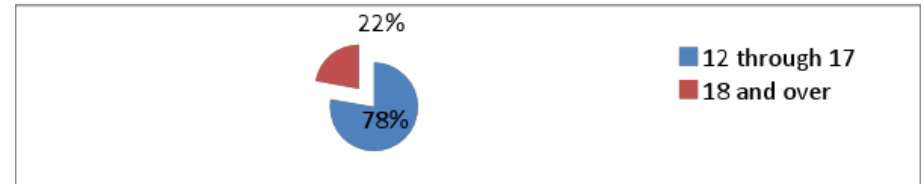
Juvenile Services Non-Community Placement Trends								
Subcategory	1/31/12	1/31/13	1/31/14	1/31/15	1/31/16	1/31/17	Average Change	Last Year Change
Diagnostic Evaluation Treatment Program	14	25	24	6	13	5	10.94%	-61.54%
Juvenile Detention and Commitment Centers	167	185	159	125	142	102	-7.85%	-28.17%
Secure Juvenile Commitment	38	39	41	27	18	11	-19.72%	-38.89%
Residential Educational Facilities	0	0	0	0	0	0	NA	NA
Residential Treatment Centers	155	153	141	105	101	99	-8.09%	-1.98%
Substance Use and Addiction Programs	249	212	184	152	117	125	-12.33%	6.84%
Living Arrangement - Non-Community-Based	0	0	0	0	0	0	NA	NA
Total	623	614	549	415	391	342	-10.95%	-12.53%

Table 68



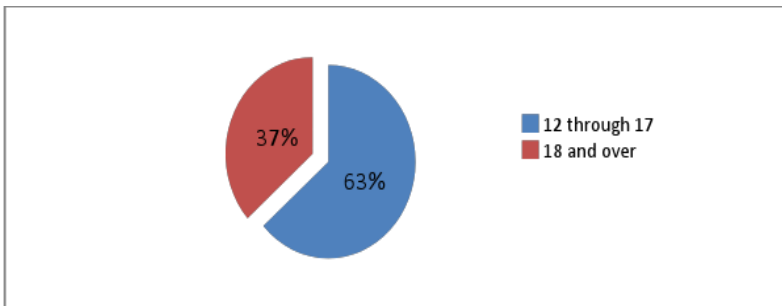
Juvenile Services Family Home Settings Age Trends								
Age	1/31/12	1/31/13	1/31/14	1/31/15	1/31/16	1/31/17	Average Change	Last Year Change
0 through 5	0	0	0	0	0	0	NA	NA
6 through 11	0	1	1	0	0	0	NA	NA
12 through 17	33	34	46	40	28	14	-10.94%	-50.00%
18 and over	40	36	43	40	21	9	-20.44%	-57.14%
Total	73	71	90	80	49	23	-15.78%	-53.06%

Table 69



Juvenile Services Non-Community-Based Age Trends								
Age	1/31/12	1/31/13	1/31/14	1/31/15	1/31/16	1/31/17	Average Change	Last Year Change
0 through 5	0	0	0	0	0	0	NA	NA
6 through 11	1	3	1	1	0	0	NA	NA
12 through 17	488	482	435	328	275	266	-11.00%	-3.27%
18 and over	134	129	113	86	64	76	-9.37%	18.75%
Total	623	614	549	415	339	342	-10.77%	0.88%

Table 71



Juvenile Services Community-Based Age Trends								
Age	1/31/12	1/31/13	1/31/14	1/31/15	1/31/16	1/31/17	Average Change	Last Year Change
0 through 5	0	0	0	0	0	0	NA	NA
6 through 11	0	0	0	0	0	0	NA	NA
12 through 17	196	195	162	121	78	62	-19.76%	-20.51%
18 and over	58	59	72	54	45	36	-7.58%	-20.00%
Total	254	254	234	175	123	98	-16.63%	-20.33%

Table 70



Juvenile Services Family Home Settings Gender Trends								
Gender	1/31/12	1/31/13	1/31/14	1/31/15	1/31/16	1/31/17	Average Change	Last Year Change
Male	52	54	62	50	28	14	-18.94%	-50.00%
Female	21	17	28	30	21	9	-6.87%	-57.14%
Unknown	0	0	0	0	0	0	NA	NA
Total	73	71	90	80	49	23	-15.78%	-53.06%

Table 72



Juvenile Services Community-Based Gender Trends								
Gender	1/31/12	1/31/13	1/31/14	1/31/15	1/31/16	1/31/17	Average Change	Last Year Change
Male	197	194	183	137	100	77	-16.47%	-23.00%
Female	57	60	51	38	23	21	-16.68%	-8.70%
Unknown	0	0	0	0	0	0	NA	NA
Total	254	254	234	175	123	98	-16.63%	-20.33%

Table 73




Juvenile Services Non-Community-Based Gender Trends								
Gender	1/31/12	1/31/13	1/31/14	1/31/15	1/31/16	1/31/17	Average Change	Last Year Change
Male	565	545	490	365	348	304	-11.29%	-12.64%
Female	58	69	59	50	43	38	-7.28%	-11.63%
Unknown	0	0	0	0	0	0	NA	NA
Total	623	614	549	415	391	342	-10.95%	-12.53%

Table 74



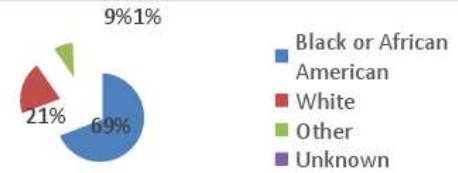
Race	1/31/12	1/31/13	1/31/14	1/31/15	1/31/16	1/31/17	Average Change	Last Year Change
American Indian / Alaskan	0	0	0	0	0	0	NA	NA
Asian	0	0	0	0	0	0	NA	NA
Black or African American	43	37	57	57	37	14	-11.43%	-62.16%
Native Hawaiian / Pacific	0	0	0	0	0	0	NA	NA
White	25	31	29	19	8	6	-19.97%	-25.00%
Bi-Racial / Multiple Race	0	0	0	0	0	0	NA	NA
Other	4	3	4	3	4	3	-1.67%	-25.00%
Unknown	1	0	0	1	0	0	NA	NA
Total	73	71	90	80	49	23	-15.78%	-53.06%

Table 75



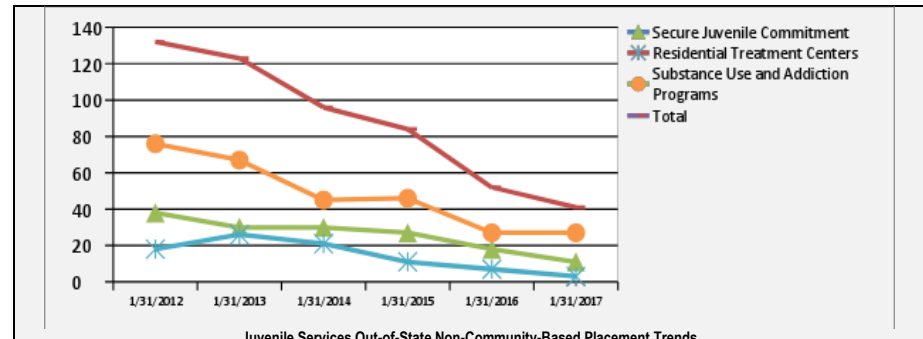
Race	1/31/12	1/31/13	1/31/14	1/31/15	1/31/16	1/31/17	Average Change	Last Year Change
American Indian / Alaskan	0	0	0	0	0	0	NA	NA
Asian	0	2	1	0	0	1	NA	NA
Black or African American	185	168	165	115	87	64	-18.41%	-26.44%
Native Hawaiian / Pacific	0	0	0	0	0	0	NA	NA
White	60	66	53	49	30	25	-14.54%	-16.67%
Bi-Racial / Multiple Race	0	0	0	0	0	0	NA	NA
Other	9	18	15	11	6	7	5.58%	16.67%
Unknown	0	0	0	0	0	0	NA	NA
Total	254	254	234	175	123	97	-16.79%	-21.14%

Table 76



Race	1/31/12	1/31/13	1/31/14	1/31/15	1/31/16	1/31/17	Average Change	Last Year Change
American Indian / Alaskan	0	0	0	0	0	1	NA	NA
Asian	0	2	1	1	4	0	NA	-100.00%
Black or African American	450	450	399	302	283	236	-11.71%	-16.61%
Native Hawaiian / Pacific	0	0	0	0	0	0	NA	NA
White	151	131	113	84	80	72	-13.48%	-10.00%
Bi-Racial / Multiple Race	0	0	0	0	0	0	NA	NA
Other	22	31	27	27	24	31	9.21%	29.17%
Unknown	0	0	0	1	0	2	NA	NA
Total	623	614	540	415	391	342	-10.99%	-12.53%

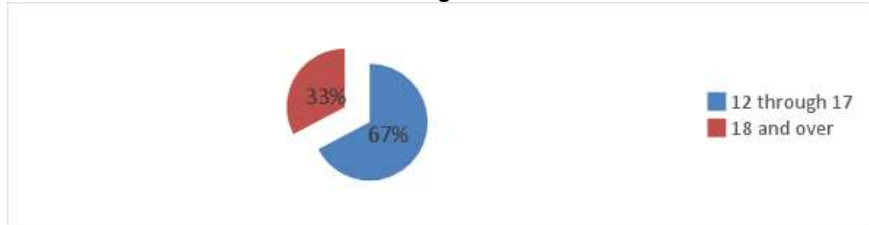
Table 77



Subcategory	1/31/12	1/31/13	1/31/14	1/31/15	1/31/16	1/31/17	Average Change	Last Year Change
Diagnostic Evaluation Treatment Program	0	0	0	0	0	0	NA	NA
Juvenile Commitment Programs	0	0	0	0	0	0	NA	NA
Secure Juvenile Commitment	38	30	30	27	18	11	-20.65%	-38.89%
Residential Educational Facilities	0	0	0	0	0	0	NA	NA
Residential Treatment Centers	18	26	21	11	7	3	-23.18%	-57.14%
Substance Use and Addiction Programs	76	67	45	46	27	27	-16.75%	0.00%
Living Arrangement - Non-Community-Based	0	0	0	0	0	0	NA	NA
Total	132	123	96	84	52	41	-20.10%	-21.15%

Table 78

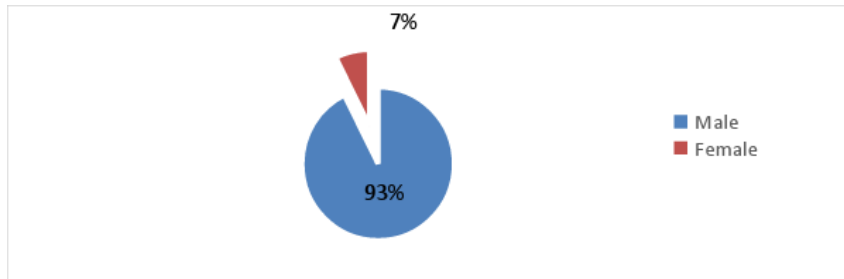
### Age



Juvenile Services Out-of-State Non-Community-Based Age Trends								
Age	1/31/12	1/31/13	1/31/14	1/31/15	1/31/16	1/31/17	Average Change	Last Year Change
0 through 5	0	0	0	0	0	0	NA	NA
6 through 11	0	0	0	0	0	0	NA	NA
12 through 17	88	79	62	61	35	33	-16.34%	-5.71%
18 and over	44	44	34	23	17	8	-26.82%	-52.94%
Total	132	123	96	84	52	41	-20.10%	-21.15%

Table 79

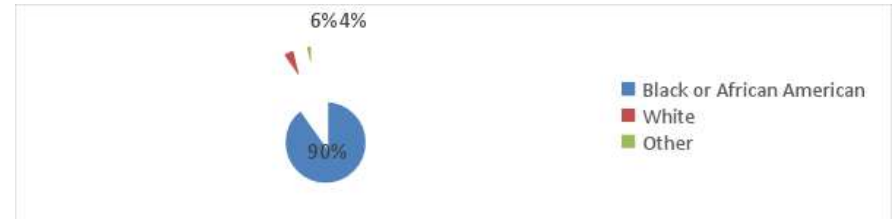
### Gender



Juvenile Services Out-of-State Non-Community-Based Gender Trends								
Gender	1/31/12	1/31/13	1/31/14	1/31/15	1/31/16	1/31/17	Average Change	Last Year Change
Male	130	117	87	77	50	38	-21.24%	-24.00%
Female	2	6	9	7	2	3	41.27%	50.00%
Unknown	0	0	0	0	0	0	NA	NA
Total	132	123	96	84	52	41	-20.10%	-21.15%

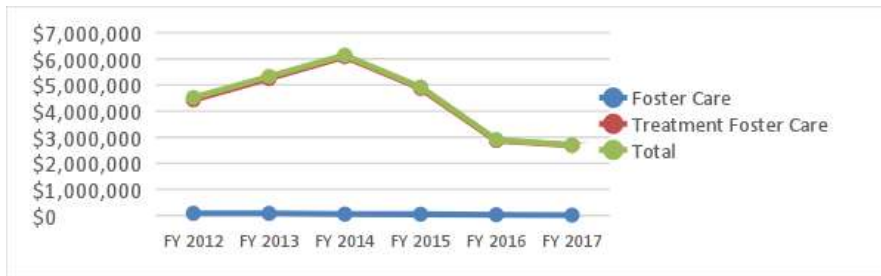
Table 80

### Race



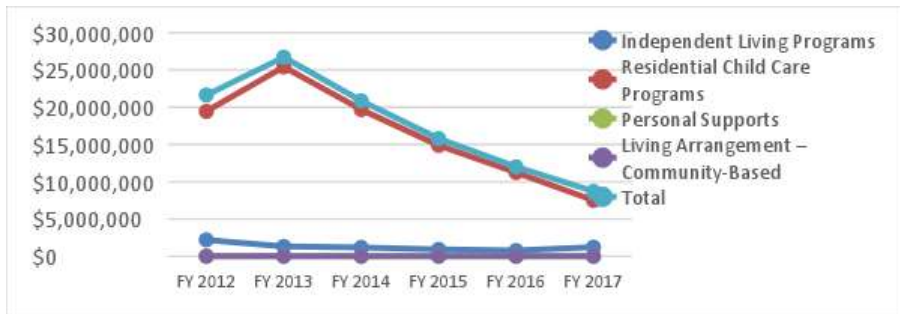
Juvenile Services Out-of-State Non-Community-Based Race Trends								
Race	1/31/12	1/31/13	1/31/14	1/31/15	1/31/16	1/31/17	Average Change	Last Year Change
American Indian / Alaskan	0	0	0	0	0	0	NA	NA
Asian	0	0	0	0	0	0	NA	NA
Black or African American	119	107	87	72	47	31	-22.96%	-34.04%
Native Hawaiian / Pacific	0	0	0	0	0	0	NA	NA
White	8	10	6	7	2	6	26.05%	200.00%
Bi-Racial / Multiple Race	0	0	0	0	0	0	NA	NA
Other	5	6	3	5	3	3	-0.67%	0.00%
Unknown	0	0	0	0	0	0	NA	NA
Total	132	123	96	84	52	41	-20.10%	-21.15%

Table 81



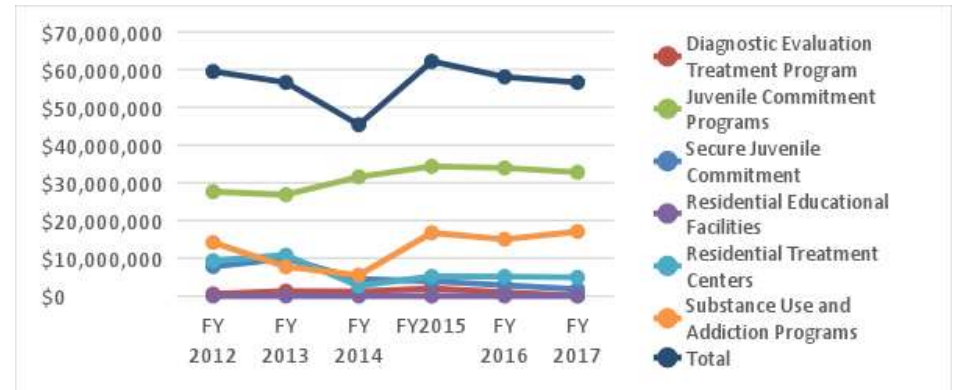
Juvenile Services Family Home Total Costs								
Subcategory	FY2012	FY2013	FY2014	FY2015	FY2016	FY2017	Average Change	Last Year Change
Foster Care	\$85,937	\$83,656	\$55,821	\$51,562	\$32,067	\$16,522	-25.97%	-48.48%
Treatment Foster Care	\$4,432,057	\$5,245,983	\$6,082,517	\$4,871,104	\$2,875,399	\$2,688,814	-6.61%	-6.49%
Total	\$4,517,994	\$5,329,639	\$6,138,338	\$4,922,666	\$2,907,466	\$2,705,336	-6.91%	-6.95%

Table 82



Juvenile Services Community-Based Total Costs								
Subcategory	FY2012	FY2013	FY2014	FY2015	FY2016	FY2017	Avg Change	Last Year Change
Independent Living Programs	\$2,197,844	\$1,314,246	\$1,187,123	\$916,807	\$769,890	\$1,216,580	-6.13%	58.02%
Residential Child Care Programs	\$19,436,207	\$25,410,964	\$19,687,564	\$14,877,918	\$11,230,053	\$7,490,464	-14.81%	-33.30%
Personal Supports	\$0	\$0	\$0	\$0	\$0	\$0	NA	NA
Living Arrangement - Community-Based	\$0	\$0	\$0	\$0	\$0	\$0	NA	NA
Total	\$21,634,051	\$26,725,210	\$20,874,687	\$15,794,725	\$11,999,943	\$8,707,044	-14.83%	-27.44%

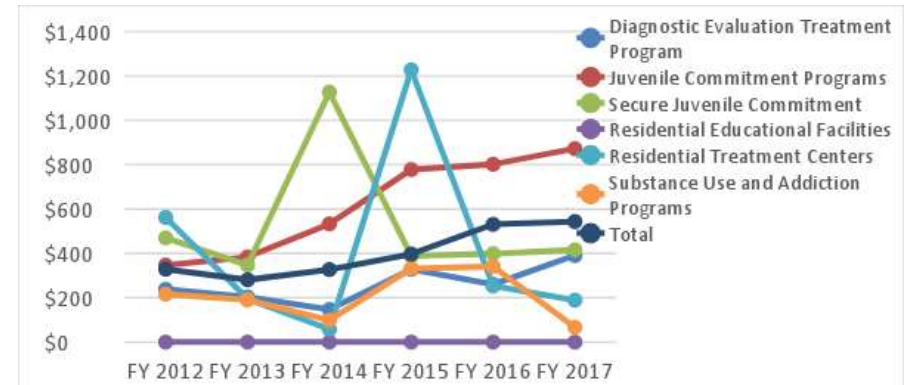
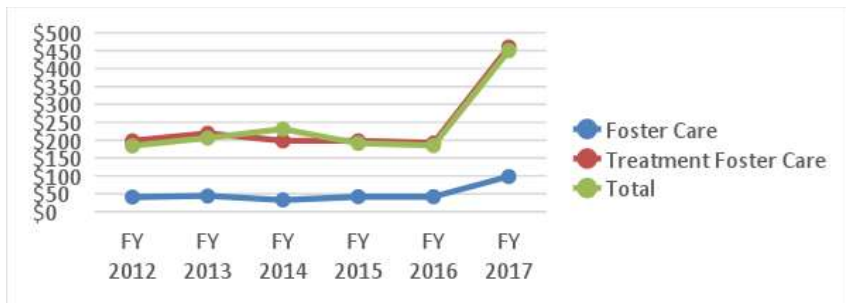
Table 83



Juvenile Services Non-Community-Based Total Costs								
Subcategory	FY2012	FY2013	FY2014	FY2015	FY2016	FY2017	Average Change	Last Year Change
Diagnostic Evaluation Treatment Program	\$539,495	\$1,303,799	\$1,167,096	\$1,987,618	\$1,026,644	\$71,822	12.03%	-93.00%
Juvenile Commitment Programs	\$27,630,982	\$26,831,507	\$31,578,635	\$34,333,191	\$33,927,323	\$32,773,734	3.79%	-3.40%
Secure Juvenile Commitment	\$7,787,834	\$9,910,700	\$4,472,218	\$3,894,028	\$2,874,041	\$1,764,105	-33.35%	-38.62%
Residential Educational Facilities	\$0	\$0	\$0	\$0	\$0	\$0	NA	NA
Residential Treatment Centers	\$9,344,675	\$10,814,084	\$2,626,588	\$5,196,056	\$5,177,855	\$4,919,635	6.50%	-4.99%
Substance Use and Addiction Programs	\$14,172,257	\$7,720,944	\$5,526,535	\$16,743,059	\$15,038,541	\$17,062,937	26.46%	13.46%
Total	\$59,475,243	\$56,581,033	\$45,371,072	\$62,153,951	\$58,044,404	\$52,040,658	-0.93%	-10.34%

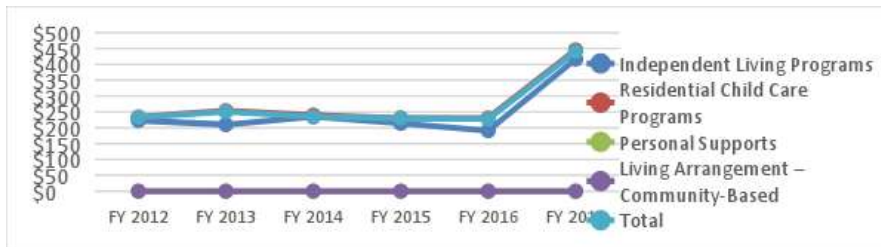
Table 84





Subcategory	FY2012	FY2013	FY2014	FY2015	FY2016	FY2017	Average Change	Last Year Change
Diagnostic Evaluation Treatment Program	\$205	\$238	\$203	\$147	\$328	\$260	15.3%	-20.6%
Juvenile Commitment Programs	\$380	\$347	\$384	\$533	\$778	\$802	18.0%	3.1%
Secure Juvenile Commitment	\$471	\$470	\$347	\$1,127	\$389	\$399	27.1%	2.6%
Residential Educational Facilities	\$0	\$0	\$0	\$0	\$0	\$0	NA	NA
Residential Treatment Centers	\$161	\$562	\$195	\$58	\$1,228	\$253	410.3%	-79.4%
Substance Use and Addiction Programs	\$118	\$216	\$190	\$99	\$332	\$341	52.2%	2.6%
Total	\$243	\$329	\$281	\$327	\$397	\$531	18.5%	33.7%

Table 87



Subcategory	FY2011	FY2012	FY2013	FY2014	FY2015	FY2016	Average Change	Last Year Change
Independent Living Programs	\$491	\$223	\$210	\$235	\$214	\$191	-14.8%	-10.7%
Residential Child Care Programs	\$210	\$234	\$254	\$240	\$231	\$231	3.7%	0.1%
Personal Supports	\$0	\$0	\$0	\$0	\$0	\$0	NA	NA
Living Arrangement - Community-Based	\$0	\$0	\$0	\$0	\$0	\$0	NA	NA
Total	\$225	\$233	\$251	\$235	\$230	\$228	1.0%	-0.8%

Table 86



Table 88

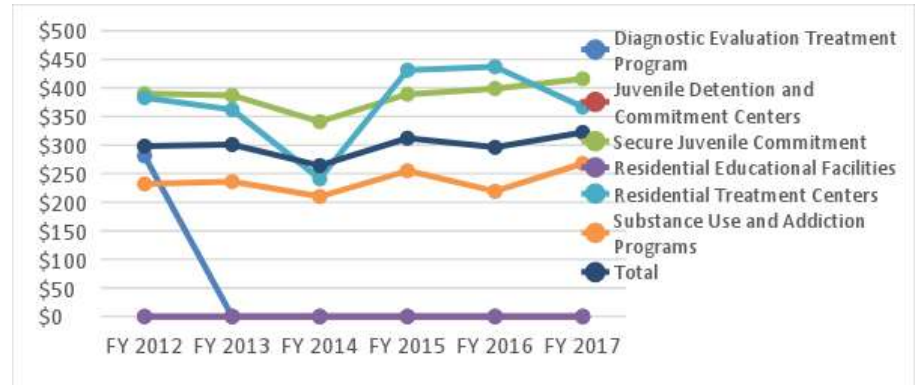
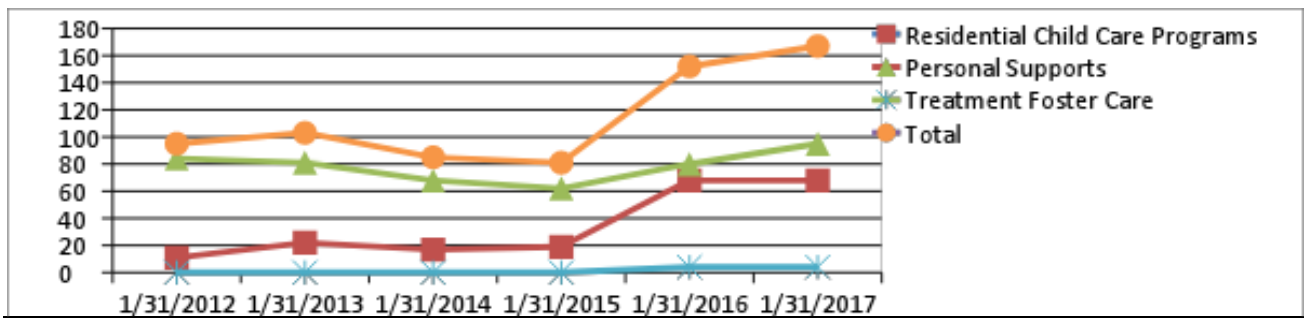


Table 89

## Developmental Disabilities Administration Summary

The Developmental Disabilities Administration (Developmental Disabilities) is committed to supporting families. The Administration, a participant in the National Community of Practice, recognizes that people with developmental disabilities exist with family. Family systems make up the core of our society and serve as a source of support for all its members.

Families play a unique and critical role in supporting their family members with intellectual and developmental disabilities across the lifespan. They often provide day-to-day care, and are responsible for finding and providing opportunities for their family members to participate meaningfully in the community. In addition, families regularly provide medical, behavioral, financial, and other daily supports beyond what is customary. Families are instrumental in supporting their family members to access and engage a self-determined life. Low cost in-home services support the needs of both people with intellectual and developmental disabilities and their families and may reduce the need for costlier out-of-home placements



Subcategory	1/31/2012	1/31/2013	1/31/2014	1/31/2015	1/31/2016	1/31/2017	Average Change	Last Year Change
Independent Living Programs	0	0	0	0	0	0	NA	NA
Residential Child Care Programs	11	22	17	19	68	68	69.39%	0.00%
Personal Supports	84	81	68	62	80	95	3.87%	18.75%
Living Arrangement – Community-Based	0	0	0	0	0	0	NA	NA
Treatment Foster Care	0	0	0	0	4	4	NA	0.00%
Total	95	103	85	81	152	167	16.75%	9.87%

Table 90

### Developmental Disabilities Administration 2017 Data Highlights

Developmental Disabilities works closely with the Departments of Education and Human Services in early identification of the youth who will be transitioning to the adult system, allowing time to locate appropriate adult placements. There are times when a youth, not connected with any State agency, needs service. Youth diagnosed with intellectual and developmental disabilities who are in crisis may receive Administration-funded residential services.

Developmental Disabilities collaborates with both Human Resources and Education to find qualified providers to meet the needs of the youth that require support. There are times when other agencies can fund the services, but no provider can be located. Developmental Disabilities has worked with those agencies to locate an appropriate licensed children's

provider. For youth age 18 years and older, Developmental Disabilities has made exceptions so that youth could move into adult community placements rather than go to an out-of-State placement under other State agencies or have multiple in-State moves prior to age 21.

### **Development Disabilities Administration Demographics**

Table 96 shows that while Developmental Disabilities funded a total of 167 children, according to data, 119 of these individuals (73%) were in the age range of 18-21 years. Developmental Disabilities has funded youth in the 18- to 21-year range in Developmental Disabilities adult programs with special exceptions to best meet the needs of the youth. Youth identified as eligible and in need of a placement after the age of 18 are not served by Department of Human Services if they were not known to Human Services prior to age 18. Human Services reaches out to Developmental Disabilities for funding and services for these individuals.

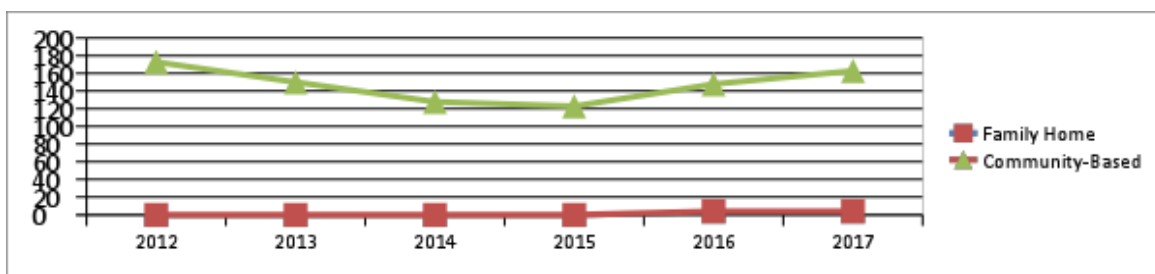
Table 91 shows that in FY2017, Developmental Disabilities provided funding for out-of-home services to a total of 167 children: 68 children in Developmental Disabilities residential services, 95 in Personal Supports (previously called Community Supported Living Arrangements) and four (4) in treatment foster care (also called Shared Living), which is considered the family home in this Report. The overall change from FY2016 is a 9.87% increase. This is somewhat of a misnomer as Personal Supports are usually provided in the family home, but they are categorized in this Report as a Community-Based out-of-home program. Developmental Disabilities does not currently have the ability to easily track which Personal Supports are provided in the child's family home versus those provided in an out-of-home setting. Personal Supports are often used to supplement other funded services. For example, a child in an Education-funded residential school placement who goes home on holidays may need support during the time that they are home, and Developmental Disabilities will fund those services. Shared Living in this report is considered as a family home placement. However, while services are provided in a family home, it is not the child's natural home but a paid placement.

Residential services provided by Developmental Disabilities licensed providers include Group Homes and Alternative Living Units, as well as Personal Supports and Shared Living. Group Homes are residences owned, leased, or operated by a Developmental Disabilities licensee that provide specialized residential services to four (4) individuals diagnosed with intellectual and developmental disabilities. Alternative Living Units are residences owned or leased by Developmental Disabilities licensees that provide specialized residential services to no more than three (3) individuals diagnosed with intellectual and developmental disabilities. Personal Supports are services designed to provide regular personal assistance, support, supervision, and training to assist the individual in full participation in their home and community life. Shared Living is a living arrangement similar to treatment foster care. It emphasizes the long term sharing of lives, forming of caring households, and close personal relationships between a participant and support person(s).

As indicated in Table 92, the total number of placements at the start of each fiscal year has increased 37.72% over the past three years. The number of new placements in Developmental Disabilities services from FY2016 to FY2017 increased by 9.43%. The total number of

placements by Developmental Disabilities in out-of-home placements indicated in Table 92 for FY2017 was 335, 10.56% higher than in FY2016. It should be noted that this table shows the number of placements and not the number of children. Often a child will have multiple placements due to hospitalization, reunification, or a move to a new setting.

Of the 167 children receiving Developmental Disabilities-funded services on January 31, 2017, all but five (5) were placed in their local jurisdiction. Of the five children who were not placed in their local jurisdiction, one was from Baltimore City and placed in Baltimore County, one from Kent Count was placed in Baltimore City, one from Washington County was placed in Baltimore City, and two from Frederick County were placed in Montgomery County. Jurisdictions with larger percentages of children in out-of-home placements are consistent with the population of those jurisdictions as shown in Table 93. Developmental Disabilities works to ensure that children remain close to their homes so they can preserve their family, social, educational, and cultural connections during the period of out-of-home placement.



Subcategory	2012	2013	2014	2015	2016	2017	Average Change	Last Year Change
Family Home	0	0	0	0	4	4	NA	0.00%
Community-Based	173	150	128	123	148	163	-0.28%	10.14%
Total	173	150	128	123	152	167	0.32%	9.87%

Table 91

State Fiscal Year	Placements at Start of FY	Starts in FY (New Placements)	Total Served	Ends in FY (Placement Exits)	Placements at End of FY
2013	102	48	150	28	122
2014	92	36	128	27	101
2015	88	35	123	29	94
2016	144	159	303	54	249
2017	161	174	335	66	269
Three-Year Change	37.72%	181.86%	78.45%	54.21%	86.46%
Average Yearly Change	15.32%	83.99%	34.58%	28.07%	37.20%
Recent Year Change	11.81%	9.43%	10.56%	22.22%	8.03%

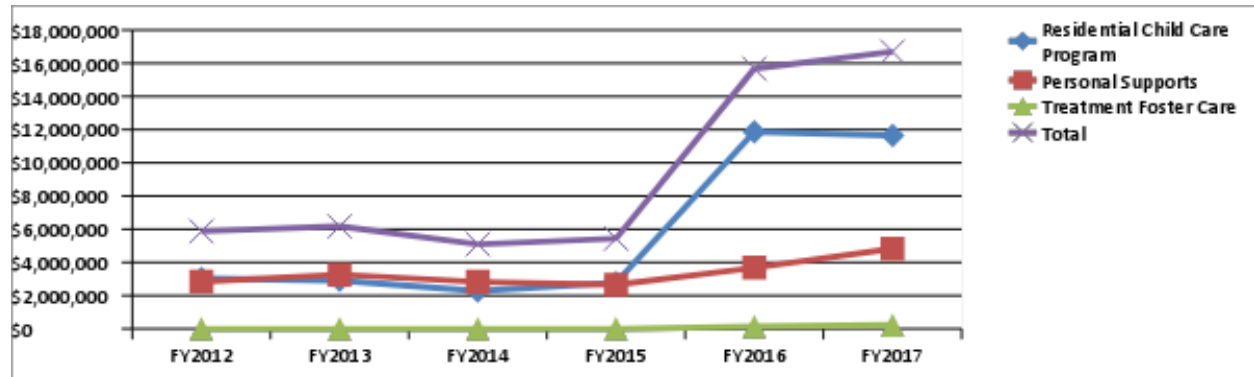
Table 92

Developmental Disabilities Administration Placement by Jurisdiction																												
Jurisdiction Where Children Are Placed																												
Home Jurisdiction of Children	# children from jurisdiction in placement	% of children Statewide in placements from jurisdiction	Allegany	Anne Arundel	Baltimore	Baltimore City	Calvert	Caroline	Carroll	Cecil	Charles	Dorchester	Frederick	Garrett	Harford	Howard	Kent	Montgomery	Prince Georges	Queen Anne's	Somerset	St. Mary's	Talbot	Washington	Wicomico	Worcester	Out-of-State	Unknown-
Allegany	2	1.20%	2	0	0	0	0	0	0	0	0	0	0	0	0	0	0	0	0	0	0	0	0	0	0	0	0	0
Anne Arundel	2	1.20%	0	2	0	0	0	0	0	0	0	0	0	0	0	0	0	0	0	0	0	0	0	0	0	0	0	0
Baltimore	41	24.55%	0	0	41	0	0	0	0	0	0	0	0	0	0	0	0	0	0	0	0	0	0	0	0	0	0	0
Baltimore City	2	1.20%	0	0	1	1	0	0	0	0	0	0	0	0	0	0	0	0	0	0	0	0	0	0	0	0	0	0
Calvert	5	2.99%	0	0	0	0	5	0	0	0	0	0	0	0	0	0	0	0	0	0	0	0	0	0	0	0	0	0
Caroline	0	0.00%	0	0	0	0	0	0	0	0	0	0	0	0	0	0	0	0	0	0	0	0	0	0	0	0	0	0
Carroll	9	5.39%	0	0	0	0	0	0	9	0	0	0	0	0	0	0	0	0	0	0	0	0	0	0	0	0	0	0
Cecil	0	0.00%	0	0	0	0	0	0	0	0	0	0	0	0	0	0	0	0	0	0	0	0	0	0	0	0	0	0
Charles	2	1.20%	0	0	0	0	0	0	0	0	2	0	0	0	0	0	0	0	0	0	0	0	0	0	0	0	0	0
Dorchester	0	0.00%	0	0	0	0	0	0	0	0	0	0	0	0	0	0	0	0	0	0	0	0	0	0	0	0	0	0
Frederick	7	2.67%	0	0	0	0	0	0	0	0	0	0	5	0	0	0	0	2	0	0	0	0	0	0	0	0	0	0
Garrett	0	0.00%	0	0	0	0	0	0	0	0	0	0	0	0	0	0	0	0	0	0	0	0	0	0	0	0	0	0
Harford	0	0.00%	0	0	0	0	0	0	0	0	0	0	0	0	0	0	0	0	0	0	0	0	0	0	0	0	0	0
Howard	10	4.20%	0	0	0	0	0	0	0	0	0	0	0	0	0	6	0	0	0	0	0	0	0	0	0	0	0	0
Kent	5	2.99%	0	0	0	1	0	0	0	0	0	0	0	0	0	0	5	0	0	0	0	0	0	0	0	0	0	0
Montgomery	49	16.79%	0	0	0	0	0	0	0	0	0	0	0	0	0	0	0	49	0	0	0	0	0	0	0	0	0	0
Prince George's	15	8.98%	0	0	0	0	0	0	0	0	0	0	0	0	0	0	0	0	15	0	0	0	0	0	0	0	0	0
Queen Anne	0	0.38%	0	0	0	0	0	0	0	0	0	0	0	0	0	0	0	0	0	0	0	0	0	0	0	0	0	0
Somerset	1	0.60%	0	0	0	0	0	0	0	0	0	0	0	0	0	0	0	0	0	0	1	0	0	0	0	0	0	0
St. Mary's	2	1.15%	0	0	0	0	0	0	0	0	0	0	0	0	0	0	0	0	0	0	0	2	0	0	0	0	0	0
Talbot	1	0.60%	0	0	0	0	0	0	0	0	0	0	0	0	0	0	0	0	0	0	0	0	1	0	0	0	0	0
Washington	8	3.44%	0	0	0	1	0	0	0	0	0	0	0	0	0	0	0	0	0	0	0	0	0	7	0	0	0	0
Wicomico	6	3.59%	0	0	0	0	0	0	0	0	0	0	0	0	0	0	0	0	0	0	0	0	0	0	6	0	0	0
Worcester	0	1.15%	0	0	0	0	0	0	0	0	0	0	0	0	0	0	0	0	0	0	0	0	0	0	0	0	0	0
Out-of-State	0	0.00%	0	0	0	0	0	0	0	0	0	0	0	0	0	0	0	0	0	0	0	0	0	0	0	0	0	0
Unknown	0	0.00%	0	0	0	0	0	0	0	0	0	0	0	0	0	0	0	0	0	0	0	0	0	0	0	0	0	0
Grand Total	167	100%	2	2	42	3	5	0	9	0	2	0	5	0	0	9	5	51	15	0	1	2	1	7	6	0	0	0
% of children from jurisdiction			100.00%	100.00%	97.62%	33.33%	100.00%	NA	100.00%	NA	100.00%	0.00%	100.00%	NA	NA	100.00%	100.00%	NA	100.00%	NA	100.00%	100.00%	100.00%	100.00%	100.00%	NA	0.00%	0.00%
% children Statewide in all			1.20%	1.91%	25.15%	1.80%	2.99%	0.00%	5.39%	0.00%	1.20%	0.00%	17.18%	0.00%	0.00%	5.39%	2.99%	0.00%	8.98%	0.00%	0.60%	1.20%	0.60%	4.19%	0.38%	0.00%	0.00%	0.00%

Table 93

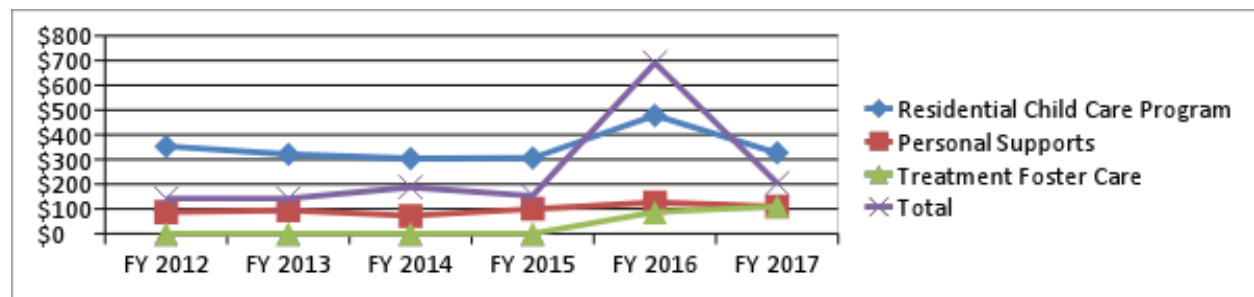
## Developmental Disabilities Administration Costs

While Developmental Disabilities' cost per bed day for Treatment Foster Care (Shared Living) increased in the past year, it is still less costly than providing residential services. Residential services decreased slightly over the past year but are still the largest portion of Developmental Disabilities costs reflected in this Report. Over the past six years, Personal Supports remains the more cost-effective model for providing services.



Developmental Disabilities Administration Total Cost								
Subcategory	FY2012	FY2013	FY2014	FY2015	FY2016	FY2017	Average Change	Last Year Change
Residential Child Care Program	\$3,029,693	\$2,908,846	\$2,272,657	\$2,779,521	\$11,865,376	\$11,652,290	64.31%	-1.80%
Personal Supports	\$2,843,317	\$3,259,484	\$2,823,561	\$2,655,439	\$3,681,542	\$4,818,099	12.96%	30.87%
Treatment Foster Care	\$0	\$0	\$0	\$0	\$126,757	\$223,725	NA	76.50%
Total	\$5,873,011	\$6,168,330	\$5,096,218	\$5,434,960	\$15,673,676	\$16,694,115	37.84%	6.51%

Table 94



Developmental Disabilities Administration Cost Per Bed Day								
Subcategory	FY2012	FY2013	FY2014	FY2015	FY2016	FY2017	Average Change	Last Year Change
Residential Child Care Program	\$353	\$321	\$304	\$306	\$478	\$326.89	2.18%	-31.61%
Personal Supports	\$87	\$95	\$72	\$100	\$126	\$109	7.30%	-13.35%
Treatment Foster Care	N/A	N/A	N/A	N/A	\$87	\$111	NA	27.30%
Total	\$142	\$142	\$188	\$153	\$691	\$204.09	58.99%	-70.46%

Table 95

### **Developmental Disabilities Administration Strategies**

One challenge to the Developmental Disabilities system continues to be the identification and support of children between the ages of 18 and 21 who are aging-out of other support systems and State Agencies. It is critical to identify these children early to allow for thorough and effective transition planning. Incompatible data systems between State administrations and confidentiality issues create barriers to the process. Developmental Disabilities continues to participate in efforts to improve communication and collaboration through interagency and intra-agency boards, coordinating councils, committees, and task forces at State and local levels to identify children earlier, allowing for a smoother transition to adult services.

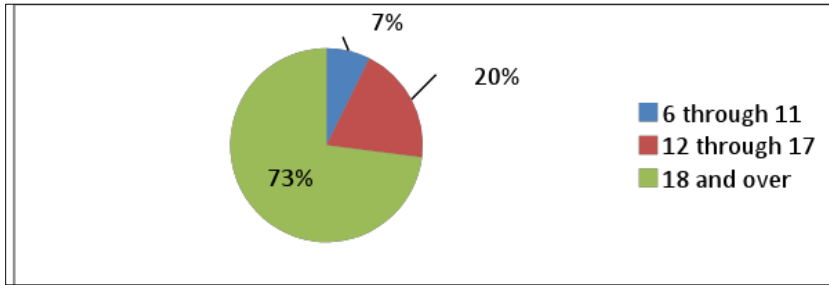
Another challenge to Developmental Disabilities is the availability of low-cost supports and services to meet the needs of families before the needs become critical, forcing parents into a Voluntary Placement Agreement with Human Services, hospitalization, or even complete abandonment, requiring costly out-of-home residential services. Based on knowledge of this challenge, Developmental Disabilities submitted applications to the Centers for Medicare and Medicaid Services for two new waivers to support families and people with disabilities. The Family Support waiver will allow Developmental Disabilities to fund low-cost (\$12,000 annual cap) services to support families through the challenges that they might face with their child with disabilities.

In addition, through the Local Care Team process, Developmental Disabilities will continue to work with community resources and other State agencies to enable children to remain in their homes. Developmental Disabilities works in conjunction with other State and local agencies to assess the community's capacity to meet the ongoing needs of children with intellectual and developmental disabilities and their families. Ongoing needs may include medical or behavioral services, specialized childcare, respite, and supports for siblings and caregivers.

Developmental Disabilities will continue to explore the development of resources that will allow families to support their children with disabilities in their homes. Developmental Disabilities remains committed to focusing on supporting families and will continue to enhance the support of families through the National Community of Practice for Supporting Families.



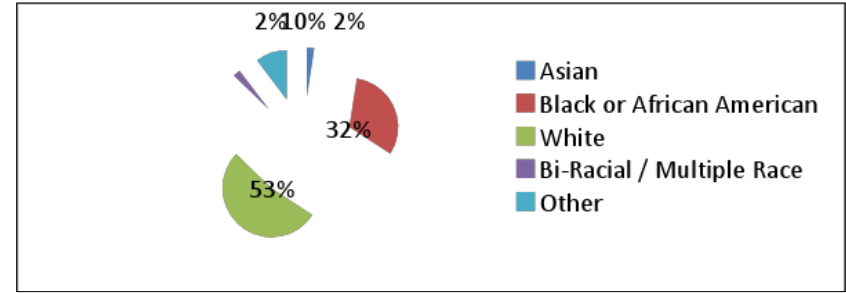
### Age



Age	1/31/12	1/31/13	1/31/14	1/31/15	1/31/16	1/31/17	Average Change	Last Year Change
0 through 5	0	0	0	0	0	0	NA	NA
6 through 11	6	10	6	9	5	12	34.44%	140.00%
12 through 17	37	30	28	21	18	36	2.58%	77.78%
18 and over	52	63	51	51	129	119	29.46%	-31.61%
Total	95	103	85	81	152	167	16.23%	7.24%

Table 96

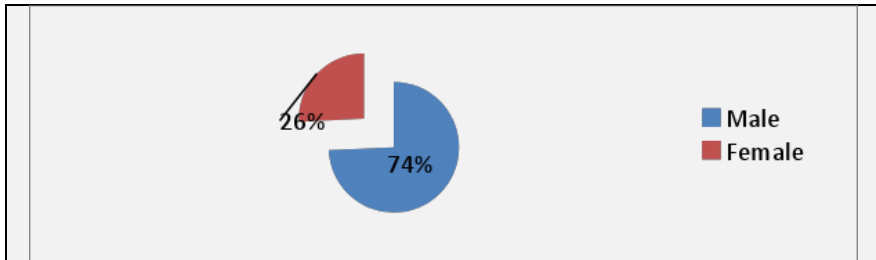
### Race



Race	1/31/12	1/31/13	1/31/14	1/31/15	1/31/16	1/31/17	Average Change	Last Year Change
American Indian / Alaskan	0	0	0	0	0	0	NA	NA
Asian	1	2	3	3	6	4	43.33%	-33.33%
Black or African American	21	31	26	26	65	52	32.30%	15.89%
Native Hawaiian / Pacific	0	0	0	0	0	0	21.76%	NA
White	28	35	31	34	59	87	28.85%	47.46%
Bi-Racial / Multiple Race	1	2	2	2	1	4	70.00%	300.00%
Other	25	24	19	13	18	17	21.76%	15.89%
Unknown	19	9	4	3	3	3	-26.64%	0.00%
Total	95	103	85	81	152	167	16.75%	15.89%

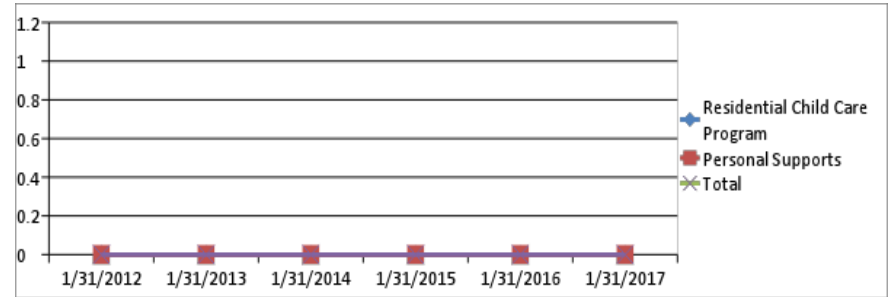
Table 98

### Gender



Gender	1/31/12	1/31/13	1/31/14	1/31/15	1/31/16	1/31/17	Average Change	Last Year Change
Male	62	67	54	51	107	124	21.76%	15.89%
Female	33	36	31	30	45	43	7.51%	-4.44%
Unknown	0	0	0	0	0	0	NA	NA
Total	95	103	85	81	152	167	16.75%	9.87%

Table 97



Subcategory	1/31/12	1/31/13	1/31/14	1/31/15	1/31/16	1/31/17	Average Change	Last Year Change
Residential Child Care Program	0	0	0	0	0	0	NA	NA
Personal Supports	0	0	0	0	0	0	NA	NA
Living Arrangement - Community-Based	0	0	0	0	0	0	NA	NA
Total	0	0	0	0	0	0	NA	NA

Table 99

## **Behavioral Health Administration Summary**

---

The Department of Health has two types of out-of-home placements for children, adolescents, and young adults available through its Behavioral Health Administration (Behavioral Health). For those diagnosed with Serious Emotional Disability or a mental disorder who cannot be safely treated in the community, a Psychiatric Residential Treatment Facility placement may be medically-appropriate. Those with a substance-use related disorder requiring the intensity of residential treatment may be referred to facilities called substance use and addiction programs.

All out-of-home placements processed through the Department of Health's Behavioral Health Administration are funded through Medicaid, a State and federal dollar match, often called "Medical Assistance" in Maryland. This is the only funding available to Behavioral Health.

A Psychiatric Residential Treatment Facility is a federally-defined residential treatment setting, often called a Residential Treatment Center in Maryland and elsewhere. Residential Treatment Centers provide intensive supervision and behavioral health treatment to children who meet "medical necessity criteria" because of their high level of need requiring treatment not available in other types of community placements and outpatient treatment. Residential Treatment Center placements are classified as medical treatment and this treatment is funded through Medicaid which covers the costs of the behavioral health treatment. However, Medicaid does not cover the costs of the education provided to children while they are in a Residential Treatment Center.

It is important to note the data for Residential Treatment Centers includes all residential treatment placements paid through Medicaid – a Department of Health program – regardless of which State agency actually arranges and has responsibility for the placement. Behavioral Health only places a small number (<2%) of children in Residential Treatment Centers through local Core Service Agency offices. The Department of Human Services, through their local departments of social services, and Juvenile Services, through their local offices, arrange and monitor the vast majority of Residential Treatment Center placements. Since youth committed to Human Services and Juvenile Services receive Medicaid, this is used for the majority of out-of-home placements.

In the 2000s, Behavioral Health began implementing a "wraparound" model of service delivery for community-based care in which specialized services are added to the conventional outpatient mental health service array and delivered in the community where the child is living. This model was piloted in Maryland through a federal grant and a 1915(c) federal demonstration waiver between 2009 and 2012.

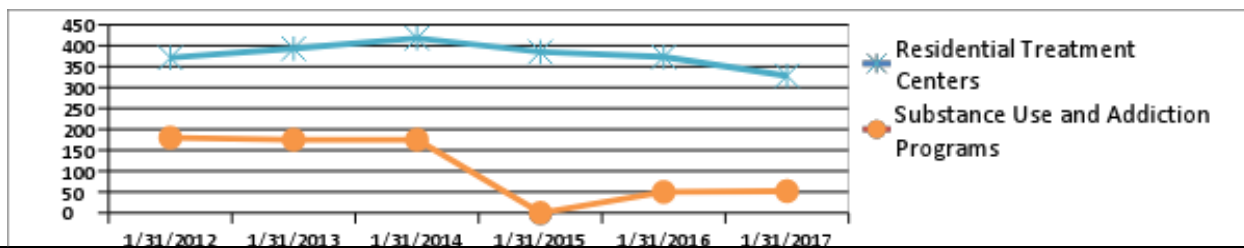
In FY2015, Behavioral Health began the implementation of a 1915(i) Medicaid State Plan Amendment program to provide additional capacity for wraparound services in the community to children and their families on an ongoing basis. Along with other community wraparound programs, these initiatives have been reducing the number of out-of-home placements.

Behavioral Health, in partnership with its Administrative Services Organization, Beacon Health Options, is also monitoring the lengths of stay of children in Residential Treatment Centers to ensure youth do not remain in this level of care longer than medically necessary.

Substance use and addiction programs are short-term (28 day) intensive residential treatment services focusing on the acute needs of an individual recovering from substance use. These programs include detoxification, behavioral counseling, medication when indicated, evaluation and referrals to treatment for co-occurring mental health issues such as depression and anxiety. Because substance use problems are chronic, an individual who has completed substance use treatment is referred to an array of outpatient services to continue his or her recovery plan.

Adolescents and young adults whose use of substances require residential treatment are monitored through the criteria of the American Society of Addiction Medicine. These criteria are used as guidelines for placement, continued stay, and discharge of individuals with addiction and co-occurring conditions. These residential “Level III Intermediate Care” services are covered by Medicaid for individuals under age 21. Because of the short-term nature of this treatment, arranging for educational services in a substance use program is not problematic.

Funding of substance use placements recently changed. In FY2014 and before, substance use placements were all federal grant funded. Conversion from grant to Medicaid fee-for-service funding was expected to begin in FY2015. However, funding for the software tracking federal grant funded placements in Maryland was abruptly discontinued in the first half of FY2015 and tracking by the Behavioral Health’s Administrative Services Organization began to be phased-in during the second half of FY2016. Data from these two sources were incompatible, so no substance use data is available for FY2015. Data from Administrative Services Organization tracking continues to be phased in and may be completed in FY2018.



Behavioral Health Placement Trends								
Subcategory	1/31/2012	1/31/2013	1/31/2014	1/31/2015	1/31/2016	1/31/2017	Average Change	Last Year Change
Diagnostic Evaluation Treatment Program	0	0	0	0	0	0	NA	NA
Juvenile Commitment Programs	0	0	0	0	0	0	NA	NA
Secure Juvenile Commitment	0	0	0	0	0	0	NA	NA
Residential Educational Facilities	0	0	0	0	0	0	NA	NA
Residential Treatment Centers	371	393	418	385	373	328	-4.2%	-12.1%
Substance Use and Addiction Programs	180	175	175	NA	50	52	NA	4.0%
Living Arrangement - Non-Community-Based	0	0	0	0	0	0	NA	NA

Table 100

Table 100 shows the “one-day census” of youth in Residential Treatment Center and substance use behavioral health placements during FY2107 and the previous five fiscal years on January 31.

As noted earlier, substance use data for FY2015 is not available and the number of youth served in substance use programs during FY2016-FY2017 underestimates these services by an unknown amount because phase-in of Medicaid billing for substance use services has not been completed. This means all the substance use treatment data since FY2014 are incomplete, representing a growing, but unknown, fraction of these placements. The substance use service data will not be complete until all consumers are transferred from grant coverage to Medicaid reimbursement. The final transfers to Medicaid fee-for-service are scheduled to be in place for FY2019.



Behavioral Health Total Served								
	2012	2013	2014	2015	2016	2017	Average Change	Last Year Change
Residential Treatment Centers	1,046	863	907	867	828	1,272	6.46%	53.62%
Substance Use and Addiction Programs	2,370	2,188	1,922	NA	720	145	NA	-79.86%

Table 101

Table 101 represents the total number of youth who received services in a Residential Treatment Center or substance use program during *any part* of FY2017 and the five previous

fiscal years. As noted earlier, FY2015 substance use data is not available and the total number of youth served in substance use programs FY2016-FY2017 is underestimated by an unknown amount due to the incomplete phase-in of Medicaid billing for substance use services starting mid-FY2016. As in Table 100, this means all substance use service data since FY2014 are incomplete. The substance use service data will not be complete until all consumers are transferred from grant coverage to Medicaid. The final transfers to Medicaid fee-for-service are scheduled to be in place for FY2019.

Behavioral Health Placement Population Flow (Placements, Not Children)					
Residential Treatment Centers					
State Fiscal Year	Placements at Start of FY	Starts in FY (New Placements)	Total Served	Ends in FT (Placement Exits)	Placements at End of FY
2013	407	456	863	496	367
2014	401	480	881	477	404
2015	432	435	867	529	338
2016	NA	NA	828	NA	NA
2017	337	935	1,272	1,027	245
Three-Year Change	NA	NA	24.56%	NA	NA
Average Yearly Change	NA	NA	12.41%	NA	NA
Recent Year Change	NA	NA	53.62%	NA	NA
Substance Use and Addiction Programs					
State Fiscal Year	Placements at Start of FY	Starts in FY (New Placements)	Total Served	Ends in FT (Placement Exits)	Placements at End of FY
2013	180	2,008	2,188	2,012	176
2014	181	1,741	1,922	1,626	246
2015	NA	NA	NA	NA	NA
2016	NA	NA	720	NA	NA
2017	64	81	145	86	59
Three-Year Change	NA	NA	NA	NA	NA
Average Yearly Change	NA	NA	NA	NA	NA
Recent Year Change	NA	NA	-79.86%	NA	NA

Table 102

Table 102 “Population Flow” is the total number of Behavioral Health placements and placement changes in a fiscal year. It should be noted some youth may have had more than one placement or placement change during a particular fiscal year. The data for Residential Treatment Center placements (1) at the start of FY2016, (2) new placements during FY2106, (3) placement exits in FY2016 and (4) placements at the end of FY2016 are not available for reasons which have not been specified. Because of the absence of this data, it is not possible to estimate the “three-year,” “average yearly” and “recent year” change for FY2107, except for the “total served” in Residential Treatment Center placements. All the numbers for Substance Use and Addictions Programs in Table 102 are approximate including FY2013 and FY2014. This is due to the loss of all FY2015 substance use service data and the unknown percentages of underestimates of the substance use service data in FY2016 and FY2017. As already noted in Tables 100 and 101, this means all substance use service data tabulated since FY2014 are incomplete. The substance use service data will not be complete until all consumers are transferred from grant coverage to Medicaid. The final transfers to Medicaid fee-for-service are scheduled to be in place for FY2019.

## **Behavioral Health Administration Five-Year Trends**

In looking at the five-year trends, the gradual decline in the number of out-of-home Residential Treatment Center placements continues as shown in Table 100. This has been the goal of Behavioral Health, Human Services, and Juvenile Services at least since the annual report on out-of-home placements was initiated. There have been many wraparound behavioral health community initiatives developed in the last several years which have allowed a growing number of youth to be served in their homes.

This continuing decline in residential treatment placements is not immediately apparent in Table 101 which shows a 53.62% increase in Total Served from FY2016 to FY2017. One must consider Table 101 represents Total Placements during FY2017, not total number of individual children placed. In fact, the increase from FY2016 to FY2017 is an artifact of an unprecedented situation with Maryland Residential Treatment Centers in FY 2017. For a variety of reasons, three of the ten Residential Treatment Centers in Maryland closed during FY2017. This was a loss of approximately 150 Residential Treatment Center beds involving many children whose residential treatment was interrupted, requiring their transfer to another Residential Treatment Center and sometimes a second transfer. This resulted in over 150 “new” placements above and beyond the normal “total placements” within a fiscal year, inflating FY2017 numbers.

In the case of the substance use treatment numbers, the decline in substance use placements reported in Tables 100, 101, and 102 are also due artifacts in the data. In both one-day census numbers and Total Served, the FY2015 zero data point represents data lost due to unintended consequences from decisions on how substance use data was tracked, not an absence of services.

The indication of lower levels of services in FY2016 and FY2017, compared to FY2014 and before, reflects the gradual transfer in funding for residential substance use treatment from federal block grant funding to reimbursement through Maryland Medicaid fee-for service billing. This ongoing transfer of funding for substance use treatment services creates a situation where these services are consistently undercounted by an unknown, but presumably gradually, declining percentage. All the substance use treatment numbers will remain inaccurate for FY2016 through FY2018.

Behavioral Health Placement By Jurisdiction																													
Home Jurisdiction of Children	Jurisdiction Where Children Were Placed																												
	# children from jurisdiction in placement	% of children Statewide in placements from jurisdiction	Allegany	Anne Arundel	Baltimore	Baltimore City	Calvert	Caroline	Carroll	Cecil	Charles	Dorchester	Frederick	Garrett	Harford	Howard	Kent	Montgomery	Prince George's	Queen Anne's	Somerset	St. Mary's	Talbot	Washington	Wicomico	Worcester	Out-of-State	Unknown	
Allegany	4	1%	0	0	1	3	0	0	0	0	0	0	0	0	0	0	0	0	0	0	0	0	0	0	0	0	0	0	0
Anne Arundel	20	5%	0	1	1	17	0	0	0	0	0	0	1	0	0	0	0	0	0	0	0	0	0	0	0	0	0	0	0
Baltimore	68	18%	0	0	14	47	0	0	0	0	0	0	5	0	0	0	0	2	0	0	0	0	0	0	0	0	0	0	0
Baltimore City	51	13%	0	0	18	30	0	0	0	0	0	0	1	0	0	0	0	1	1	0	0	0	0	0	0	0	0	0	0
Calvert	7	2%	0	0	0	6	0	0	0	0	0	0	1	0	0	0	0	0	0	0	0	0	0	0	0	0	0	0	0
Caroline	4	1%	0	0	0	3	0	1	0	0	0	0	0	0	0	0	0	0	0	0	0	0	0	0	0	0	0	0	0
Carroll	7	2%	0	0	0	6	0	0	0	0	0	0	1	0	0	0	0	0	0	0	0	0	0	0	0	0	0	0	0
Cecil	10	3%	0	0	1	8	0	0	0	0	0	0	0	0	0	0	0	1	0	0	0	0	0	0	0	0	0	0	0
Charles	10	3%	0	0	3	5	0	0	0	0	0	0	0	0	0	0	0	2	0	0	0	0	0	0	0	0	0	0	0
Dorchester	6	2%	1	0	1	4	0	0	0	0	0	0	0	0	0	0	0	0	0	0	0	0	0	0	0	0	0	0	0
Frederick	29	8%	0	0	1	7	0	0	0	0	0	0	17	0	0	0	0	4	0	0	0	0	0	0	0	0	0	0	0
Garrett	0	0%	0	0	0	0	0	0	0	0	0	0	0	0	0	0	0	0	0	0	0	0	0	0	0	0	0	0	0
Harford	16	4%	0	0	3	11	0	0	0	0	0	0	2	0	0	0	0	0	0	0	0	0	0	0	0	0	0	0	0
Howard	10	3%	0	0	1	8	0	0	0	0	0	0	1	0	0	0	0	0	0	0	0	0	0	0	0	0	0	0	0
Kent	3	1%	0	0	0	0	0	0	0	0	0	0	1	0	0	0	2	0	0	0	0	0	0	0	0	0	0	0	0
Montgomery	62	16%	1	0	9	12	0	0	0	0	0	0	6	0	0	0	0	34	0	0	0	0	0	0	0	0	0	0	0
Prince George's	30	8%	0	0	9	17	0	0	0	0	0	0	2	0	0	0	0	2	0	0	0	0	0	0	0	0	0	0	0
Queen Anne's	0	0%	0	0	0	0	0	0	0	0	0	0	0	0	0	0	0	0	0	0	0	0	0	0	0	0	0	0	0
Somerset	3	1%	1	0	0	2	0	0	0	0	0	0	0	0	0	0	0	0	0	0	0	0	0	0	0	0	0	0	0
St. Mary's	11	3%	0	0	1	8	0	0	0	0	0	0	1	0	0	0	0	1	0	0	0	0	0	0	0	0	0	0	0
Talbot	1	0%	0	0	0	1	0	0	0	0	0	0	0	0	0	0	0	0	0	0	0	0	0	0	0	0	0	0	0
Washington	12	3%	1	0	0	3	0	0	0	0	0	0	7	0	0	0	0	1	0	0	0	0	0	0	0	0	0	0	0
Wicomico	8	2%	2	0	2	4	0	0	0	0	0	0	0	0	0	0	0	0	0	0	0	0	0	0	0	0	0	0	0
Worcester	3	1%	1	0	1	1	0	0	0	0	0	0	0	0	0	0	0	0	0	0	0	0	0	0	0	0	0	0	0
Out-of-State	5	1%	0	0	1	2	0	0	0	0	0	0	0	0	1	0	0	1	0	0	0	0	0	0	0	0	0	0	0
Unknown	0	0%	0	0	0	0	0	0	0	0	0	0	0	0	0	0	0	0	0	0	0	0	0	0	0	0	0	0	0
Grand Total	380	100%	7	1	67	205	0	1	0	0	0	0	46	0	1	0	2	49	1	0	0	0	0	0	0	0	0	0	0
% of children from jurisdiction			0%	5%	21%	59%	0%	25%	0%	0%	0%	0%	59%	NA	0%	0%	67%	55%	0%	NA	0%	0%	0%	0%	0%	0%	0%	0%	NA
% children Statewide in all			2%	0%	18%	54%	0%	0%	0%	0%	0%	0%	12%	0%	0%	0%	1%	13%	0%	0%	0%	0%	0%	0%	0%	0%	0%	0%	0%

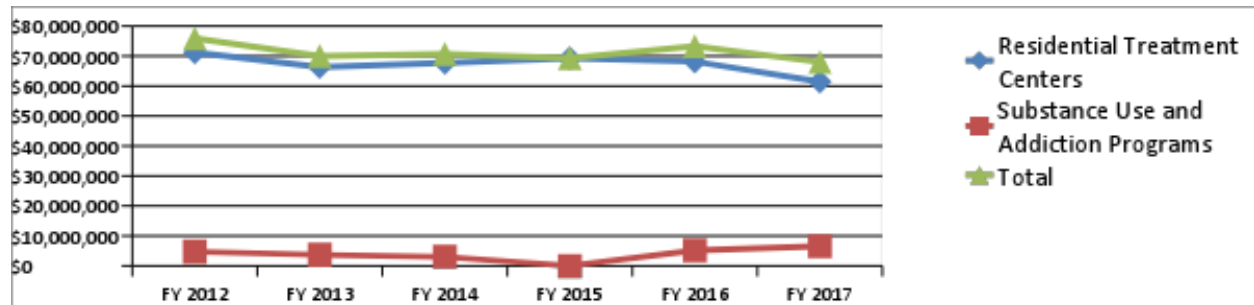
Table 103

Table 103 shows Behavioral Health placements from each jurisdiction to each jurisdiction on the one-day census of January 31, 2017. The numbers from each jurisdiction (table rows) roughly correspond to jurisdiction population as may be expected. The jurisdictions where children were placed in Residential Treatment Centers (table columns) are not evenly distributed throughout Maryland, nor are the Substance Use and Addiction Programs.

As noted above, three Residential Treatment Centers closed during FY2017. Currently, there are seven residential treatment centers in Maryland - three in Baltimore City, two in Baltimore County, one in Montgomery County, and one in Frederick County. The substance programs are also not distributed evenly throughout the State, but these include Allegany, Anne Arundel, Charles, and Wicomico Counties where youth were admitted to substance use services during FY2017.

Although placement within (or near) a youth’s jurisdiction is one factor considered in placing a child in a Residential Treatment Center, the primary determinants are the youth’s treatment needs (not all Residential Treatment Centers offer the same services) and whether a particular program has a vacancy at the time of referral or anticipates one within a reasonable time frame. Finally, each individual center determines which youth will be admitted, also considering the child’s needs, programs, and vacancy constraints at the time of admission.

Table 103 includes five (5) youth placed out-of-State. All five (5) were in out-of-State placements at the beginning of FY2017. Trends in out-of-State Residential Treatment Center placements are presented in Table 109 (addendum).



Behavioral Health Cost Data								
Subcategory	FY2012	FY2013	FY2014	FY2015	FY2016	FY2017	Average Change	Last Year Change
Residential Treatment Centers	\$71,180,664	\$66,348,547	\$67,700,710	\$69,286,039	\$68,162,151	\$60,723,893	-2.99%	-10.91%
Substance Use and Addiction Programs	\$4,739,245	\$3,676,839	\$3,003,888	NA	\$5,135,921	\$6,539,144	NA	27.32%
Total	\$75,919,909	\$70,025,386	\$70,704,598	\$69,286,039	\$73,298,072	\$67,263,037	-2.25%	-8.23%

Table 104

Table 104 shows the total costs of Residential Treatment Center and substance use placements in FY2017 and the previous five years, both separately and together (Total).





Behavioral Health Cost Per Bed-Day								
Subcategory	FY2012	FY2013	FY2014	FY2015	FY2016	FY2017	Average Change	Last Year Change
Residential Treatment Centers	\$460	\$458	\$475	\$490	\$498	\$518	2.43%	4.08%
Substance Use and Addiction Programs	\$71	\$59	\$48	NA	\$278	\$388	NA	39.47%

Table 105

Table 105 shows costs of Residential Treatment Center placements and substance use placements as a per diem (bed-day) cost. [Note: FY2015 substance use data is missing and is not zero dollars.]

The cost of Residential Treatment Center treatment is by far the larger factor in the Behavioral Health Administration’s costs in out-of-home placements due to the complexity and length and expense of residential treatment center care. There have been modest increases in recent years.

Youth who are placed in Residential Treatment Centers have the most severe behavioral health needs and require 24-hour multidisciplinary care and supervision for extended periods of time. There are relatively few youth referred to Residential Treatment Centers, but children may spend a year or more in intensive residential treatment.

Total Residential Treatment Center costs vary by the number of youth who are placed, by specific placement since programs can receive different levels of reimbursement depending on types of services rendered, and overall Residential Treatment Center program costs can vary year to year. Bed-day costs also vary but these costs are the average for all children’s treatment across all Residential Treatment Center placements, in-State and out-of-State, utilized in a given fiscal year.

In contrast, substance treatment programs are 28-day programs focused on treating proximal factors contributing to substance use prior to referrals to outpatient programs to continue the individual’s treatment for substance use problems and continue to progress in their recovery.

Many more individuals are referred for substance use programs than to Residential Treatment Centers (a factor of two to three times as many). Total substance use program costs are less because staffing requirements are less complex for substance use placements compared to the residential treatment centers. The clear disparity in bed-day substance use treatment costs in FY2016-FY2017 compared to those from FY2012-FY2014 is the result of differences in calculating costs during federal grant funding to reimbursement through Medicaid fee-for-

service. These inconsistencies will stabilize as the conversion to Medicaid reimbursement continues to FY2019.

Tables 106, 107, and 108 show placement data by demographics from annual one-day censuses and include both Residential Treatment Center and substance use data, *except* for the FY2015 data for which substance use data is not available. In FY2017, the substance use data represents those youth for whom Medicaid billing was submitted, not every youth in substance treatment, so the numbers underestimate the total number. As conversion for all substance use placements to the Medicaid system continues, these numbers will more accurately reflect actual placements.

Table 106 shows ages of youth in treatment have generally remained steady over time. Most of the youth in treatment are 12 through 17 years of age (currently 73.9% of all children).

Table 107 shows placement data by gender. Female placement rates have remained between 34% and 35% of all placements for years with complete data, those between FY2012 and FY2017.

Table 108 shows placement data by race. The rate of out-of-home placements for Black children has long been and remains disproportionately higher than for White children. In FY2017 African American children accounted for 49% of all out-of-home placements and White children account for 38% of all out-of-home placements. However, during this period, African American children comprised approximately 30% of Maryland's population and White children comprised approximately 60%.

This means in FY2017, an African American child was more than two-and-a-half (2.58) times as likely as a White child to be placed in an out-of-home placement. This Behavioral Health data suggests disproportionality in placements continue to increase since FY2014. Current Behavioral Health data is stronger for Residential Treatment Center placements than substance use because of the unavailability of substance use data in FY2015 and from having only partial data in FY2016.

### **Behavioral Health Administration Out-of-State Placements**

Table 109 shows the numbers of youth in out-of-State Residential Treatment Center placements on the annual one-day censuses January 31, FY2012 through FY2017. In FY2017, there were five.

The five youth in out-of-State Residential Treatment Center placements represent only 1% of all Residential Treatment Center placements in FY2017. Of these five youth, four were court committed to and placed by local departments of social services, and one was placed by parents with assistance from the local Core Service Agency associated with Behavioral Health.

Four are male (80%) and one is female male (20%). These individuals were placed at four residential treatment centers located in Georgia, Massachusetts, and South Carolina. Each of the four residential treatment centers has a placement contract with Department of Human Services and each is enrolled as a Maryland Medicaid provider.

Ages served range from 15 to 20. Three youth have diagnoses including post-traumatic stress disorder and histories of severe abuse. Two have developmental problems including intellectual disability or autism spectrum disorder. All have problems with emotional and/or behavioral regulation, oppositional defiant disorder and/or impulse control disorders. All have had previous treatment in a residential treatment center and all were eventually rejected by the Maryland residential treatment centers.

Maryland's child serving agencies have long been interested in reducing the number of children who go to out-of-State placements for several reasons. The main reason is out-of-State placements can be more disruptive to the child and his/her family which can hinder treatment. Distance puts a significant barrier to a family's ability to participate in their child's treatment and to have contact with their child. Distance also interferes with the ability of the departments' case managers to participate in the placement's treatment planning and follow the child's progress and, finally, out-of-State programs are often more expensive than in-State programs.

The practicality of treating youth with the combinations of severe behavior health disorders described above in Maryland facilities is problematic. Within the past five years, the number of these complex and severely impaired youth placed out-of-State has varied from six to 26 on the one-day census. The economics of serving these youth in Maryland residential treatment centers may make it unreasonable for providers to increase their staff, space, structure, and protocols for a very small and highly variable number of these youth with complex and severe impairments. An in-State facility might only have one or two youth at any given time, at most.

Creating a special unit for these youth also has its drawbacks, as the optimal treatment approach may be very different from one youth to another. For example, individuals with sexual behavior problems are not treated on the same unit as those without such problems. Treating male and female youth on the same unit would be another conundrum. As it stands now with out-of-State youth, each one is in the best treatment program available for their needs in their current setting.

Behavioral Health remains committed to serve every Maryland child in Maryland whenever possible. Prevention and intervention as early as possible are strategies designed to prevent long-term out-of-home and institutional care. This Report of FY2017 data shows the number of out-of-State placements made through Behavioral Health is as low as it has been in ten years.

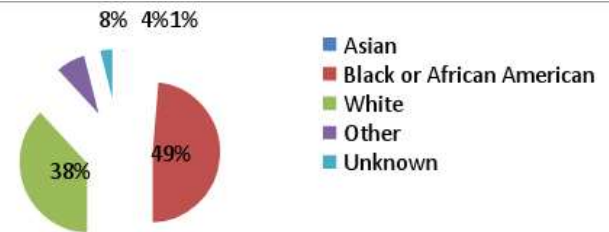
### Age



Behavioral Health Age Trends								
Age	1/31/12	1/31/13	1/31/14	1/31/15	1/31/16	1/31/17	Average Change	Last Year Change
0 through 5	1	1	0	1	0	0	NA	NA
6 through 11	49	88	51	48	45	45	5.08%	0.00%
12 through 17	285	301	340	318	323	281	0.13%	-13.00%
18 and over	36	3	27	18	55	54	175.75%	-1.82%
Total	371	393	418	385	423	380	0.82%	-10.17%

Table 106

### Race



Behavioral Health Race Trends								
Race	1/31/12	1/31/13	1/31/14	1/31/15	1/31/16	1/31/17	Average Change	Last Year Change
American Indian / Alaskan	3	1	1	2	1	1	-3.33%	0%
Asian	4	3	4	3	4	5	8.33%	25%
Black or African American	222	257	287	208	197	184	-2.39%	-6.60%
Native Hawaiian / Pacific	0	0	0	0	14	1	NA	-92.86%
White	276	253	278	137	157	144	-8.57%	-8.28%
Bi-Racial / Multiple Race	1	1	28	0	0	0	NA	NA
Other	30	31	14	25	49	30	16.86%	-38.78%
Unknown	15	22	1	10	1	15	432.24%	1400%
Total	551	568	613	385	423	380	-5.30%	-10.17%

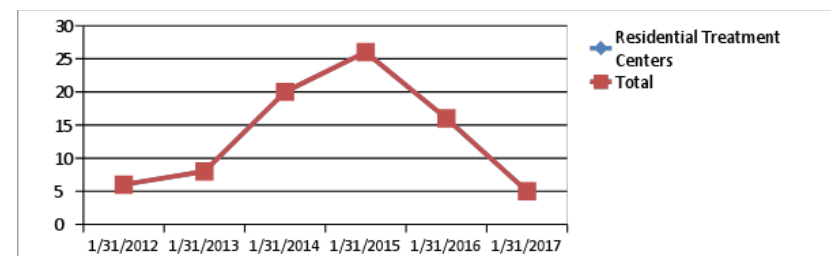
Table 108

### Gender



Behavioral Health Gender Trends								
Gender	1/31/12	1/31/13	1/31/14	1/31/15	1/31/16	1/31/17	Average Change	Last Year Change
Male	361	367	409	239	249	239	-5.66%	-4.02%
Female	190	201	213	144	165	134	-4.97%	-18.79%
Unknown	0	0	0	2	9	7	NA	-22.22%
Total	551	568	622	385	423	380	-5.16%	-10.17%

Table 107



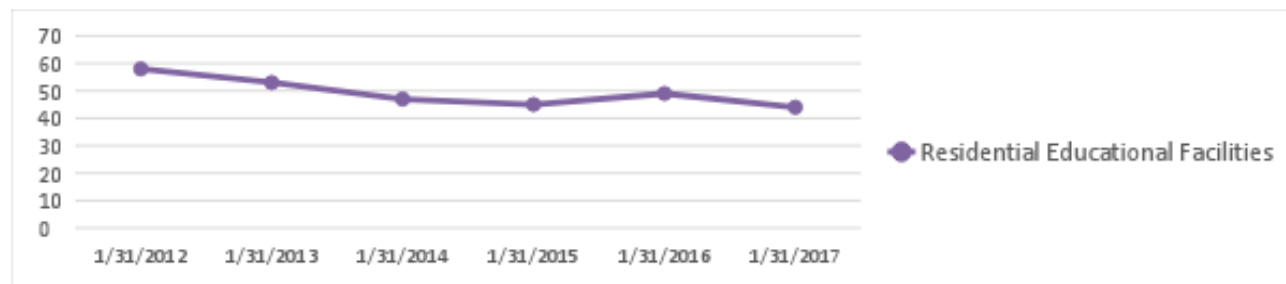
Behavioral Health Out-of-State Placement Trends								
Subcategory	1/31/12	1/31/13	1/31/14	1/31/15	1/31/16	1/31/17	Average Change	Last Year Change
Residential Treatment Centers	6	8	20	26	16	5	21.22%	-68.75%
Total	6	8	20	26	16	5	21.22%	-68.75%

Table 109

## Maryland State Department of Education Summary

Local school systems are required to provide a Free Appropriate Public Education for all students who require special education and related services. Special education and related services for children in residential placements are determined through the Individualized Education Program team process. The Individualized Education Program team, including the parent, determines the services required, the type of program, and identifies the location for the delivery of services. The team is charged with ensuring that the child is demonstrating educational progress in the approved placement, and the team may determine at any time that a change in placement is necessary to implement the Individualized Education Program and to provide a Free Appropriate Public Education. An out-of-home placement only occurs for a student placed by a Local School System when the team determines that the child requires a residential educational facility.

Maryland residential treatment centers are approved for educational purposes as residential educational facilities. The number of students requiring residential settings as a school placement is approximately .041% of the total population of students with disabilities. The Local School Systems are required to provide special education and related services through the school year in which the child turns 21.



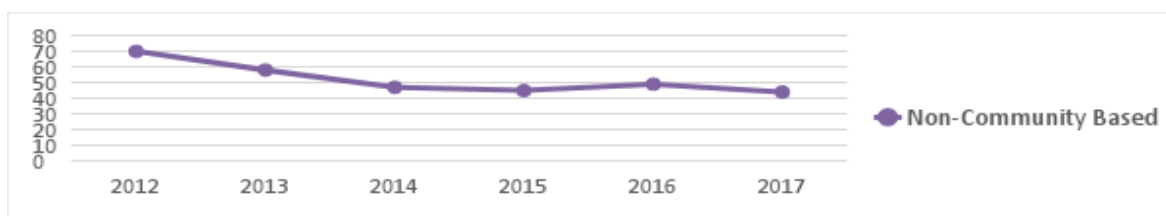
Education Placement Trends								
Subcategory	1/31/2012	1/31/2013	1/31/2014	1/31/2015	1/31/2016	1/31/2017	Average Change	Last Year Change
Diagnostic Evaluation Treatment Program	0	0	0	0	0	0	NA	0
Juvenile Commitment Programs	0	0	0	0	0	0	NA	0
Secure Juvenile Commitments	0	0	0	0	0	0	NA	0
Residential Educational Facilities	58	53	47	45	49	44	-4.25%	-10.20%
Residential Treatment Centers	0	0	0	0	0	0	NA	0
Substance Use and Addiction Programs	0	0	0	0	0	0	NA	0
Living Arrangement - Non-Community-Based	0	0	0	0	0	0	NA	0
Total	58	53	47	45	49	44	-4.25%	-10.20%

Table 120

### State Department of Education 2017 Highlights

The Maryland State Department of Education (Education) continued to work with Maryland residential school providers to ensure costs reflective of services needed and staffing appropriate for the population served. There was a focused push by Education to increase preventative service initiatives to hold or reduce the need for nonpublic placements; with a goal for local school systems to build capacity for placements. In addition, the Education has extended substantial technical assistance to the schools, programmatically, as well as to

support the design of individualized plans that keep students in the State and in their homes. The Department will continue to work with the schools to ensure effective and individualized service packages. This work supports the State initiative to have Maryland's children served within the State.



Education Total Served								
Category	2012	2013	2014	2015	2016	2017	Average Change	Last Year Change
Family Home	0	0	0	0	0	0	NA	0
Community-Based	0	0	0	0	0	0	NA	0
Non-Community Based	70	58	47	45	49	44	-6.95%	-10.20%
Hospitalization	0	0	0	0	0	0	NA	0
Not Available	0	0	0	0	0	0	NA	0
Total	70	58	47	45	49	44	-6.95%	-10.20%

Table 121

### Department of Education Demographics

The demographics for students in residential schools can be compared to the demographics for Maryland students with disabilities. The number of students in out-of-home placements (residential schools) represents .041% of all students in Maryland identified as having educational disabilities. The Male to Female percentages for residential schools are 79.5% Male to 20.5% Female, while Statewide percentages are 68.6% Male to 31.4% Female.

When comparing race demographics for residential school placements, the following are noted: Asian = 9.1%, African American = 22.7%, White = 61.3%, Bi-Racial/Multiple Races = 2.3% and Other = 4.5%. The Statewide percentages related to race for Maryland students with disabilities are: American Indian/Alaskan Native = .3%, Asian 3.2%, Black or African American 40.8%, Hispanic/Latino = 14.6%, White 37.1%, and Bi-Racial/Multiple Races = 3.9%. The "Maryland Special Education/Early Intervention Census Data and Related Tables" (October 1, 2016) provide extensive demographic information for Maryland students with disabilities and can be located at:

<http://archives.marylandpublicschools.org/MSDE/divisions/planningresultstest/2016-2017-Student-Publications.html>

Education Population Flow (All Placements)					
State Fiscal Year	Placements at Start of FY	Starts in FY (New Placements)	Total Served	Ends in FT (Placement Exits)	Placements at End of FY
2013	33	25	58	5	53
2014	38	15	53	6	47
2015	29	19	48	7	41
2016	35	18	53	9	44
2017	23	23	46	7	12
Three-Year Change	-6.80%	-63.72%	-1.40%	3.17%	-32.71%
Average Yearly Change	-5.53%	2.30%	-5.21%	10.75%	-22.37%
Recent Year Change	-34.29%	27.78%	-13.21%	-22.22%	-72.73%

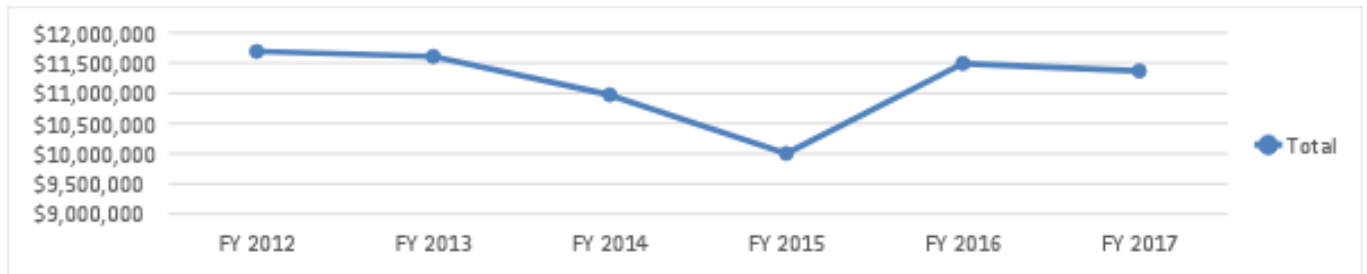
Table 122

Education Placement By Jurisdiction																												
Home Jurisdiction of Children	Jurisdiction Where Children Were Placed																											
	# children from jurisdiction in placement	% of children Statewide in placements from jurisdiction	Allegany	Anne Arundel	Baltimore	Baltimore City	Calvert	Caroline	Carroll	Cecil	Charles	Dorchester	Frederick	Garrett	Harford	Howard	Kent	Montgomery	Prince George's	Queen Anne's	Somerset	St. Mary's	Talbot	Washington	Wicomico	Worcester	Out-of-State	Unknown
Allegany	0	0%	0	0	0	0	0	0	0	0	0	0	0	0	0	0	0	0	0	0	0	0	0	0	0	0	0	0
Anne Arundel	0	0%	0	0	0	0	0	0	0	0	0	0	0	0	0	0	0	0	0	0	0	0	0	0	0	0	0	0
Baltimore	5	11%	0	0	0	0	2	0	0	0	0	0	0	0	2	0	0	0	0	0	0	0	0	0	0	0	1	0
Baltimore City	4	9%	0	0	0	0	1	0	1	0	0	0	0	0	0	0	0	0	0	0	0	0	0	0	0	0	2	0
Calvert	1	2%	0	0	0	0	0	0	0	0	0	0	0	0	0	0	0	0	0	0	0	0	0	0	0	0	1	0
Caroline	1	2%	0	0	0	0	1	0	0	0	0	0	0	0	0	0	0	0	0	0	0	0	0	0	0	0	0	0
Carroll	0	0%	0	0	0	0	0	0	0	0	0	0	0	0	0	0	0	0	0	0	0	0	0	0	0	0	0	0
Cecil	1	2%	0	0	0	0	1	0	0	0	0	0	0	0	0	0	0	0	0	0	0	0	0	0	0	0	0	0
Charles	0	0%	0	0	0	0	0	0	0	0	0	0	0	0	0	0	0	0	0	0	0	0	0	0	0	0	0	0
Dorchester	0	0%	0	0	0	0	0	0	0	0	0	0	0	0	0	0	0	0	0	0	0	0	0	0	0	0	0	0
Frederick	9	20%	0	0	0	0	1	0	0	0	0	0	0	0	4	0	1	0	0	0	0	0	0	0	0	0	3	0
Garrett	0	0%	0	0	0	0	0	0	0	0	0	0	0	0	0	0	0	0	0	0	0	0	0	0	0	0	0	0
Harford	1	2%	0	0	0	0	1	0	0	0	0	0	0	0	0	0	0	0	0	0	0	0	0	0	0	0	0	0
Howard	1	2%	0	0	0	0	0	0	1	0	0	0	0	0	0	0	0	0	0	0	0	0	0	0	0	0	0	0
Kent	1	2%	0	0	0	0	1	0	0	0	0	0	0	0	0	0	0	0	0	0	0	0	0	0	0	0	0	0
Montgomery	16	36%	0	0	0	0	6	0	2	0	0	0	0	0	0	0	5	0	0	0	0	0	0	0	0	0	3	0
Prince George's	3	7%	0	0	0	0	1	0	1	0	0	0	0	0	0	0	1	0	0	0	0	0	0	0	0	0	0	0
Queen Anne's	0	0%	0	0	0	0	0	0	0	0	0	0	0	0	0	0	0	0	0	0	0	0	0	0	0	0	0	0
Somerset	0	0%	0	0	0	0	0	0	0	0	0	0	0	0	0	0	0	0	0	0	0	0	0	0	0	0	0	0
St. Mary's	0	0%	0	0	0	0	0	0	0	0	0	0	0	0	0	0	0	0	0	0	0	0	0	0	0	0	0	0
Talbot	0	0%	0	0	0	0	0	0	0	0	0	0	0	0	0	0	0	0	0	0	0	0	0	0	0	0	0	0
Washington	0	0%	0	0	0	0	0	0	0	0	0	0	0	0	0	0	0	0	0	0	0	0	0	0	0	0	0	0
Wicomico	1	2%	0	0	1	0	0	0	0	0	0	0	0	0	0	0	0	0	0	0	0	0	0	0	0	0	0	0
Worcester	0	0%	0	0	0	0	0	0	0	0	0	0	0	0	0	0	0	0	0	0	0	0	0	0	0	0	0	0
Out-of-State	0	0%	0	0	0	0	0	0	0	0	0	0	0	0	0	0	0	0	0	0	0	0	0	0	0	0	0	0
Unknown	0	0%	0	0	0	0	0	0	0	0	0	0	0	0	0	0	0	0	0	0	0	0	0	0	0	0	0	0
Grand Total	44	100%	0	0	1	0	15	0	5	0	0	0	0	0	6	0	7	0	0	0	0	0	0	0	0	0	10	0
% of children from jurisdiction			0%	0%	0%	0%	100%	0%	0%	0%	0%	0%	0%	0%	0%	0%	0%	31%	0%	0%	0%	0%	0%	0%	0%	0%	0%	0%
% children Statewide in all			0%	0%	2%	0%	34%	0%	11%	0%	0%	0%	0%	0%	14%	0%	16%	0%	0%	0%	0%	0%	0%	0%	0%	0%	23%	0%

Table 123

## Department of Education Costs

The cost for the average out-of-home residential annual placement for a student has increased by 14% from FY2016 to FY2017. This is reflective of the increased need for programs to have direct one to one supervision and support services for students. These services are necessary to ensure appropriate engagement in activity for each student, individualized implementation of instruction, behavioral plans, and student and staff safety.



Education Total Costs								
Subcategory	FY2012	FY2013	FY2014	FY2015	FY2016	FY2017	Average Change	Last Year Change
Residential Educational Facilities	\$11,690,683	\$11,607,471	\$10,972,899	\$10,003,490	\$11,492,102	\$11,369,006	-0.24%	-1.07%
Total	\$11,690,683	\$11,607,471	\$10,972,899	\$10,003,490	\$11,492,102	\$11,369,006	-0.24%	-1.07%

Table 124

## Local School System Out-of-State Placements

A school system may find it necessary to place a student in an appropriate out-of-State residential school because of the highly unique needs of that student. Prior to making this decision for the student, the Individualized Education Program team must consider the appropriateness of all in-State residential schools, including the proximity of the school placement to the child's home. When considering an out-of-State residential school, the local school system works collaboratively with the Department of Education to review the appropriateness of the program and facility to provide education services to Maryland children and in accordance with COMAR 13A.05.01.12.

A review of the profiles of the students placed out-of-State reveals a wide variation of needs, ages, grade placements and goals for the students. The challenges that require a student to be placed out-of-State varies for each individual student and it is not necessarily related to a lack of specific services offered by Maryland providers. The 10 students placed out-of-State represent 22.7% of the 44 students requiring residential schools.

The current student profiles served by out-of-State providers include:

- medically fragile, low cognitive abilities, and a pattern of behaviors that are of danger to self and others;
- complex emotional disabilities with challenging behavioral profiles, and have not experienced success with the Maryland residential treatment center model;



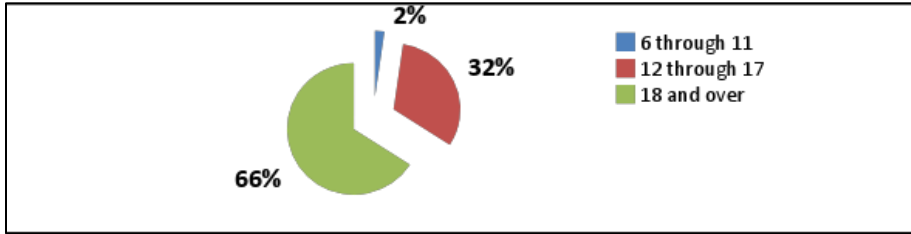
- significant mental health and behavioral needs, and requires American Sign Language as the primary language for all instruction and throughout the school day; and,
- low cognitive abilities and severe aggressive behavior patterns, and/or sexually inappropriate behaviors.

### **Department of Education Strategies/Recommendation**

The Department's Division of Special Education/Early Intervention Services has worked directly with Maryland private day and residential education facilities to build in-State capacity for students requiring intensive services. The Department provides ongoing support and technical assistance to Autism Waiver providers, and others, to build capacity and quality programming for students. During the 2017-2018 school year the Department's Division of Special Education/Early Intervention Services will continue to support local school systems to enhance services and supports for students to remain in their community schools.

The Department supports the Local Care Team process and cross-agency collaboration to ensure the development of community based and residential programs to meet the needs of students typically placed out-of-State and to facilitate the return of these students to Maryland programs and schools.

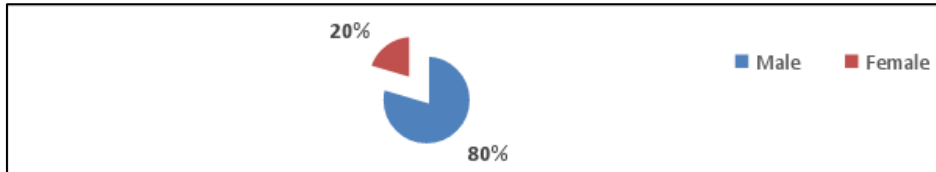
### Age



Education Non-Community-Based Age Trends								
	1/31/12	1/31/13	1/31/14	1/31/15	1/31/16	1/31/17	Average Change	Last Year Change
0 through 5	0	0	0	0	0	0	0	0
6 through 11	2	2	2	0	1	1	NA	0
12 through 17	28	24	21	21	12	14	-10.60%	16.67%
18 and over	28	27	24	24	36	29	3.17%	-19.44%
Total	58	53	47	45	49	44	-5.10%	-10.20%

Table 125

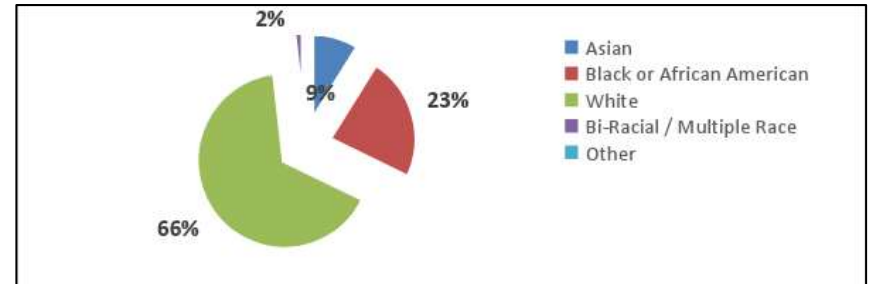
### Gender



Education Non-Community-Based Gender Trends								
	1/31/12	1/31/13	1/31/14	1/31/15	1/31/16	1/31/17	Average Change	Last Year Change
Male	41	38	39	39	40	35	-2.92%	-12.50%
Female	17	15	8	6	9	9	-6.69%	0.00%
Unknown	0	0	0	0	0	0	0	0
Total	58	53	47	45	49	44	-5.10%	-10.20%

Table 126

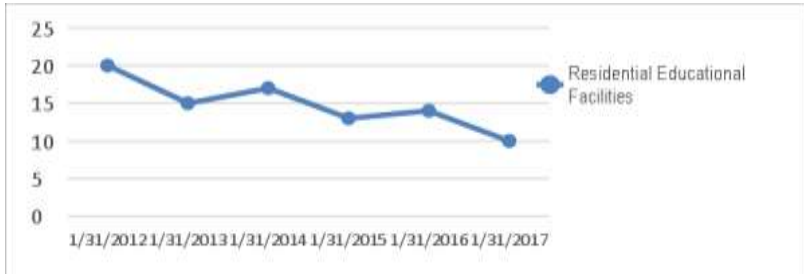
### Race



Education Non-Community-Based Race Trends								
	1/31/12	1/31/13	1/31/14	1/31/15	1/31/16	1/31/17	Average Change	Last Year Change
American Indian / Alaskan	6	6	7	7	2	3	-0.95%	50.00%
Asian	30	32	34	28	35	40	6.91%	14.29%
Black or African American	5,643	4,949	4,203	3,662	3,502	2,980	-11.90%	-14.91%
Native Hawaiian / Pacific	5	3	3	3	17	4	70.04%	-76.47%
White	2,388	2,247	1,952	1,781	1,785	1,570	-7.92%	-12.04%
Bi-Racial / Multiple Race	267	236	233	259	263	239	-1.86%	-9.13%
Other	227	220	191	181	166	170	-5.48%	2.41%
Unknown	109	130	126	130	153	194	12.77%	26.80%
Total	8,675	7,823	6,749	6,051	5,923	5,200	-9.64%	-12.21%

Table 127

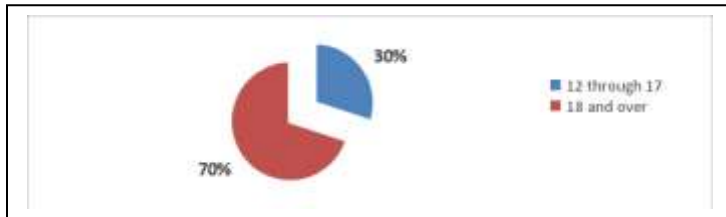
### Out-of-State Placement Trends



Education Out-of-State Non-Community-Based Trends								
	1/31/12	1/31/13	1/31/14	1/31/15	1/31/16	1/31/17	Average Change	Last Year Change
Residential Educational Facilities	20	15	17	13	14	10	-11.22%	-28.57%
Total	20	15	17	13	14	10	-11.22%	-41.18%

Table 128

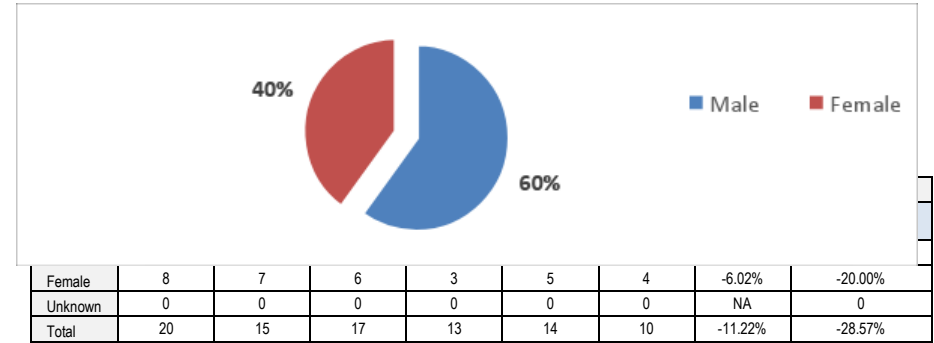
### Out-of-State Age



Education Out-of-State Age Trends								
	1/31/12	1/31/13	1/31/14	1/31/15	1/31/16	1/31/17	Avg.	Last Year Change
0 through 5	0	0	0	0	0	0	0	0
6 through 11	1	1	1	0	0	0	0	0
12 through 17	6	7	6	5	3	3	-10.86%	0
18 and over	13	7	10	8	11	7	-4.43%	-36.36%
Total	20	15	17	13	17	10	-9.12%	-41.18%

Table 129

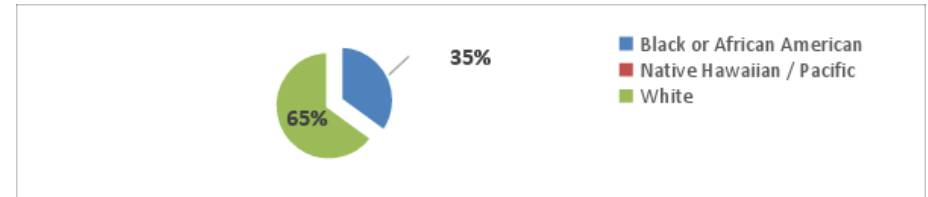
### Out-of-State Gender



Female	8	7	6	3	5	4	-6.02%	-20.00%
Unknown	0	0	0	0	0	0	NA	0
Total	20	15	17	13	14	10	-11.22%	-28.57%

Table 130

### Out-of-State Race



Education Out-of-State Race Trends								
	1/31/12	1/31/13	1/31/14	1/31/15	1/31/16	1/31/17	Average Change	Last Year Change
American Indian / Alaskan	0	0	0	0	0	0	0	0
Asian	0	0	0	0	0	0	0	0
Black or African American	7	6	6	4	4	4	-9.52%	0
Native Hawaiian / Pacific	0	0	0	0	0	0	0	0
White	13	9	11	9	9	5	-14.23%	-44.44%
Bi-Racial / Multiple Race	0	0	0	0	0	0	0	0
Other	0	0	0	0	1	1	NA	0
Unknown	0	0	0	0	0	0	0	0
Total	20	15	17	13	14	10	-11.22%	-28.57%

Table 131

## Maryland School for the Blind and Maryland School for the Deaf

---

### The Maryland School for the Deaf

The Maryland School for the Deaf is established under § 8-304 of the Education Article of the Annotated Code of Maryland. The Department of Education is required to admit free of charge all students who are Maryland residents and meet the established admissions criteria. Section § 8-305 requires each local school system to notify parents or guardians of each hearing-impaired child of the availability of the educational programs offered by the School for the Deaf. Funding for the School for the Deaf is established under § 8-310.3. The School for the Deaf is also required to establish and operate a program of enhanced services for deaf students who have moderate to severe disabilities under § 8-310.1, with funding provided jointly by the State and the county. The majority of students enrolled at the School for the Deaf are placed by parents or guardians rather than by a local school system. Children receiving enhanced services<sup>6</sup> are placed by local school systems through the Individualized Education Program team process. A small number of students, placed by the Individualized Education Program team process, live on campus during the school week.

Maryland School for the Deaf Total Costs				
	Total Residential Served	Residential Cost	Educational Cost	Total Cost
FY2012	123	\$2,476,233	\$6,162,792	\$8,639,025
FY2013	125	\$2,415,309	\$5,704,625	\$8,119,934
FY2014	125	\$2,456,214	\$5,877,375	\$8,333,589
FY2015	122	\$2,701,397	\$5,715,334	\$8,416,731
FY2016	121	\$2,686,097	\$6,021,731	\$8,707,828
FY2017	120	\$2,673,228	\$6,273,914	\$8,947,142

Table 132

### The Maryland School for the Blind

The Maryland School for the Blind is established to provide services for children placed by local school systems through the Individualized Education Program team process. In accordance with § 8-307.1, each local school system shall notify the parents or guardians of each blind or visually-impaired child, including children with multiple disabilities, of the availability of the educational programs, and administrative policies of the schools under their jurisdiction. The School for the Blind is required to establish and operate a program of enhanced services<sup>7</sup> for students who are blind and have other disabilities. Funding for these services is provided jointly by the State and county. The budget for the School for the Blind is submitted annually by the Governor to the General Assembly. The residential program offers a continuum of service options. Students may participate in the extended-day program, as part-time or full-time student, or may reside in a dormitory or in a house on the campus during the school week.

---

<sup>6</sup> Enhanced services allow students to receive educational services in Maryland rather than out-of-State residential programs.

<sup>7</sup> See footnote 6.

Maryland School for the Blind Total Costs				
	Total Residential Served	Residential Cost	Educational Cost	Total Cost
FY2012	89	\$4,722,467	\$8,316,387	\$13,038,854
FY2013	91	\$5,043,578	\$9,632,009	\$14,675,587
FY2014	93	\$5,238,222	\$9,521,892	\$14,760,114
FY2015	96	\$5,238,300	\$9,816,144	\$15,054,444
FY2016	94	\$5,535,390	\$9,922,890	\$15,458,280
FY2017	87	\$6,590,729	\$10,720,758	\$17,311,487

**Table 132**

## **Family Preservation Services**

---

The Department of Human Services provides family preservation services to children and families at risk of child maltreatment and/or out-of-home placement. Rooted in the 1980 federal child welfare law to make “reasonable efforts to prevent out-of-home placement,” Maryland has provided in-home interventions since the early 1980s. These services are provided by the local departments of social services as In-Home or Family Preservation services.

From 1990 to the present, Interagency Family Preservation Services (Family Preservation) was added in Maryland as an interagency approach to preserving families with children at imminent risk of placement from all child-serving agencies. Until FY2008, Family Preservation was administered by the Governor’s Office for Children, after which the program and the funding were integrated into Human Services’ In-Home services.

Family preservation/In-Home services can be evaluated by examining families’ risk levels, and the incidence rates of maltreatment and out-of-home placement. Risk is assessed by the Maryland Family Risk Assessment, which is administered by the caseworker at the initiation of services, several times throughout services, and at case closure. Risk data for families served in In-Home services is discussed in this report.

Maltreatment (child abuse or neglect) is measured by the number of indicated investigation findings of child maltreatment. Out-of-home placement is measured by the number of children entering out-of-home care. Both measures are analyzed here for incidents of maltreatment or out-of-home placement among children while they were receiving In-Home services, and for children who had recently received In-Home services.

Human Services In-Home services are separated into two categories:

1. Interagency Family Preservation Services; and,
2. Consolidated In-Home Services – including Services to Families with Children (a short-term service featuring an assessment of family needs) and all other In-Home services.

Data for the two separate categories (Family Preservation and Consolidated) will be presented, along with data for the two programs combined (Total In-Home Services).

### **Service Counts for Human Services In-Home Services**

Table 133 below contains a five-year summary for Total In-Home services, Consolidated In-Home Services, and Intensive Family Preservation. A review of the last five years’ information on overall served cases indicates there has been a 9% decrease in the overall number of families and a corresponding 9% decrease in the number of children served in In-Home programs from FY2013 to FY2017.

Families and Children Served and Newly Served*						
Total In-Home						
	All Cases Served during Fiscal Year			New Cases during Fiscal Year		
	Cases	Children	Child/Case	Cases	Children	Child/Case
FY2013	8,724	18,755	2.2	6,272	13,363	2.1
FY2014	8,626	18,137	2.1	6,712	13,787	2.1
FY2015	9,813	20,520	2.1	7,898	16,339	2.1
FY2016	10,061	21,417	2.1	7,642	15,920	2.1
FY2017	7,973	16,999	2.1	6,098	12,890	2.1
Consolidated In-Home Services						
	All Cases Served during Fiscal Year			New Cases during Fiscal Year		
	Cases	Children	Child/Case	Cases	Children	Child/Case
FY2013	7,750	16,434	2.1	5,460	11,459	2.1
FY2014	7,658	15,936	2.1	5,963	12,118	2.0
FY2015	9,034	18,764	2.1	7,309	15,028	2.1
FY2016	9,356	19,847	2.1	7,077	14,678	2.1
FY2017	7,396	15,726	2.1	5,665	11,944	2.1
Interagency Family Preservation Services						
	All Cases Served during Fiscal Year			New Cases during Fiscal Year		
	Cases	Children	Child/Case	Cases	Children	Child/Case
FY2013	974	2,328	2.4	811	1,910	2.4
FY2014	968	2,201	2.3	749	1,669	2.2
FY2015	779	1,756	2.3	589	1,311	2.2
FY2016	705	1,570	2.2	565	1,242	2.2
FY2017	577	1,273	2.2	433	946	2.2
<b>**FY2015-2016 New Cases data revised</b>						

Table 133

When looking closer at the data, it is possible to see that there was an increase in Consolidated In-Home cases during FY2015 and FY2016 due to increase in new cases during FY2014 through FY2016. During FY2017, there was a decrease in the number of new cases served but the number is greater than the number of new cases during FY2013. There is a comparable pattern in the number of children served. However, the same pattern is not evident in the Intensive Family Preservation cases. The number of new cases continues to decline with a 41% decline in the number of new cases between FY2013 and FY2017 and a 45% decline in the number of new children served during that time. This decline has not occurred due to serving families and children through more intensive services as the number of out-of-home cases declined during FY2017. Human Services will monitor the new cases to determine if the numbers remain at the lower counts or increase again in the next fiscal year.

### **Analysis of Indicated Findings of Child Maltreatment and Out-of-Home Placement Rates**

This analysis focuses mainly on the question “Are children better off?” by measuring the absence of the occurrence of indicated findings of maltreatment, and the absence of placement in Human Services out-of-home care.

The goal of In-Home services is to support families in caring for their children, and to remove risk of maltreatment, not the children, from their homes. Families generally want to stay together even when challenges exist, and In-Home staff strives to assist families in reaching that goal. Despite these efforts (by both families and Human Services), there are instances of

child maltreatment or the need for a child to be removed from the home while in (or after) In-Home services.

An indicated finding of child maltreatment refers to a decision made by a local Department of Social Services Child Protective Services investigator, upon completion of an investigation, that there is sufficient evidence, which has not been refuted, of child maltreatment. (There are two other Child Protective Services findings, not discussed here, including an “unsubstantiated” finding, meaning that there is not sufficient evidence to support the contention that maltreatment took place, or a “ruled out” finding, meaning that Child Protective Services determined that maltreatment did not take place.)

Out-of-home placements begin with a removal from the home of a child, which occurs when their safety cannot be ensured in their home. The date of removal marks the beginning of the out-of-home placement episode.<sup>8</sup>

In this analysis, only Human Services out-of-home placements are discussed — while other Maryland agencies place or fund the placement of children, this section discusses only Human Services out-of-home placement among the children who have participated in Human Services’ In-Home services, as these placements are generally due only to child maltreatment. (There is a small proportion of placements due to children’s severe medical/mental health/developmental needs, through Voluntary Placement Agreements: 4% as of June 2017).

Two measures are used to analyze the effectiveness of In-Home services in preventing child maltreatment and out-of-home placements:

- Did a Child Protective Services investigation result in an indicated finding for children receiving In-Home services?
- Did a Human Services out-of-home placement occur for children receiving In-Home services?

For each of these indicators, data is analyzed for the period during which a child received services, and then for the one-year period after the child received services (see overview in Table 134).

---

<sup>8</sup> It should be noted that not all children found to be the victim of an indicated maltreatment finding are removed, nor have all removed children been the victim in an indicated maltreatment finding. Removal is based on safety issues alone; if an alleged maltreater is no longer in the home and/or an appropriate safety plan is in place, removal may not be necessary. Additionally, safety is assessed continuously, and removal decisions are made based on the current situation while findings to investigations generally take up to two months to finalize. Safety issues may require removal regardless of an investigation finding.



Measure	Timeframes	
<p>Did a Child Protective Services investigation result in an <u>indicated finding</u> for children receiving services?</p> <p>Did a Human Services <u>out-of-home placement</u> occur for children receiving service?</p>	<p><u>During Services</u></p> <p>For each fiscal year listed, the children newly-served in In-Home cases during that fiscal year are considered, and the observation period for each child is the start of In-Home services to the first of either:</p> <ul style="list-style-type: none"> <li>● the In-Home service close date; or</li> <li>● 12 months following the start date of In-Home services.</li> </ul>	<p><u>Within 1 Year of Case Close</u></p> <p>For each fiscal year listed, the children considered are those who were newly-served during the fiscal year and whose In-Home cases closed within 12 months of the start date of In-Home Services.</p> <p>In other words, these are the same children as the “During Services” children whose cases closed during the 12-month observation period.</p> <p>The observation period for each child is the 12-month period beginning on the close date of In-Home services and ending 12 months later.</p>

Table 134

Table 135 shows the counts of cases (families) and children newly served each fiscal year, along with the counts and proportions of newly-served families whose cases closed within one year. It is evident that the majority of cases close within a year of starting. The child population associated with these cases were observed a year after case closing to determine whether a Child Protective Services Indicated Investigation or Human Services out-of-home placement occurred.

For the “During Services” observation period, it is necessary for a year to elapse after the reported fiscal year ends. For the “Within 1 Year of Case Closure” observation period, it is necessary for two years to elapse after the reported fiscal year ends. Therefore, data for events occurring within one year of case closure are available for children newly served in FY2015, and data for events occurring during services is available for children who entered In-Home services in FY2016.

Using this construct, Table 135 shows the number children who began In-Home services in FY2010-FY2017, and those who started In-Home services in those years but also completed services within 12 months of their service start date. Although Table 135 includes data on cases (i.e., families), subsequent data on indicated maltreatment and out-of-home placement will focus on children, not cases.

Total In-Home Cases*						
Fiscal Year	Cases			Children		
	Newly Served Cases	Newly-Served & Closed Within 1 Year	% Closed Within 1 Year	Newly-Served Children	Newly-Served & Closed Within 1 Year	% Closed Within 1 Year
FY2010	5,515	4,784	87%	11,863	10,229	86%
FY2011	5,260	4,568	87%	11,396	9,800	86%
FY2012	6,583	5,827	89%	13,935	12,257	88%
FY2013	6,273	5,556	89%	13,356	11,776	88%
FY2014	6,707	6,012	90%	13,805	12,283	89%
FY2015	7,898	7,236	92%	16,339	14,827	91%
FY2016	7,642	6,983	91%	15,920	14,678	92%
FY2017	6,098	N/A until FY18		12,890	N/A until FY18	

**\*\*FY2015-2016 data revised**

Table 135

Over the past seven fiscal years (FY2010 through FY2016), the percentage of cases (families) and children that complete services within one year of beginning In-Home services is between 87% and 92%, decreasing a bit in FY2016 by 1%. However, when viewed from the child perspective, 92% of children were in cases that closed within one year.

*Indicated Child Protective Services Investigations/Child Maltreatment*

During the past seven fiscal years, the percentage of children who have experienced an indicated Child Protective Service investigation that resulted in an indicated finding of child maltreatment during In-Home services ranged between 1.9% in FY2016 and 4.2% in FY2011 (Table 136). Despite these fluctuations, since FY2010, the average percentage of children not experiencing indicated maltreatment during In-Home services is 97.2%; for FY2016 the percentage was 98.1%. There has been an increase in the percentage of children who are not experiencing indicated maltreatment in the past two years.

Indicated Child Protective Services Findings and Foster Care Placement Rates (Total In-Home Cases)								
Total In-Home Cases								
Fiscal Year	Indicated Child Protective Services Investigation				Out-of-Home Placement			
	During Services		Within 1 Year of Case Close		During Services		Within 1 Year of Case Close	
	Percent	Number	Percent	Number	Percent	Number	Percent	Number
FY2010	3.9%	464	3.9%	401	4.6%	542	2.3%	233
FY2011	4.2%	475	3.3%	326	5.2%	598	2.5%	244
FY2012	2.6%	367	3.2%	397	4.5%	622	2.2%	264
FY2013	2.7%	366	2.8%	325	4.3%	569	2.3%	267
FY2014	2.2%	299	2.1%	261	3.8%	518	1.9%	235
FY2015	2.4%	391	2.3%	336	3.4%	559	1.5%	229
FY2016	1.9%	295	NA until FY18		2.9%	460	NA until FY18	

**\*\*FY2015-2016 data revised**

Table 136

Within one year of case closure, an average of 2.9% of children experienced an indicated finding of maltreatment within one year of case closure; therefore, since FY2010, an average of

97.1% of children did not experience an indicated maltreatment finding up to one year after finishing In-Home services (Table 136).

Consolidated In-Home Services has seen a sizable decrease in the number of children experiencing an indicated Child Protective Services Investigation during services. Interagency Family Preservation Services has seen an increase in the percentage of children experiencing indicated Child Protective Services Investigation Services, but the actual number of children is small due to the smaller number of cases. (Table 137). For the one-year period after services, however, there is mixed experience, with the Consolidated In-Home cases experiencing a decrease (from 3.4% in FY2011 to 2.2% in FY2016), and Family Preservation experiencing an increase (from 3.0% in FY2011 to 3.1% in FY2013), dropping substantially in FY2014 (1.6%) but has since increased to 2.5% in FY2015 and FY2016. Part of the reason for the overall downward trend in indicated Child Protective Services investigations among children receiving In-Home services may be the implementation of Alternative Response, as many alleged incidents of low-risk maltreatment will not receive an indicated finding when the case is served through Alternative Response. If this is the case, the data from FY2015 should show the continued trend when it is made available in FY2017.

Indicated Child Protective Services Findings and Out-of-Home Care Placement Rates								
Consolidated In-Home Services								
Fiscal Year	Indicated Child Protective Services Investigation				Out-of-Home Placement			
	During Services		Within 1 Year of Case Close		During Services		Within 1 Year of Case Close	
	Percent	Number	Percent	Number	Percent	Number	Percent	Number
FY2011	4.6%	440	3.4%	277	5.7%	548	2.5%	202
FY2012	2.7%	332	3.3%	354	4.6%	564	2.0%	219
FY2013	2.9%	333	2.7%	272	4.4%	499	2.2%	216
FY2014	2.3%	276	2.2%	237	3.8%	459	1.8%	198
FY2015	2.5%	380	2.2%	306	3.5%	518	1.9%	260
FY2016	1.9%	271	NA until FY 18		2.9%	424	NA until FY 18	
Interagency Family Preservation Services								
Fiscal Year	Indicated Child Protective Services Investigation				Out-of-Home Placement			
	During Services		Within 1 Year of Case Close		During Services		Within 1 Year of Case Close	
	Percent	Number	Percent	Number	Percent	Number	Percent	Number
FY2011	1.9%	35	3.0%	49	2.8%	50	2.6%	42
FY2012	2.1%	35	2.7%	43	3.4%	58	2.9%	45
FY2013	1.7%	33	3.1%	53	3.7%	70	2.9%	51
FY2014	1.4%	23	1.6%	24	3.5%	59	2.4%	37
FY2015	0.8%	11	2.5%	30	3.1%	41	3.3%	39
FY2016	1.9%	24	NA until FY 18		2.9%	36	NA until FY 18	
<i>*FY2015-FY2016 data revised</i>								

Table 137

During FY2014, Maryland phased-in and completely implemented Alternative Response to provide families, who are identified as suspected maltreators for child abuse and neglect in low

risk reports, an opportunity to receive a family assessment instead of a Child Protective Services investigation.

Alternative Response focuses on family engagement and strengths to enhance family functioning. This is a family-centered approach to working with families — workers seek to engage a family using assessments that lead to services to address identified risk and safety concerns, as opposed to investigating to identify an individual as responsible for the alleged abuse/neglect. Since July 2013, there has been a growing presence of Alternative Response in Maryland, and currently an average of 34% of new reports of child maltreatment are assigned to Alternative Response.

There has been a continuous decrease in the number of indicated Child Protective Services investigations, which results in a referral for Family Preservation services. This is likely due to a decrease in the number of allegations assigned to Child Protective Services investigations. It is important to note, however, that cases with high risk and safety concerns at the conclusion of Alternative Response are referred for family preservation services as well.

#### *Out-of-Home Placement During and After In-Home Services*

Although there was a slight increase in FY2011 (5.2%), the general rate of out-of-home placement during In-Home services has ranged from 2.9% to 4.6%, dropping to 3.4% in FY2015 and decreasing to 2.9% in FY2016. Overall, an average of 96.0% of children served in In-Home services from FY2010 to FY2016 were able to remain with their families during In-Home services, and avoid out-of-home placement.

Out-of-home placement in the year following In-Home services has been stable, between 1.9% and 2.5% for the past five years, with the lowest rate (1.5%) in FY2015. For these past six years, an average of 97.9% of children remain in their home and avoided out-of-home placement within the first year after receiving In-Home services.

For out-of-home placement, the same percentage of children in Family Preservation entered out-of-home care during services as Consolidated Services – in FY2016, 2.9%. In contrast, the percent of children entering out-of-home placement after In-Home is higher for Family Preservation (3.3%) than Consolidated Services (1.9%) based on FY2015 rates.

#### **Analysis of Maryland Family Risk Assessment for In-Home Services**

Data presented here, based on the current Maryland Family Risk Assessment, offers the advantage of consistency in analyzing data from prior years and consistency within cases. Caseworkers are trained on the Maryland Family Risk Assessment during pre-service orientation and through ongoing supervision.

Human Services' In-Home workers are required to complete the Maryland Family Risk Assessment while the family is receiving services. An intake and closing risk assessment is

required, as well as additional ratings every six months or when the family situation changes. The assessment is six pages and includes a central section wherein workers score family observations in five risk categories: (a) History of Child Maltreatment, (b) Type and Extent of Current Child Maltreatment Investigation, (c) Child Characteristics, (d) Caregiver Characteristics, and (e) Familial, Social and Economic Characteristics. A four-level risk rating of no-risk, low-risk, moderate-risk, or high-risk is assigned by assessing past incidents or the current incident leading to In-Home services. The final section of the Maryland Family Risk Assessment is the Overall Rating of Risk. Workers enter their summary risk ratings for the five preceding risk categories before assigning an overall rating of risk for the family. Workers use the overall family risk rating to inform their case management decisions.

### ***Maryland Family Risk Assessment Intake Ratings***

Within two weeks of starting an In-Home service case, workers are required to complete a Maryland Family Risk Assessment rating for the family. Data, however, are not available for an average of 19% of In-Home cases for FY2011 – FY2015, with increasing proportions missing during FY2013 and FY2014. There are a couple reasons for missing data: the Maryland Family Risk Assessment may be completed during the Child Protective Services response and then shared with the In-Home services team, and so it is not a formal part of the In-Home service record; and caseworkers may be completing the Maryland Family Risk Assessment in a paper-version but not recording the results in MD CHESSIE. To boost data entry documentation, Human Services has launched an In-Home Milestone Report for supervisors allowing them to monitor the completion of both safety and risk (e.g. Maryland Family Risk Assessment) assessments. Using the new reporting system, Maryland Family Risk Assessment documentation has improved. In the past two years, missing data has decreased from 22% in FY2015 to 10% in FY2017 (Table 138).

The determining factor in assessing a children's removal from their family of origin and placement into out-of-home care is safety (not risk). The SAFE-C is a separate instrument that measures safety. Although safety and risk are different constructs (safety is concerned with the child's immediate condition), many cases with high risk also have enough immediate safety issues to warrant an out-of-home removal. Therefore, families with the highest risk may be more often served in out-of-home services than In-Home services.

Initial Risk based on Maryland Family Risk Assessment Ratings						
Total In-Home Services						
		Percent				
Fiscal Year	N=	None	Low	Moderate	High	Missing
FY2011	7,517	9%	28%	39%	10%	14%
FY2012	8,755	15%	29%	33%	8%	16%
FY2013	8,751	17%	26%	31%	7%	18%
FY2014	8,494	14%	27%	28%	6%	24%
FY2015	9,813	16%	31%	26%	6%	22%
FY2016	10,061	21%	33%	25%	6%	15%
FY2017	7,973	14%	41%	29%	6%	10%
Consolidated In-Home Services						
		Percent				
Fiscal Year	N=	None	Low	Moderate	High	Missing
FY2011	6,555	9%	29%	38%	9%	14%
FY2012	7,850	16%	29%	31%	7%	16%
FY2013	7,776	19%	27%	29%	7%	19%
FY2014	7,527	15%	28%	26%	6%	25%
FY2015	9,035	16%	32%	24%	5%	22%
FY2016	9,356	22%	34%	24%	5%	15%
FY2017	7,396	14%	45%	27%	6%	10%
Interagency Family Preservation Services						
		Percent				
Fiscal Year	N=	None	Low	Moderate	High	Missing
FY2011	962	4%	21%	48%	17%	10%
FY2012	905	5%	22%	50%	12%	11%
FY2013	972	6%	24%	49%	12%	9%
FY2014	967	6%	23%	44%	13%	14%
FY2015	778	6%	23%	49%	11%	12%
FY2016	705	5%	27%	45%	11%	12%
FY2017	577	5%	29%	47%	10%	13%

Table 138

Table 138 shows initial Maryland Family Risk Assessment ratings. Overall, the majority of families in In-Home services present with low to moderate risk (70% in FY2017) at the beginning of services. Among Interagency Family Preservation cases over the past five years, the largest proportion of families have moderate risk levels; among Consolidated In-Home Services, largest proportion of families has shifted from moderate risk level to low risk level for FY2014 and has remained at low risk level in the three years since. Among Consolidated In-Home cases, those with no risk represented a higher proportion of cases than those with high risk although the proportion with no risk has declined 8% in the past fiscal year while the percentage of families with high risk has remained the same. In Intensive Family Preservation cases, then proportion of cases with high risk is twice that of those with no risk. Overall, just 35% all families receiving In-Home Services in FY2017 had moderate or high risk at the initial Maryland Family Risk Assessment evaluation. To shed more light on the trends noted based on the multi-year review of Maryland Family Risk Assessment data Maryland has just begun its implementation of a family-oriented strengths and needs further assessment.

**Analysis of Child and Family Needs and Strengths – Family Version (CANS-F)**

Maryland recently implemented the Child and Family Needs and Strengths – Family version (CANS-F) to support strengths-based case plans for In-Home services during FY2016. CANS-F is an assessment tool to be completed in collaboration with the family and identifies needs and strengths for both the family as well as individual caregiver(s) and child(ren). Information needed to complete the assessment is also gathered from people who support the family in the community, including other family members, friends, and professionals who work with the family.

The caseworker must complete a CANS-F within 45 days of acceptance of In-Home Family Services, and then complete every three months (90 days) until case closure or a change in family circumstances. All families receiving Family Preservation need to have a CANS-F completed within 30 days of acceptance and every 90 days until case closure or a change in family circumstances.

CANS-F assessment consists of eight (8) sections of rated (scored) items covering the following categories: Family & Household (three sections); Family Assessment (two sections); Caregiver Assessment; Culture Assessment, and Child Assessment (which includes Trauma Experiences). Two additional sections are completed when a rating greater than 1 is made in the items contained in Child Behavioral/Emotional Needs and Child Risk Behaviors.

As FY2016 was the first year of CANS-F implementation, this section is only able to present preliminary information based on the intake received for In-Home Family Services and Family Preservation. It should be noted that CANS-F data for Services to Families with Children-Intake (SFC-I) is excluded. It has taken time to ensure that all cases that require a CANS-F are receiving an assessment.

For the entire assessment, the average count of actionable Family Needs for Family Preservation and In-Home Family Services (items rated 2 or 3) were 6.7 for IFPS (n=101) and 3.2 for In-Home Family Services (n=636). A descriptive analysis reveals which areas of the CANS-F assessment have the highest number of needs, and the areas of need most common within each type of In-Home Service (Table 139).

In the area of family functioning, the two greatest areas of specific need for both services were Financial Services (13.4% of Consolidated Services families, and 19% among Family Preservation families served) and Family Conflict (13% among Consolidated Services families, and nearly 39% of In-Home Family Services families served).

Specific areas of needs stemming from Trauma were higher for Family Preservation families than for Consolidated families, although the top needs are the same: Neglect, Witness to Family Violence, Physical Abuse or Sexual Abuse. The proportions in these need areas are greater among the IFPS families with 7.2% indicating Witness to Family Violence, and 9.3% indicating Neglect versus 3.4% indicating Witness to Family Violence, and 5.4% indicating Neglect among families receiving Consolidated Services.

The number of children with actionable needs in the top Child Functioning special areas for Family Preservation families are roughly twice those found for Consolidated In-Home Services (1.5 average needs for Family Preservation versus 0.6 average needs for Consolidated In-Home Services). Two of the three most frequent needs are the same for the two services: Mental Health is the most frequent need in Family Preservation families, while Relationship with the Biological Father being the greatest need in Consolidated families.

<b>In-Home Family Services: Overview of Average Actionable Needs and Most Common Need Areas at Intake</b>			
<b>FY2016</b>		<b>FY2017</b>	
<b>Consolidated In-Home Services</b>	<b>Interagency Family Preservation Services</b>	<b>Consolidated In-Home Services</b>	<b>Interagency Family Preservation Services</b>
<b>Family Functioning Needs</b>			
<b>1.1 Average Needs</b>	<b>2.0 Average Needs</b>	<b>0.8 Average Needs</b>	<b>1.7 Average Needs</b>
Financial Resources (16.3%)	Family Conflict (36.8%)	Financial Resources (13.4%)	Family Conflict (38.8%)
Family Conflict (15.7%)	Family Communication (32.2%)	Family Conflict (12.9%)	Family Communication (25.2%)
Parental Caregiver Collaboration (13.6%)	Financial Resources (21.1%)	Parental Caregiver Collaboration (9.6%)	Financial Resources (19.1%)
<b>Trauma</b>			
<b>0.8 Average Needs</b>	<b>1.2 Average Needs</b>	<b>0.7 Average Needs</b>	<b>1.2 Average Needs</b>
Neglect (6.7%)	Witness to Family Violence (11.6%)	Neglect (5.4%)	Neglect (9.3%)
Sexual Abuse (4.4%)	Neglect (9.2%)	Sexual Abuse (3.4%)	Witness to Family Violence (7.2%)
Witness to Family Violence (3.2%)	Physical Abuse (5.3%)	Witness to Family Violence (3.4%)	Physical Abuse (3.2%)
<b>Child Functioning Needs</b>			
<b>0.7 Average Needs</b>	<b>1.8 Average Needs</b>	<b>0.6 Average Needs</b>	<b>1.5 Average Needs</b>
Relationship- Biological Father (12.1%)	Mental Health (26.6%)	Relationship- Biological Father (10.4%)	Mental Health (19.9%)
Mental Health (8.3%)	Relationship - Biological Father (22.7%)	Mental Health (7.6%)	Relationship - Biological Father (18.4%)
Relationship - Biological Mother (7.5%)	Risk Behaviors (18.4%)	Relationship - Biological Mother (6.4%)	Relationship - Biological Mother (17.5%)
<b>Caregiver Needs</b>			
<b>1.5 Average Needs</b>	<b>1.8 Average Needs</b>	<b>1.1 Average Needs</b>	<b>2.3 Average Needs</b>
Mental Health (13.6%)	Discipline (20.6%)	Substance Use (11.1%)	Discipline (21.1%)
Substance Use (13.5%)	Mental Health (13.9%)	Mental Health (10.9%)	Mental Health (20.7%)
Supervision of Children (11.0%)	Emotional Responsiveness (12.0%)	Supervision of Children (8.3%)	Marital Partner Conflict (14.3%)

Table 139

Finally, Caregiver needs are comparable for both services, with the top three needs being: Relationship – Biological Father, Relationship – Biological Mother, and Mental Health. However, Mental Health needs in Family Preservation are much higher at nearly 20% compared to 7.6% in Consolidated services; needs for Relations with Biological Father are almost double in Family Preservation at over 18%, and needs for Relationship with Biological Mother are almost triple in Family Preservation at 17.5%.

Given that the implementation of the CANS-F assessment began during FY2016, these reported findings are preliminary. Based on this descriptive overview, it appears that the children and families served in Family Preservation generally have both a greater set of average needs and a



greater proportion of families challenged in specific areas of need, compared to Consolidated In-Home services, which is not surprising, as Family Preservation cases tend to include the higher risk cases.

An analysis of actionable family needs based on the CANS-F assessment focuses on the count of needs that families present with at the beginning of In-Home services (Table 140). Broken out by groups based on the count of actionable needs that a family has, the purpose of this presentation is to get an idea of the magnitude of needs among the children and families receiving services. While preliminary, the descriptive analysis here reveals that a majority (61%) of all families receiving In-Home services have a low number (0 to 2) needs, and 24% have six or more needs. This represents quite a large variance in needs among families served.

When broken down by program, just over half (51%) of the Family Preservation families have six or more needs, whereas the 66% of the Consolidated cases have a low number of needs. There is, however, some parallel noted in both the Maryland Family Risk Assessment and CANS-F analyses: a sizable portion of families served in Human Services In-Home programs are entering services with either low/no risk of child maltreatment and/or has a low number of actionable needs. It is possible that there are other warning signs or nuances in local department decision-making about the families served that these assessments may not be sensitive enough to discern. Given, however, that the implementation of CANS-F is only one year old, further exploration to understand these trends will be undertaken in the coming year.

Total Actionable Family Needs at Intake - All Assessments						
	FY2016			FY2017		
	All Human Resources In-Home (n=2,115)	Consolidated (n=1,782)	IFPS (n=333)	All Human Resources In-Home (n=2,173)	Consolidated (n=1,864)	IFPS (n=309)
<b>0-2 Needs</b>	1,096 (51.8%)	1,013 (56.8%)	83 (24.9%)	1,324 (60.9%)	1,230 (66.0%)	94 (30.4%)
<b>3-5 Needs</b>	386 (18.3%)	304 (17.1%)	82 (24.6%)	339 (15.6%)	282 (15.1%)	57 (18.4%)
<b>6 or more Needs</b>	633 (29.9%)	465 (26.1%)	168 (50.5%)	510 (23.5%)	352 (18.9%)	158 (51.1%)

**Table 140**

### **Family Preservation Summary**

Human Services In-Home services are a critical component of meeting the needs of thousands of vulnerable children and their families. In FY2017, approximately 16,999 children from 7,973 families received Human Services In-Home services (Table 133).

As of June 30, 2017, there were 4,501 children in Human Services out-of-home care (Human Services Place Matters file, June 2017 data). This is the lowest number of children requiring

removal from their homes in over 28 years. The provision of Human Services In-Home services and other community supports are crucial in keeping children in their homes and families.

The Department of Human Services' Place Matters Initiative has been able to achieve this success for children and families through its Family Centered Practice model and use of Family Involvement Meetings. Child, youth, and family involvement are essential in Human Services' Out-of-Home and In-Home practice models, which also rely on community supports and services. Providing Alternative Response, In-Home services, and other supports to families is necessary to continue to keep children with their families and to strengthen families' abilities to care for their children. Human Services will continue to improve its family-centered focus with the help of its IV-E Waiver that enables the department to make use of dollars saved on foster care to continue to support and strengthen families so that children can remain at home.

## The Local Care Team Process

---

In March 2017, an interagency Out-of-State Placements Workgroup was formed to: (1) assist with the return or diversion of out-of-State placements; (2) develop in-State placement capacity; and (3) establish an interagency process for reviewing out-of-State placement recommendations and coordinating monitoring of out-of-State placements. As a result, the Children’s Cabinet identified the need to strengthen the coordination of services and case management at the local level through the Local Care Teams. The goal of a locally-coordinated interagency approach is to return or divert children and youth from preventable out-of-home and out-of-State placements through the provision of community-based services. It is anticipated that strengthening the Local Care Team process and coordinating care on the local level will result in a reduction in both out-of-home and costly out-of-State placements.

Beginning on January 1, 2018, the Local Care Teams will serve as the point of access to services for children and youth. Parents, family members, schools and local agencies will be able to make referrals directly to the Local Care Teams to seek assistance with accessing services, to develop plans of care for community-based services and to coordinate services from multiple agencies. Families with children at risk of out-of-home or out-of-State placement, with complex needs and/or who are in crisis, are identified as priorities for the Local Care Teams.

The Local Management Boards will serve as the administrative home for the Local Care Teams. The Children’s Cabinet is providing funding to the Local Management Boards for permanent staff support to the Local Care Teams to ensure youth with intensive needs receive comprehensive support services. Staff will ensure a coordinated system for Local Care Team case referral and tracking, maintain a comprehensive resource database, collect data and ensure follow up services. Staff will be responsible for facilitating a coordinated approach to services and ensure parent involvement in Local Care Team meetings.

The Local Care Team membership is specified in Human Services Article §8-406 and should include at least one representative from:

- Department of Juvenile Services;
- Developmental Disabilities Administration;
- Local Core Service Agency;
- Local School System;
- Local Health Department;
- Local Department of Social Services;
- Local Management Board;
- A parent or parent advocate; and,
- A nonvoting representative of the local office of the Division of Rehabilitative Services to represent individuals who are 16 years old and older.

Local Care Teams are required to annually report to the Children’s Cabinet on the effectiveness of the coordinated interagency case planning in the jurisdiction, including a set of required

performance measures.

## **APPENDIX A: Placement by Jurisdiction**

Family Home, Adoptive

		Jurisdiction Where Children were Placed																										
Home Jurisdiction of Children	# children from jurisdiction in placement	% of children Statewide in placements from jurisdiction	Allegany	Anne Arundel	Baltimore	Baltimore City	Calvert	Caroline	Carroll	Cecil	Charles	Dorchester	Frederick	Garrett	Harford	Howard	Kent	Montgomery	Prince George's	Queen Anne's	Somerset	St. Mary's	Talbot	Washington	Wicomico	Worcester	Out-of-State	Unknown
Allegany	7	17.95%	5	0	0	0	0	0	0	0	0	0	0	0	0	0	0	0	2	0	0	0	0	0	0	0	0	0
Anne Arundel	2	5.13%	0	2	0	0	0	0	0	0	0	0	0	0	0	0	0	0	0	0	0	0	0	0	0	0	0	0
Baltimore	0	0.00%	0	0	0	0	0	0	0	0	0	0	0	0	0	0	0	0	0	0	0	0	0	0	0	0	0	0
Baltimore City	7	17.95%	0	0	0	6	0	0	0	0	0	0	0	0	0	0	0	0	0	0	0	0	0	1	0	0	0	0
Calvert	2	5.13%	0	0	0	0	2	0	0	0	0	0	0	0	0	0	0	0	0	0	0	0	0	0	0	0	0	0
Caroline	0	0.00%	0	0	0	0	0	0	0	0	0	0	0	0	0	0	0	0	0	0	0	0	0	0	0	0	0	0
Carroll	2	5.13%	0	0	0	0	0	0	2	0	0	0	0	0	0	0	0	0	0	0	0	0	0	0	0	0	0	0
Cecil	1	2.56%	0	0	0	0	0	0	0	1	0	0	0	0	0	0	0	0	0	0	0	0	0	0	0	0	0	0
Charles	1	2.56%	0	0	0	0	0	0	0	0	1	0	0	0	0	0	0	0	0	0	0	0	0	0	0	0	0	0
Dorchester	0	0.00%	0	0	0	0	0	0	0	0	0	0	0	0	0	0	0	0	0	0	0	0	0	0	0	0	0	0
Frederick	6	15.38%	0	0	0	0	0	0	0	0	0	0	0	0	0	0	0	3	0	0	0	0	0	2	0	0	0	1
Garrett	0	0.00%	0	0	0	0	0	0	0	0	0	0	0	0	0	0	0	0	0	0	0	0	0	0	0	0	0	0
Harford	2	5.13%	0	0	1	0	0	0	0	0	0	0	0	0	1	0	0	0	0	0	0	0	0	0	0	0	0	0
Howard	0	0.00%	0	0	0	0	0	0	0	0	0	0	0	0	0	0	0	0	0	0	0	0	0	0	0	0	0	0
Kent	0	0.00%	0	0	0	0	0	0	0	0	0	0	0	0	0	0	0	0	0	0	0	0	0	0	0	0	0	0
Montgomery	0	0.00%	0	0	0	0	0	0	0	0	0	0	0	0	0	0	0	0	0	0	0	0	0	0	0	0	0	0
Prince George's	1	2.56%	0	0	0	0	0	0	0	0	0	0	0	0	0	0	0	0	1	0	0	0	0	0	0	0	0	0
Queen Anne's	0	0.00%	0	0	0	0	0	0	0	0	0	0	0	0	0	0	0	0	0	0	0	0	0	0	0	0	0	0
Somerset	0	0.00%	0	0	0	0	0	0	0	0	0	0	0	0	0	0	0	0	0	0	0	0	0	0	0	0	0	0
St. Mary's	0	0.00%	0	0	0	0	0	0	0	0	0	0	0	0	0	0	0	0	0	0	0	0	0	0	0	0	0	0
Talbot	0	0.00%	0	0	0	0	0	0	0	0	0	0	0	0	0	0	0	0	0	0	0	0	0	0	0	0	0	0
Washington	8	20.51%	0	0	0	0	0	0	0	0	0	0	0	0	0	0	0	0	0	0	0	0	0	8	0	0	0	0
Wicomico	0	0.00%	0	0	0	0	0	0	0	0	0	0	0	0	0	0	0	0	0	0	0	0	0	0	0	0	0	0
Worcester	0	0.00%	0	0	0	0	0	0	0	0	0	0	0	0	0	0	0	0	0	0	0	0	0	0	0	0	0	0
Out-of-State	0	0.00%	0	0	0	0	0	0	0	0	0	0	0	0	0	0	0	0	0	0	0	0	0	0	0	0	0	0
Unknown	0	0.00%	0	0	0	0	0	0	0	0	0	0	0	0	0	0	0	0	0	0	0	0	0	0	0	0	0	0
Grand Total	39	100%	5	2	1	6	2	0	2	1	1	0	0	0	1	0	0	3	3	0	0	0	0	11	0	0	0	1
% of children from jurisdiction			71.43%	100.00%	NA	85.71%	100.00%	NA	100.00%	100.0%	100.00%	NA	0.00%	NA	50.00%	NA	NA	NA	100.00%	NA	NA	NA	NA	100.00%	NA	NA	NA	NA
% children Statewide in all			12.82%	5.13%	2.56%	15.38%	5.13%	0.00%	5.13%	2.56%	2.56%	0.00%	0.00%	0.00%	2.56%	0.00%	0.00%	7.69%	7.69%	0.00%	0.00%	0.00%	0.00%	28.21%	0.00%	0.00%	0.00%	2.56%

Family Home, Foster Care

Home Jurisdiction of Children	# children from jurisdiction in placement	% of children Statewide in placements from jurisdiction	Jurisdiction Where Children were Placed																									
			Allegany	Anne Arundel	Baltimore	Baltimore City	Calvert	Caroline	Carroll	Cecil	Charles	Dorchester	Frederick	Garrett	Harford	Howard	Kent	Montgomery	Prince George's	Queen Anne's	Somerset	St. Mary's	Talbot	Washington	Wicomico	Worcester	Out-of-State	Unknown
Allegany	37	3.61%	37	0	0	0	0	0	0	0	0	0	0	0	0	0	0	0	0	0	0	0	0	0	0	0	0	0
Anne Arundel	48	4.69%	0	43	0	3	0	0	0	0	0	0	0	0	0	0	0	0	0	0	0	0	0	0	0	0	2	0
Baltimore	117	11.43%	0	0	80	28	2	0	0	0	0	0	0	4	0	0	1	0	0	0	0	0	0	0	0	0	1	0
Baltimore City	310	30.27%	0	1	58	234	0	0	0	0	0	0	0	3	3	0	0	1	0	0	0	0	0	0	0	0	5	5
Calvert	15	1.46%	0	2	0	0	12	0	1	0	0	0	0	0	0	0	0	0	0	0	0	0	0	0	0	0	0	0
Caroline	13	1.27%	0	0	0	0	0	11	0	0	0	0	0	0	0	0	0	0	0	0	0	0	0	0	0	0	0	2
Carroll	16	1.56%	0	0	0	0	0	0	16	0	0	0	0	0	0	0	0	0	0	0	0	0	0	0	0	0	0	0
Cecil	57	5.57%	0	0	0	0	0	0	0	52	0	0	0	0	0	0	3	0	0	0	0	0	0	0	0	0	0	2
Charles	33	3.22%	0	0	0	0	1	0	0	0	30	1	0	0	0	0	0	1	0	0	0	0	0	0	0	0	0	0
Dorchester	1	0.10%	0	0	0	0	0	0	0	0	0	1	0	0	0	0	0	0	0	0	0	0	0	0	0	0	0	0
Frederick	28	2.73%	0	0	0	0	0	0	0	0	0	0	28	0	0	0	0	0	0	0	0	0	0	0	0	0	0	0
Garrett	31	3.03%	0	0	0	0	0	0	0	0	0	0	0	23	0	0	0	0	0	0	0	0	0	0	0	7	1	
Harford	59	5.76%	0	0	3	1	0	0	0	2	0	0	0	0	52	0	0	0	0	0	0	0	0	0	0	0	1	0
Howard	5	0.49%	0	0	0	0	0	0	0	0	0	0	0	0	5	0	0	0	0	0	0	0	0	0	0	0	0	0
Kent	0	0.00%	0	0	0	0	0	0	0	0	0	0	0	0	0	0	0	0	0	0	0	0	0	0	0	0	0	0
Montgomery	85	8.30%	0	0	0	0	0	0	0	1	0	0	2	0	0	0	79	1	0	0	0	0	0	0	0	0	2	0
Prince George's	68	6.64%	0	0	1	0	0	0	0	0	0	0	0	0	1	0	1	65	0	0	0	0	0	0	0	0	0	0
Queen Anne's	1	0.10%	0	0	0	0	0	0	0	0	0	0	0	0	0	0	0	0	1	0	0	0	0	0	0	0	0	0
Somerset	12	1.17%	0	0	0	0	0	0	0	0	0	0	0	0	0	0	0	0	0	4	0	0	0	2	6	0	0	
St. Mary's	24	2.34%	0	0	0	0	0	0	0	0	0	0	0	0	0	0	0	0	0	0	24	0	0	0	0	0	0	0
Talbot	6	0.59%	0	0	0	0	0	5	0	0	0	0	0	0	0	0	0	0	0	0	0	1	0	0	0	0	0	0
Washington	38	3.71%	0	0	0	0	0	0	0	0	0	0	0	0	0	0	0	0	0	0	0	0	38	0	0	0	0	0
Wicomico	9	0.88%	0	0	0	0	0	0	0	0	0	0	0	0	0	0	0	0	0	0	0	0	0	8	0	0	1	0
Worcester	11	1.07%	0	0	0	0	0	0	0	0	0	0	0	0	0	0	0	0	0	0	0	0	6	5	0	0	0	0
Out-of-State	0	0.00%	0	0	0	0	0	0	0	0	0	0	0	0	0	0	0	0	0	0	0	0	0	0	0	0	0	0
Unknown	0	0.00%	0	0	0	0	0	0	0	0	0	0	0	0	0	0	0	0	0	0	0	0	0	0	0	0	0	0
Grand Total	1024	100%	37	46	142	266	15	16	17	55	30	2	30	23	59	9	3	81	68	1	4	24	1	38	16	11	18	11
% of children from jurisdiction			100.00%	89.58%	68.38%	75.48%	80.00%	84.62%	100.00%	91.23%	90.91%	100.00%	100.00%	74.19%	88.14%	100.00%	NA	92.94%	95.59%	100.00%	33.33%	100.00%	16.67%	100.00%	88.89%	45.45%	NA	NA
% children Statewide in all			3.61%	4.49%	13.87%	25.98%	1.46%	1.56%	1.66%	5.37%	2.93%	0.20%	2.93%	2.25%	5.76%	0.88%	0.29%	7.91%	6.64%	0.10%	0.39%	2.34%	0.10%	3.71%	1.56%	1.07%	1.76%	1.07%

Family Home, Relative (Kinship) Care

Home Jurisdiction of Children	Jurisdiction Where Children were Placed																											
	# children from jurisdiction in placement	% of children Statewide in placements from jurisdiction	Allegany	Anne Arundel	Baltimore	Baltimore City	Calvert	Caroline	Carroll	Cecil	Charles	Dorchester	Frederick	Garrett	Harford	Howard	Kent	Montgomery	Prince George's	Queen Anne's	Somerset	St. Mary's	Talbot	Washington	Wicomico	Worcester	Out-of-State	Unknown
Allegany	49	8.14%	40	0	0	0	0	0	0	2	0	0	0	3	0	0	0	0	0	0	0	0	0	1	0	0	2	1
Anne Arundel	13	2.16%	0	6	0	3	0	0	0	0	0	0	0	0	0	0	1	0	2	0	0	0	0	0	0	0	0	1
Baltimore	11	1.83%	0	1	5	2	0	0	0	0	0	0	0	0	0	0	0	0	0	0	0	0	0	0	0	0	1	2
Baltimore City	294	48.84%	0	13	52	189	1	0	0	0	0	2	0	0	6	5	0	0	11	1	0	0	0	0	0	0	7	7
Calvert	3	0.50%	0	0	0	0	2	0	0	0	1	0	0	0	0	0	0	0	0	0	0	0	0	0	0	0	0	0
Caroline	3	0.50%	0	3	0	0	0	0	0	0	0	0	0	0	0	0	0	0	0	0	0	0	0	0	0	0	0	0
Carroll	3	0.50%	0	0	1	0	0	0	1	0	0	0	0	0	0	0	0	0	0	0	0	0	0	0	0	0	1	0
Cecil	7	1.16%	0	0	0	0	0	0	0	4	0	0	0	0	3	0	0	0	0	0	0	0	0	0	0	0	0	0
Charles	7	1.16%	0	1	0	0	0	0	0	0	3	0	0	0	0	0	0	2	0	0	0	0	0	0	0	0	0	1
Dorchester	1	0.17%	0	0	0	0	0	0	0	0	0	1	0	0	0	0	0	0	0	0	0	0	0	0	0	0	0	0
Frederick	10	1.66%	0	0	0	0	0	0	0	0	0	0	5	0	0	0	0	1	0	0	1	0	2	0	0	1	0	
Garrett	12	1.99%	3	0	1	0	0	0	0	0	0	0	0	8	0	0	0	0	0	0	0	0	0	0	0	0	0	0
Harford	24	3.99%	0	0	1	0	0	0	0	3	0	0	0	0	15	0	0	0	0	0	0	0	0	0	0	0	2	3
Howard	8	1.33%	0	0	0	1	0	0	0	0	0	0	0	0	1	0	0	2	0	0	0	0	0	0	0	0	0	4
Kent	0	0.00%	0	0	0	0	0	0	0	0	0	0	0	0	0	0	0	0	0	0	0	0	0	0	0	0	0	0
Montgomery	95	15.78%	0	0	0	0	0	0	0	0	0	0	7	0	0	0	0	62	20	0	0	0	1	0	0	0	5	
Prince George's	38	6.31%	0	1	1	0	0	0	0	0	2	0	1	0	2	0	0	1	27	0	0	0	0	0	0	1	2	
Queen Anne's	0	0.00%	0	0	0	0	0	0	0	0	0	0	0	0	0	0	0	0	0	0	0	0	0	0	0	0	0	0
Somerset	0	0.00%	0	0	0	0	0	0	0	0	0	0	0	0	0	0	0	0	0	0	0	0	0	0	0	0	0	0
St. Mary's	14	2.33%	0	0	0	0	0	0	0	0	1	0	0	0	0	0	0	1	0	0	0	11	0	0	0	0	1	
Talbot	0	0.00%	0	0	0	0	0	0	0	0	0	0	0	0	0	0	0	0	0	0	0	0	0	0	0	0	0	0
Washington	6	1.00%	0	0	0	0	0	0	0	0	0	0	0	0	0	0	0	0	0	0	0	0	6	0	0	0	0	0
Wicomico	4	0.66%	0	0	0	0	0	0	0	0	0	0	0	0	0	0	0	0	0	0	0	0	0	4	0	0	0	0
Worcester	0	0.00%	0	0	0	0	0	0	0	0	0	0	0	0	0	0	0	0	0	0	0	0	0	0	0	0	0	0
Out-of-State	0	0.00%	0	0	0	0	0	0	0	0	0	0	0	0	0	0	0	0	0	0	0	0	0	0	0	0	0	0
Unknown	0	0.00%	0	0	0	0	0	0	0	0	0	0	0	0	0	0	0	0	0	0	0	0	0	0	0	0	0	0
Grand Total	602	100%	43	25	61	195	3	0	1	9	7	3	13	11	26	6	1	63	66	1	0	12	0	10	4	0	15	27
% of children from jurisdiction			81.63%	46.15%	45.45%	64.29%	66.67%	0.00%	33.33%	57.14%	42.86%	100.00%	50.00%	66.67%	62.50%	12.50%	NA	65.26%	71.05%	NA	NA	78.57%	NA	100.00%	100.00%	NA	NA	NA
% children Statewide in all			7.14%	4.15%	10.13%	32.39%	0.50%	0.00%	0.17%	1.50%	1.16%	0.50%	2.16%	1.83%	4.32%	1.00%	0.17%	10.47%	10.96%	0.17%	0.00%	1.99%	0.00%	1.66%	0.66%	0.00%	2.49%	4.49%



Family Home, Restricted Relative Care

Home Jurisdiction of Children	# children from jurisdiction in placement	% of children Statewide in placements from jurisdiction	Jurisdiction Where Children were Placed																										
			Allegany	Anne Arundel	Baltimore	Baltimore City	Calvert	Caroline	Carroll	Cecil	Charles	Dorchester	Frederick	Garrett	Harford	Howard	Kent	Montgomery	Prince George's	Queen Anne's	Somerset	St. Mary's	Talbot	Washington	Wicomico	Worcester	Out-of-State	Unknown	
Allegany	5	1.80%	3	0	0	0	0	0	0	0	0	0	0	0	0	0	0	0	0	0	0	0	0	0	0	0	2	0	
Anne Arundel	0	0.00%	0	0	0	0	0	0	0	0	0	0	0	0	0	0	0	0	0	0	0	0	0	0	0	0	0	0	0
Baltimore	43	15.47%	0	2	15	11	0	0	2	1	0	0	0	6	2	0	0	1	0	0	1	0	0	0	0	0	2	0	
Baltimore City	182	65.47%	0	12	44	102	0	0	0	0	0	0	0	5	4	0	0	4	0	1	0	0	0	0	0	8	2		
Calvert	3	1.08%	0	0	0	0	2	0	0	0	1	0	0	0	0	0	0	0	0	0	0	0	0	0	0	0	0	0	
Caroline	0	0.00%	0	0	0	0	0	0	0	0	0	0	0	0	0	0	0	0	0	0	0	0	0	0	0	0	0	0	
Carroll	0	0.00%	0	0	0	0	0	0	0	0	0	0	0	0	0	0	0	0	0	0	0	0	0	0	0	0	0	0	
Cecil	2	0.72%	0	0	0	0	0	0	0	1	0	0	0	0	0	0	0	0	0	0	0	0	0	0	0	0	1	0	
Charles	0	0.00%	0	0	0	0	0	0	0	0	0	0	0	0	0	0	0	0	0	0	0	0	0	0	0	0	0	0	
Dorchester	0	0.00%	0	0	0	0	0	0	0	0	0	0	0	0	0	0	0	0	0	0	0	0	0	0	0	0	0	0	
Frederick	4	1.44%	0	0	0	0	0	0	0	0	0	0	3	0	0	0	0	0	0	0	0	0	0	0	0	0	1	0	
Garrett	12	4.32%	0	0	0	0	0	0	0	0	0	0	0	12	0	0	0	0	0	0	0	0	0	0	0	0	0	0	
Harford	0	0.00%	0	0	0	0	0	0	0	0	0	0	0	0	0	0	0	0	0	0	0	0	0	0	0	0	0	0	
Howard	2	0.72%	0	0	2	0	0	0	0	0	0	0	0	0	0	0	0	0	0	0	0	0	0	0	0	0	0	0	
Kent	0	0.00%	0	0	0	0	0	0	0	0	0	0	0	0	0	0	0	0	0	0	0	0	0	0	0	0	0	0	
Montgomery	14	5.04%	0	0	0	0	3	0	0	0	0	0	0	0	0	0	7	0	0	0	0	0	0	0	0	4	0		
Prince George's	4	1.44%	0	0	0	0	0	0	0	0	0	0	0	0	0	0	4	0	0	0	0	0	0	0	0	0	0	0	
Queen Anne's	0	0.00%	0	0	0	0	0	0	0	0	0	0	0	0	0	0	0	0	0	0	0	0	0	0	0	0	0	0	
Somerset	2	0.72%	0	0	0	0	0	0	0	0	0	0	0	0	0	0	0	0	2	0	0	0	0	0	0	0	0	0	
St. Mary's	0	0.00%	0	0	0	0	0	0	0	0	0	0	0	0	0	0	0	0	0	0	0	0	0	0	0	0	0	0	
Talbot	0	0.00%	0	0	0	0	0	0	0	0	0	0	0	0	0	0	0	0	0	0	0	0	0	0	0	0	0	0	
Washington	5	1.80%	0	0	0	0	0	0	0	0	0	0	0	0	0	0	0	0	0	0	0	0	5	0	0	0	0	0	
Wicomico	0	0.00%	0	0	0	0	0	0	0	0	0	0	0	0	0	0	0	0	0	0	0	0	0	0	0	0	0	0	
Worcester	0	0.00%	0	0	0	0	0	0	0	0	0	0	0	0	0	0	0	0	0	0	0	0	0	0	0	0	0	0	
Out-of-State	0	0.00%	0	0	0	0	0	0	0	0	0	0	0	0	0	0	0	0	0	0	0	0	0	0	0	0	0	0	
Unknown	0	0.00%	0	0	0	0	0	0	0	0	0	0	0	0	0	0	0	0	0	0	0	0	0	0	0	0	0	0	
Grand Total	278	100%	3	14	61	113	5	0	2	2	1	0	3	12	11	6	0	7	9	0	3	1	0	5	0	18	2		
% of children from jurisdiction			60.00%	NA	34.88%	56.04%	66.67%	NA	NA	50.00%	NA	NA	75.00%	100.00%	NA	0.00%	NA	50.00%	100.00%	NA	100.00%	NA	100.00%	NA	NA	100.00%	NA	NA	NA
% children Statewide in all			1.08%	5.04%	21.94%	40.65%	1.80%	0.00%	0.72%	0.72%	0.36%	0.00%	1.08%	4.32%	3.96%	2.16%	0.00%	2.52%	3.24%	0.00%	1.08%	0.36%	0.00%	1.80%	0.00%	0.00%	6.47%	0.72%	

Family Home, Treatment Foster Care

Home Jurisdiction of Children	# children from jurisdiction in placement	% of children Statewide in placements from jurisdiction	Jurisdiction Where Children were Placed																									
			Allegany	Anne Arundel	Baltimore	Baltimore City	Calvert	Caroline	Carroll	Cecil	Charles	Dorchester	Frederick	Garrett	Harford	Howard	Kent	Montgomery	Prince George's	Queen Anne's	Somerset	St. Mary's	Talbot	Washington	Wicomico	Worcester	Out-of-State	Unknown
Allegany	4	0.32%	0	0	0	0	0	0	0	0	0	0	1	0	0	0	0	0	0	0	0	0	2	0	0	0	1	
Anne Arundel	23	1.85%	0	6	10	1	0	1	0	0	0	0	0	0	1	0	0	2	0	1	0	0	0	1	0	0	0	
Baltimore	180	14.45%	2	8	89	52	0	0	6	2	0	1	0	0	9	1	1	3	0	0	0	0	5	0	1	0	0	
Baltimore City	547	43.90%	1	14	226	250	0	0	4	0	2	2	0	0	14	8	0	19	0	0	0	1	1	0	0	4		
Calvert	10	0.80%	0	0	0	0	1	0	0	0	5	0	0	0	0	0	0	3	0	0	1	0	0	0	0	0		
Caroline	2	0.16%	0	0	0	0	0	1	0	0	0	0	0	0	0	0	0	0	0	0	0	0	0	0	0	0		
Carroll	9	0.72%	1	0	3	3	0	0	0	0	0	0	0	0	0	0	0	0	0	0	0	0	2	0	0	0		
Cecil	30	2.41%	0	0	5	8	0	1	0	9	0	0	0	2	0	1	0	3	0	0	0	0	1	0	0	0		
Charles	14	1.12%	0	1	0	2	0	0	0	0	3	0	0	0	0	0	0	6	0	0	0	0	1	1	0	0		
Dorchester	12	0.96%	0	0	0	0	0	0	0	0	0	7	0	0	0	0	0	0	0	0	0	1	0	4	0	0		
Frederick	15	1.20%	0	0	2	0	0	0	0	0	0	0	3	1	0	0	1	0	0	0	0	6	0	0	1	0		
Garrett	0	0.00%	0	0	0	0	0	0	0	0	0	0	0	0	0	0	0	0	0	0	0	0	0	0	0	0		
Harford	32	2.57%	0	1	7	7	0	0	0	2	0	0	0	0	14	0	0	0	0	0	0	0	0	0	0	1		
Howard	9	0.72%	0	1	6	0	0	0	1	0	0	0	0	0	0	0	1	0	0	0	0	0	0	0	0	0		
Kent	0	0.00%	0	0	0	0	0	0	0	0	0	0	0	0	0	0	0	0	0	0	0	0	0	0	0	0		
Montgomery	69	5.54%	1	2	8	1	0	0	1	0	1	0	0	1	3	0	34	11	0	0	0	0	6	0	0	0		
Prince George's	221	17.74%	0	2	20	17	2	0	1	0	8	0	1	0	2	0	4	163	0	0	0	0	0	0	0	1		
Queen Anne's	0	0.00%	0	0	0	0	0	0	0	0	0	0	0	0	0	0	0	0	0	0	0	0	0	0	0	0		
Somerset	9	0.72%	0	0	0	1	0	0	0	0	0	3	0	0	0	0	0	0	0	1	0	0	4	0	0	0		
St. Mary's	20	1.61%	0	1	1	3	0	0	0	0	4	0	2	0	0	0	3	6	0	0	0	0	0	0	0	0		
Talbot	8	0.64%	0	0	0	0	0	1	0	0	0	0	0	0	1	0	0	0	0	0	0	4	0	0	0	0		
Washington	16	1.28%	1	0	1	1	0	0	0	0	0	0	0	0	0	0	0	0	0	0	0	0	13	0	0	0		
Wicomico	4	0.32%	0	0	0	0	0	0	1	0	0	2	0	0	0	0	0	0	0	0	0	0	1	0	0	0		
Worcester	12	0.96%	0	0	0	0	0	1	0	0	0	2	0	0	0	0	0	0	0	0	0	1	0	8	0	0		
Out-of-State	0	0.00%	0	0	0	0	0	0	0	0	0	0	0	0	0	0	0	0	0	0	0	0	0	0	0	0		
Unknown	0	0.00%	0	0	0	0	0	0	0	0	0	0	0	0	0	0	0	0	0	0	0	0	0	0	0	0		
Grand Total	1,269	100%	6	36	378	346	3	5	14	13	23	20	6	2	40	15	3	44	217	0	2	1	7	36	20	1	1	7
% of children from jurisdiction			0.00%	26.09%	49.44%	45.70%	10.00%	50.00%	0.00%	30.00%	21.43%	58.33%	20.00%	NA	43.75%	0.00%	NA	49.28%	73.76%	NA	11.11%	0.00%	50.00%	81.25%	25.00%	0.00%	NA	NA
% children Statewide in all			0.48%	2.89%	30.34%	27.77%	0.24%	0.40%	1.12%	1.04%	1.85%	1.61%	0.48%	0.16%	3.21%	1.20%	0.24%	3.53%	17.42%	0.00%	0.16%	0.08%	0.56%	2.89%	1.61%	0.08%	0.08%	0.56%

Family Home, Living Arrangement

		Jurisdiction Where Children were Placed																											
Home Jurisdiction of Children	# children from jurisdiction in placement	% of children Statewide in placements from jurisdiction	Allegany	Anne Arundel	Baltimore	Baltimore City	Calvert	Caroline	Carroll	Cecil	Charles	Dorchester	Frederick	Garrett	Harford	Howard	Kent	Montgomery	Prince George's	Queen Anne's	Somerset	St. Mary's	Talbot	Washington	Wicomico	Worcester	Out-of-State	Unknown	
Allegany	7	5.60%	2	0	0	0	0	0	0	0	0	0	0	0	0	0	0	0	0	0	0	0	0	0	0	0	0	3	2
Anne Arundel	4	3.20%	0	4	0	0	0	0	0	0	0	0	0	0	0	0	0	0	0	0	0	0	0	0	0	0	0	0	0
Baltimore	25	20.00%	0	1	11	9	0	0	0	0	0	0	0	0	0	1	0	0	0	0	0	0	0	0	1	0	0	2	
Baltimore City	11	8.80%	0	0	0	5	0	0	0	0	0	0	0	0	0	0	0	0	0	0	0	0	0	0	0	0	1	5	
Calvert	6	4.80%	0	0	0	1	5	0	0	0	0	0	0	0	0	0	0	0	0	0	0	0	0	0	0	0	0	0	
Caroline	0	0.00%	0	0	0	0	0	0	0	0	0	0	0	0	0	0	0	0	0	0	0	0	0	0	0	0	0	0	
Carroll	2	1.60%	0	0	0	0	0	0	2	0	0	0	0	0	0	0	0	0	0	0	0	0	0	0	0	0	0	0	
Cecil	4	3.20%	0	0	0	0	0	0	0	3	0	0	0	0	1	0	0	0	0	0	0	0	0	0	0	0	0	0	
Charles	3	2.40%	0	0	0	0	0	0	0	0	2	0	0	0	0	0	0	0	0	0	0	1	0	0	0	0	0	0	
Dorchester	1	0.80%	0	0	0	0	0	0	0	0	0	1	0	0	0	0	0	0	0	0	0	0	0	0	0	0	0	0	
Frederick	3	2.40%	0	0	0	0	0	0	0	0	0	0	1	0	0	0	0	0	0	0	0	0	0	2	0	0	0	0	
Garrett	4	3.20%	0	0	0	0	0	0	0	0	0	0	0	2	0	0	0	0	0	0	0	0	0	0	0	0	1	1	
Harford	9	7.20%	0	0	0	2	0	0	0	1	0	0	0	0	5	0	0	0	0	0	0	0	0	0	0	0	1	0	
Howard	3	2.40%	0	0	0	0	0	0	0	0	0	0	0	0	0	2	0	1	0	0	0	0	0	0	0	0	0	0	
Kent	0	0.00%	0	0	0	0	0	0	0	0	0	0	0	0	0	0	0	0	0	0	0	0	0	0	0	0	0	0	
Montgomery	12	9.60%	0	0	0	0	0	0	0	0	0	0	0	0	0	0	0	10	1	0	0	0	0	0	0	0	0	1	
Prince George's	15	12.00%	0	0	1	0	0	0	0	0	0	0	0	0	0	0	0	1	10	0	0	0	0	0	0	0	1	2	
Queen Anne's	1	0.80%	0	1	0	0	0	0	0	0	0	0	0	0	0	0	0	0	0	0	0	0	0	0	0	0	0	0	
Somerset	0	0.00%	0	0	0	0	0	0	0	0	0	0	0	0	0	0	0	0	0	0	0	0	0	0	0	0	0	0	
St. Mary's	6	4.80%	0	0	1	0	0	0	0	0	0	0	0	0	0	0	0	0	0	0	0	5	0	0	0	0	0	0	
Talbot	3	2.40%	0	0	0	0	0	0	0	0	0	2	0	0	0	0	0	0	1	0	0	0	0	0	0	0	0	0	
Washington	6	4.80%	0	0	0	0	0	0	0	0	0	0	0	0	0	0	0	0	0	0	0	0	0	5	0	0	1	0	
Wicomico	0	0.00%	0	0	0	0	0	0	0	0	0	0	0	0	0	0	0	0	0	0	0	0	0	0	0	0	0	0	
Worcester	0	0.00%	0	0	0	0	0	0	0	0	0	0	0	0	0	0	0	0	0	0	0	0	0	0	0	0	0	0	
Out-of-State	0	0.00%	0	0	0	0	0	0	0	0	0	0	0	0	0	0	0	0	0	0	0	0	0	0	0	0	0	0	
Unknown	0	0.00%	0	0	0	0	0	0	0	0	0	0	0	0	0	0	0	0	0	0	0	0	0	0	0	0	0	0	
Grand Total	125	100%	2	6	13	17	5	0	2	4	2	3	1	2	6	3	0	12	11	1	0	6	0	7	1	0	8	13	
% of children from jurisdiction			28.57%	100.00%	44.00%	45.45%	83.33%	NA	100.00%	75.00%	66.67%	100.00%	33.33%	50.00%	55.56%	66.67%	NA	83.33%	66.67%	0.00%	NA	83.33%	0.00%	83.33%	NA	NA	NA	NA	
% children Statewide in all			1.60%	4.80%	10.40%	13.60%	4.00%	0.00%	1.60%	3.20%	1.60%	2.40%	0.80%	1.60%	4.80%	2.40%	0.00%	9.60%	8.80%	0.80%	0.00%	4.80%	0.00%	5.60%	0.80%	0.00%	6.40%	10.40%	

Community, Independent Living

		Jurisdiction Where Children were Placed																											
Home Jurisdiction of Children	# children from jurisdiction in placement	% of children Statewide in placements from jurisdiction	Allegany	Anne Arundel	Baltimore	Baltimore City	Calvert	Caroline	Carroll	Cecil	Charles	Dorchester	Frederick	Garrett	Harford	Howard	Kent	Montgomery	Prince George's	Queen Anne's	Somerset	St. Mary's	Talbot	Washington	Wicomico	Worcester	Out-of-State	Unknown	
Allegany	7	5.60%	2	0	0	0	0	0	0	0	0	0	0	0	0	0	0	0	0	0	0	0	0	0	0	0	0	3	2
Anne Arundel	4	3.20%	0	4	0	0	0	0	0	0	0	0	0	0	0	0	0	0	0	0	0	0	0	0	0	0	0	0	0
Baltimore	25	20.00%	0	1	11	9	0	0	0	0	0	0	0	0	0	1	0	0	0	0	0	0	0	0	0	1	0	0	2
Baltimore City	11	8.80%	0	0	0	5	0	0	0	0	0	0	0	0	0	0	0	0	0	0	0	0	0	0	0	0	0	1	5
Calvert	6	4.80%	0	0	0	1	5	0	0	0	0	0	0	0	0	0	0	0	0	0	0	0	0	0	0	0	0	0	0
Caroline	0	0.00%	0	0	0	0	0	0	0	0	0	0	0	0	0	0	0	0	0	0	0	0	0	0	0	0	0	0	0
Carroll	2	1.60%	0	0	0	0	0	0	2	0	0	0	0	0	0	0	0	0	0	0	0	0	0	0	0	0	0	0	0
Cecil	4	3.20%	0	0	0	0	0	0	0	3	0	0	0	0	1	0	0	0	0	0	0	0	0	0	0	0	0	0	0
Charles	3	2.40%	0	0	0	0	0	0	0	0	2	0	0	0	0	0	0	0	0	0	0	0	1	0	0	0	0	0	0
Dorchester	1	0.80%	0	0	0	0	0	0	0	0	0	1	0	0	0	0	0	0	0	0	0	0	0	0	0	0	0	0	0
Frederick	3	2.40%	0	0	0	0	0	0	0	0	0	0	1	0	0	0	0	0	0	0	0	0	0	2	0	0	0	0	0
Garrett	4	3.20%	0	0	0	0	0	0	0	0	0	0	0	2	0	0	0	0	0	0	0	0	0	0	0	0	0	1	1
Harford	9	7.20%	0	0	0	2	0	0	0	1	0	0	0	0	5	0	0	0	0	0	0	0	0	0	0	0	0	1	0
Howard	3	2.40%	0	0	0	0	0	0	0	0	0	0	0	0	0	2	0	1	0	0	0	0	0	0	0	0	0	0	0
Kent	0	0.00%	0	0	0	0	0	0	0	0	0	0	0	0	0	0	0	0	0	0	0	0	0	0	0	0	0	0	0
Montgomery	12	9.60%	0	0	0	0	0	0	0	0	0	0	0	0	0	0	0	10	1	0	0	0	0	0	0	0	0	0	1
Prince George's	15	12.00%	0	0	1	0	0	0	0	0	0	0	0	0	0	0	0	1	10	0	0	0	0	0	0	0	1	2	
Queen Anne's	1	0.80%	0	1	0	0	0	0	0	0	0	0	0	0	0	0	0	0	0	0	0	0	0	0	0	0	0	0	0
Somerset	0	0.00%	0	0	0	0	0	0	0	0	0	0	0	0	0	0	0	0	0	0	0	0	0	0	0	0	0	0	0
St. Mary's	6	4.80%	0	0	1	0	0	0	0	0	0	0	0	0	0	0	0	0	0	0	0	0	5	0	0	0	0	0	0
Talbot	3	2.40%	0	0	0	0	0	0	0	0	0	2	0	0	0	0	0	0	0	1	0	0	0	0	0	0	0	0	0
Washington	6	4.80%	0	0	0	0	0	0	0	0	0	0	0	0	0	0	0	0	0	0	0	0	0	5	0	0	0	1	0
Wicomico	0	0.00%	0	0	0	0	0	0	0	0	0	0	0	0	0	0	0	0	0	0	0	0	0	0	0	0	0	0	0
Worcester	0	0.00%	0	0	0	0	0	0	0	0	0	0	0	0	0	0	0	0	0	0	0	0	0	0	0	0	0	0	0
Out-of-State	0	0.00%	0	0	0	0	0	0	0	0	0	0	0	0	0	0	0	0	0	0	0	0	0	0	0	0	0	0	0
Unknown	0	0.00%	0	0	0	0	0	0	0	0	0	0	0	0	0	0	0	0	0	0	0	0	0	0	0	0	0	0	0
Grand Total	125	100%	2	6	13	17	5	0	2	4	2	3	1	2	6	3	0	12	11	1	0	6	0	7	1	0	8	13	
% of children from jurisdiction			28.57%	100.00%	44.00%	45.45%	83.33%	NA	100.00%	75.00%	66.67%	100.00%	33.33%	50.00%	55.56%	66.67%	NA	83.33%	66.67%	0.00%	NA	83.33%	0.00%	83.33%	NA	NA	NA	NA	NA
% children Statewide in all			1.60%	4.80%	10.40%	13.60%	4.00%	0.00%	1.60%	3.20%	1.60%	2.40%	0.80%	1.60%	4.80%	2.40%	0.00%	9.60%	8.80%	0.80%	0.00%	4.80%	0.00%	5.60%	0.80%	0.00%	6.40%	10.40%	

Community, Residential Child Care Program

		Jurisdiction Where Children were Placed																										
Home Jurisdiction of Children	# children from jurisdiction in placement	% of children Statewide in placements from jurisdiction	Alegany	Anne Arundel	Baltimore	Baltimore City	Calvert	Caroline	Carroll	Cecil	Charles	Dorchester	Frederick	Garrett	Harford	Howard	Kent	Montgomery	Prince George's	Queen Anne's	Somerset	St. Mary's	Talbot	Washington	Wicomico	Worcester	Out-of-State	Unknown
Alegany	14	1.64%	2	0	1	0	0	0	0	0	0	0	0	1	0	0	0	0	4	0	0	0	0	5	0	0	1	0
Anne Arundel	63	7.39%	1	14	25	2	0	2	0	2	3	0	0	0	0	0	0	4	3	0	0	0	0	6	0	0	1	0
Baltimore	111	13.03%	0	0	43	20	0	6	0	2	2	0	0	3	6	0	0	7	7	0	0	0	7	0	0	5	3	
Baltimore City	165	19.37%	1	4	23	97	0	1	0	1	5	0	0	0	1	0	0	8	10	0	0	1	0	7	0	0	4	2
Calvert	10	1.17%	0	0	2	0	1	1	0	1	2	0	0	0	0	0	0	0	1	0	0	0	1	0	0	0	1	0
Caroline	7	0.82%	0	0	1	0	0	3	0	0	0	0	0	0	0	0	0	0	0	0	0	0	1	1	0	0	1	
Carroll	11	1.29%	0	0	4	0	0	0	0	0	0	0	0	0	1	0	0	1	0	0	0	0	4	0	0	0	1	0
Cecil	19	2.23%	0	0	3	0	0	2	0	7	0	0	0	0	1	0	0	0	2	0	0	0	1	0	0	3	0	
Charles	11	1.29%	0	0	4	0	0	0	0	0	1	0	0	0	0	0	0	0	0	0	0	0	5	0	0	0	1	0
Dorchester	14	1.64%	0	0	0	1	0	5	0	0	0	0	7	0	0	0	0	1	0	0	0	0	0	0	0	0	0	0
Frederick	16	1.88%	2	0	1	0	0	1	0	1	0	0	0	0	0	0	0	0	3	0	0	0	0	7	1	0	0	0
Garrett	6	0.70%	1	0	0	0	0	0	0	0	0	0	0	1	1	0	0	0	0	0	0	0	2	0	0	0	0	1
Harford	34	3.99%	0	0	11	2	0	0	0	5	0	0	0	1	9	0	0	2	0	0	0	0	1	0	0	3	0	
Howard	21	2.46%	0	0	6	2	0	0	0	0	0	0	0	0	6	0	0	4	0	0	0	0	3	0	0	0	0	0
Kent	15	1.76%	0	0	0	0	0	2	0	1	0	0	0	0	0	0	12	0	0	0	0	0	0	0	0	0	0	0
Montgomery	77	9.04%	0	0	16	3	0	3	0	2	0	0	1	0	0	0	0	35	11	0	0	0	6	0	0	0	0	
Prince George's	159	18.66%	0	2	16	7	0	0	0	7	2	0	0	0	1	3	0	15	98	0	0	0	5	0	0	1	2	
Queen Anne's	5	0.59%	0	0	0	0	0	1	0	0	0	0	0	0	0	0	0	0	4	0	0	0	0	0	0	0	0	
Somerset	17	2.00%	0	0	0	0	0	1	0	0	0	0	0	0	0	0	0	0	0	0	16	0	0	0	0	0	0	0
St. Mary's	9	1.06%	0	0	5	0	0	1	0	1	0	0	0	0	0	0	0	0	2	0	0	0	0	0	0	0	0	0
Talbot	5	0.59%	0	0	0	0	0	1	0	0	0	0	0	0	0	0	0	0	0	0	0	2	0	1	0	1	0	
Washington	32	3.76%	0	0	5	2	0	0	0	0	0	0	0	3	0	0	0	2	1	0	0	0	17	0	0	0	2	
Wicomico	26	3.05%	0	0	1	0	0	1	0	0	0	0	0	0	1	0	0	1	2	0	0	0	1	17	0	2	0	
Worcester	3	0.35%	0	0	1	1	0	0	0	0	0	0	0	0	0	0	0	1	0	0	0	0	0	0	0	0	0	0
Out-of-State	2	0.23%	0	0	1	0	0	0	0	0	0	0	0	0	0	0	0	0	0	0	0	0	1	0	0	0	0	0
Unknown	0	0.00%	0	0	0	0	0	0	0	0	0	0	0	0	0	0	0	0	0	0	0	0	0	0	0	0	0	0
Grand Total	852	100%	7	20	169	137	1	31	0	30	15	0	8	9	21	9	12	80	145	4	16	1	3	79	20	0	24	11
% of children from jurisdiction			14.29%	22.22%	38.74%	58.79%	10.00%	42.86%	0.00%	36.84%	9.09%	0.00%	0.00%	16.67%	26.47%	28.57%	80.00%	45.45%	61.64%	80.00%	94.12%	0.00%	40.00%	53.13%	65.38%	0.00%	0.00%	NA
% children Statewide in all			0.82%	2.35%	19.84%	16.08%	0.12%	3.64%	0.00%	3.52%	1.76%	0.00%	0.94%	1.06%	2.46%	1.06%	1.41%	9.39%	17.02%	0.47%	1.88%	0.12%	0.35%	9.27%	2.35%	0.00%	2.82%	1.29%

Personal Supports (Community, Community Supported Living Arrangement)

Home Jurisdiction of Children	Jurisdiction Where Children were Placed																											
	# children from jurisdiction in placement	% of children Statewide in placements from jurisdiction	Allegany	Anne Arundel	Baltimore	Baltimore City	Calvert	Caroline	Carroll	Cecil	Charles	Dorchester	Frederick	Garrett	Harford	Howard	Kent	Montgomery	Prince George's	Queen Anne's	Somerset	St. Mary's	Talbot	Washington	Wicomico	Worcester	Out-of-State	Unknown
Allegany	2	2.11%	2	0	0	0	0	0	0	0	0	0	0	0	0	0	0	0	0	0	0	0	0	0	0	0	0	0
Anne Arundel	1	1.05%	0	1	0	0	0	0	0	0	0	0	0	0	0	0	0	0	0	0	0	0	0	0	0	0	0	0
Baltimore	13	13.68%	0	0	13	0	0	0	0	0	0	0	0	0	0	0	0	0	0	0	0	0	0	0	0	0	0	0
Baltimore City	0	0.00%	0	0	0	0	0	0	0	0	0	0	0	0	0	0	0	0	0	0	0	0	0	0	0	0	0	0
Calvert	5	5.26%	0	0	0	0	5	0	0	0	0	0	0	0	0	0	0	0	0	0	0	0	0	0	0	0	0	0
Caroline	0	0.00%	0	0	0	0	0	0	0	0	0	0	0	0	0	0	0	0	0	0	0	0	0	0	0	0	0	0
Carroll	9	9.47%	0	0	0	0	0	0	9	0	0	0	0	0	0	0	0	0	0	0	0	0	0	0	0	0	0	0
Cecil	0	0.00%	0	0	0	0	0	0	0	0	0	0	0	0	0	0	0	0	0	0	0	0	0	0	0	0	0	0
Charles	2	2.11%	0	0	0	0	0	0	0	0	2	0	0	0	0	0	0	0	0	0	0	0	0	0	0	0	0	0
Dorchester	0	0.00%	0	0	0	0	0	0	0	0	0	0	0	0	0	0	0	0	0	0	0	0	0	0	0	0	0	0
Frederick	3	3.16%	0	0	0	0	0	0	0	0	0	3	0	0	0	0	0	0	0	0	0	0	0	0	0	0	0	0
Garrett	0	0.00%	0	0	0	0	0	0	0	0	0	0	0	0	0	0	0	0	0	0	0	0	0	0	0	0	0	0
Harford	0	0.00%	0	0	0	0	0	0	0	0	0	0	0	0	0	0	0	0	0	0	0	0	0	0	0	0	0	0
Howard	4	4.21%	0	0	0	0	0	0	0	0	0	0	0	0	4	0	0	0	0	0	0	0	0	0	0	0	0	0
Kent	0	0.00%	0	0	0	0	0	0	0	0	0	0	0	0	0	0	0	0	0	0	0	0	0	0	0	0	0	0
Montgomery	43	45.26%	0	0	0	0	0	0	0	0	0	0	0	0	0	0	0	43	0	0	0	0	0	0	0	0	0	0
Prince George's	6	6.32%	0	0	0	0	0	0	0	0	0	0	0	0	0	0	0	6	0	0	0	0	0	0	0	0	0	0
Queen Anne's	0	0.00%	0	0	0	0	0	0	0	0	0	0	0	0	0	0	0	0	0	0	0	0	0	0	0	0	0	0
Somerset	0	0.00%	0	0	0	0	0	0	0	0	0	0	0	0	0	0	0	0	0	0	0	0	0	0	0	0	0	0
St. Mary's	2	2.11%	0	0	0	0	0	0	0	0	0	0	0	0	0	0	0	0	0	0	0	2	0	0	0	0	0	0
Talbot	0	0.00%	0	0	0	0	0	0	0	0	0	0	0	0	0	0	0	0	0	0	0	0	0	0	0	0	0	0
Washington	2	2.11%	0	0	0	0	0	0	0	0	0	0	0	0	0	0	0	0	0	0	0	0	0	2	0	0	0	0
Wicomico	3	3.16%	0	0	0	0	0	0	0	0	0	0	0	0	0	0	0	0	0	0	0	0	0	0	3	0	0	0
Worcester	0	0.00%	0	0	0	0	0	0	0	0	0	0	0	0	0	0	0	0	0	0	0	0	0	0	0	0	0	0
Out-of-State	0	0.00%	0	0	0	0	0	0	0	0	0	0	0	0	0	0	0	0	0	0	0	0	0	0	0	0	0	0
Unknown	0	0.00%	0	0	0	0	0	0	0	0	0	0	0	0	0	0	0	0	0	0	0	0	0	0	0	0	0	0
Grand Total	95	100%	2	1	13	0	5	0	9	0	2	0	3	0	0	4	0	43	6	0	0	2	0	2	3	0	0	0
% of children from jurisdiction			100.00%	100.00%	100.00%	NA	100.00%	NA	100.00%	NA	100.00%	NA	100.00%	NA	NA	100.00%	NA	100.00%	100.00%	NA	NA	100.00%	NA	100.00%	100.00%	NA	NA	NA
% children Statewide in all			2.11%	1.05%	13.68%	0.00%	5.26%	0.00%	9.47%	0.00%	2.11%	0.00%	3.16%	0.00%	0.00%	4.21%	0.00%	45.26%	6.32%	0.00%	0.00%	2.11%	0.00%	2.11%	3.16%	0.00%	0.00%	0.00%

Community, Living Arrangement

Home Jurisdiction of Children	Jurisdiction Where Children were Placed																													
	# children from jurisdiction in placement	% of children Statewide in placements from jurisdiction	Allegany	Anne Arundel	Baltimore	Baltimore City	Calvert	Caroline	Carroll	Cecil	Charles	Dorchester	Frederick	Garrett	Harford	Howard	Kent	Montgomery	Prince George's	Queen Anne's	Somerset	St. Mary's	Talbot	Washington	Wicomico	Worcester	Out-of-State	Unknown		
Allegany	0	0.00%	0	0	0	0	0	0	0	0	0	0	0	0	0	0	0	0	0	0	0	0	0	0	0	0	0	0	0	
Anne Arundel	0	0.00%	0	0	0	0	0	0	0	0	0	0	0	0	0	0	0	0	0	0	0	0	0	0	0	0	0	0	0	0
Baltimore	3	11.54%	0	0	2	0	0	0	0	0	0	0	0	0	0	0	0	0	0	0	0	0	0	0	0	0	0	0	1	
Baltimore City	5	19.23%	0	0	1	1	0	0	0	0	0	0	0	0	0	0	0	0	1	0	1	0	0	0	0	0	0	0	1	
Calvert	0	0.00%	0	0	0	0	0	0	0	0	0	0	0	0	0	0	0	0	0	0	0	0	0	0	0	0	0	0	0	
Caroline	0	0.00%	0	0	0	0	0	0	0	0	0	0	0	0	0	0	0	0	0	0	0	0	0	0	0	0	0	0	0	
Carroll	2	7.69%	1	0	0	0	0	0	0	0	0	0	0	0	0	0	0	1	0	0	0	0	0	0	0	0	0	0	0	
Cecil	0	0.00%	0	0	0	0	0	0	0	0	0	0	0	0	0	0	0	0	0	0	0	0	0	0	0	0	0	0	0	
Charles	0	0.00%	0	0	0	0	0	0	0	0	0	0	0	0	0	0	0	0	0	0	0	0	0	0	0	0	0	0	0	
Dorchester	0	0.00%	0	0	0	0	0	0	0	0	0	0	0	0	0	0	0	0	0	0	0	0	0	0	0	0	0	0	0	
Frederick	0	0.00%	0	0	0	0	0	0	0	0	0	0	0	0	0	0	0	0	0	0	0	0	0	0	0	0	0	0	0	
Garrett	0	0.00%	0	0	0	0	0	0	0	0	0	0	0	0	0	0	0	0	0	0	0	0	0	0	0	0	0	0	0	
Harford	0	0.00%	0	0	0	0	0	0	0	0	0	0	0	0	0	0	0	0	0	0	0	0	0	0	0	0	0	0	0	
Howard	0	0.00%	0	0	0	0	0	0	0	0	0	0	0	0	0	0	0	0	0	0	0	0	0	0	0	0	0	0	0	
Kent	0	0.00%	0	0	0	0	0	0	0	0	0	0	0	0	0	0	0	0	0	0	0	0	0	0	0	0	0	0	0	
Montgomery	10	38.46%	0	0	2	1	0	0	0	0	0	0	0	0	0	0	0	0	2	0	0	0	0	0	1	0	2	2		
Prince George's	5	19.23%	0	0	0	1	0	0	0	0	0	0	0	0	0	0	0	0	3	0	0	0	0	0	0	0	1	0		
Queen Anne's	0	0.00%	0	0	0	0	0	0	0	0	0	0	0	0	0	0	0	0	0	0	0	0	0	0	0	0	0	0	0	
Somerset	0	0.00%	0	0	0	0	0	0	0	0	0	0	0	0	0	0	0	0	0	0	0	0	0	0	0	0	0	0	0	
St. Mary's	1	3.85%	1	0	0	0	0	0	0	0	0	0	0	0	0	0	0	0	0	0	0	0	0	0	0	0	0	0	0	
Talbot	0	0.00%	0	0	0	0	0	0	0	0	0	0	0	0	0	0	0	0	0	0	0	0	0	0	0	0	0	0	0	
Washington	0	0.00%	0	0	0	0	0	0	0	0	0	0	0	0	0	0	0	0	0	0	0	0	0	0	0	0	0	0	0	
Wicomico	0	0.00%	0	0	0	0	0	0	0	0	0	0	0	0	0	0	0	0	0	0	0	0	0	0	0	0	0	0	0	
Worcester	0	0.00%	0	0	0	0	0	0	0	0	0	0	0	0	0	0	0	0	0	0	0	0	0	0	0	0	0	0	0	
Out-of-State	0	0.00%	0	0	0	0	0	0	0	0	0	0	0	0	0	0	0	0	0	0	0	0	0	0	0	0	0	0	0	
Unknown	0	0.00%	0	0	0	0	0	0	0	0	0	0	0	0	0	0	0	0	0	0	0	0	0	0	0	0	0	0	0	
Grand Total	26	100%	2	0	5	3	0	0	0	0	0	0	0	0	0	0	0	1	6	0	1	0	0	0	1	0	3	4		
% of children from jurisdiction			NA	NA	66.67%	20.00%	NA	NA	0.00%	NA	NA	NA	NA	NA	NA	NA	NA	0.00%	60.00%	NA	NA	0.00%	NA	NA	NA	NA	NA	NA	NA	
% children Statewide in all			7.69%	0.00%	19.23%	11.54%	0.00%	0.00%	0.00%	0.00%	0.00%	0.00%	0.00%	0.00%	0.00%	0.00%	0.00%	3.85%	23.08%	0.00%	3.85%	0.00%	0.00%	0.00%	3.85%	0.00%	11.54%	15.38%		

**Non-Community, Diagnostic Evaluation Treatment Program**

Home Jurisdiction of Children	Jurisdiction Where Children were Placed																												
	# children from jurisdiction in placement	% of children Statewide in placements from jurisdiction	Allegany	Anne Arundel	Baltimore	Baltimore City	Calvert	Caroline	Carroll	Cecil	Charles	Dorchester	Frederick	Garrett	Harford	Howard	Kent	Montgomery	Prince George's	Queen Anne's	Somerset	St. Mary's	Talbot	Washington	Wicomico	Worcester	Out-of-State	Unknown	
Allegany	0	0.00%	0	0	0	0	0	0	0	0	0	0	0	0	0	0	0	0	0	0	0	0	0	0	0	0	0	0	
Anne Arundel	0	0.00%	0	0	0	0	0	0	0	0	0	0	0	0	0	0	0	0	0	0	0	0	0	0	0	0	0	0	0
Baltimore	0	0.00%	0	0	0	0	0	0	0	0	0	0	0	0	0	0	0	0	0	0	0	0	0	0	0	0	0	0	0
Baltimore City	1	20.00%	0	0	1	0	0	0	0	0	0	0	0	0	0	0	0	0	0	0	0	0	0	0	0	0	0	0	
Calvert	0	0.00%	0	0	0	0	0	0	0	0	0	0	0	0	0	0	0	0	0	0	0	0	0	0	0	0	0	0	
Caroline	0	0.00%	0	0	0	0	0	0	0	0	0	0	0	0	0	0	0	0	0	0	0	0	0	0	0	0	0	0	
Carroll	0	0.00%	0	0	0	0	0	0	0	0	0	0	0	0	0	0	0	0	0	0	0	0	0	0	0	0	0	0	
Cecil	0	0.00%	0	0	0	0	0	0	0	0	0	0	0	0	0	0	0	0	0	0	0	0	0	0	0	0	0	0	
Charles	0	0.00%	0	0	0	0	0	0	0	0	0	0	0	0	0	0	0	0	0	0	0	0	0	0	0	0	0	0	
Dorchester	0	0.00%	0	0	0	0	0	0	0	0	0	0	0	0	0	0	0	0	0	0	0	0	0	0	0	0	0	0	
Frederick	0	0.00%	0	0	0	0	0	0	0	0	0	0	0	0	0	0	0	0	0	0	0	0	0	0	0	0	0	0	
Garrett	0	0.00%	0	0	0	0	0	0	0	0	0	0	0	0	0	0	0	0	0	0	0	0	0	0	0	0	0	0	
Harford	2	40.00%	0	0	2	0	0	0	0	0	0	0	0	0	0	0	0	0	0	0	0	0	0	0	0	0	0	0	
Howard	0	0.00%	0	0	0	0	0	0	0	0	0	0	0	0	0	0	0	0	0	0	0	0	0	0	0	0	0	0	
Kent	0	0.00%	0	0	0	0	0	0	0	0	0	0	0	0	0	0	0	0	0	0	0	0	0	0	0	0	0	0	
Montgomery	0	0.00%	0	0	0	0	0	0	0	0	0	0	0	0	0	0	0	0	0	0	0	0	0	0	0	0	0	0	
Prince George's	1	20.00%	0	0	1	0	0	0	0	0	0	0	0	0	0	0	0	0	0	0	0	0	0	0	0	0	0	0	
Queen Anne's	0	0.00%	0	0	0	0	0	0	0	0	0	0	0	0	0	0	0	0	0	0	0	0	0	0	0	0	0	0	
Somerset	0	0.00%	0	0	0	0	0	0	0	0	0	0	0	0	0	0	0	0	0	0	0	0	0	0	0	0	0	0	
St. Mary's	0	0.00%	0	0	0	0	0	0	0	0	0	0	0	0	0	0	0	0	0	0	0	0	0	0	0	0	0	0	
Talbot	0	0.00%	0	0	0	0	0	0	0	0	0	0	0	0	0	0	0	0	0	0	0	0	0	0	0	0	0	0	
Washington	0	0.00%	0	0	0	0	0	0	0	0	0	0	0	0	0	0	0	0	0	0	0	0	0	0	0	0	0	0	
Wicomico	1	20.00%	0	0	1	0	0	0	0	0	0	0	0	0	0	0	0	0	0	0	0	0	0	0	0	0	0	0	
Worcester	0	0.00%	0	0	0	0	0	0	0	0	0	0	0	0	0	0	0	0	0	0	0	0	0	0	0	0	0	0	
Out-of-State	0	0.00%	0	0	0	0	0	0	0	0	0	0	0	0	0	0	0	0	0	0	0	0	0	0	0	0	0	0	
Unknown	0	0.00%	0	0	0	0	0	0	0	0	0	0	0	0	0	0	0	0	0	0	0	0	0	0	0	0	0	0	
Grand Total	5	100%	0	0	5	0	0	0	0	0	0	0	0	0	0	0	0	0	0	0	0	0	0	0	0	0	0	0	
% of children from jurisdiction			NA	NA	100.00%	0.00%	NA	NA	NA	NA	NA	NA	NA	NA	0.00%	NA	NA	NA	0.00%	NA	NA	NA	NA	NA	0.00%	NA	NA	NA	
% children Statewide in all			0.00%	0.00%	100.00%	0.00%	0.00%	0.00%	0.00%	0.00%	0.00%	0.00%	0.00%	0.00%	0.00%	0.00%	0.00%	0.00%	0.00%	0.00%	0.00%	0.00%	0.00%	0.00%	0.00%	0.00%	0.00%	0.00%	



**Non-Community, Detention**

Home Jurisdiction of Children	# children from jurisdiction in placement	% of children Statewide in placements from jurisdiction	Jurisdiction Where Children were Placed																									
			Allegany	Anne Arundel	Baltimore	Baltimore City	Calvert	Caroline	Carroll	Cecil	Charles	Dorchester	Frederick	Garrett	Harford	Howard	Kent	Montgomery	Prince George's	Queen Anne's	Somerset	St. Mary's	Talbot	Washington	Wicomico	Worcester	Out-of-State	Unknown
Allegany	4	3.92%	3	0	0	0	0	0	0	0	0	0	1	0	0	0	0	0	0	0	0	0	0	0	0	0	0	0
Anne Arundel	5	4.90%	1	0	0	0	0	0	0	0	0	1	2	0	0	1	0	0	0	0	0	0	0	0	0	0	0	0
Baltimore	7	6.86%	3	0	0	0	0	0	0	0	0	1	3	0	0	0	0	0	0	0	0	0	0	0	0	0	0	0
Baltimore City	15	14.71%	3	0	0	0	0	0	0	0	0	8	3	0	0	1	0	0	0	0	0	0	0	0	0	0	0	0
Calvert	2	1.96%	0	0	0	0	0	0	0	0	0	2	0	0	0	0	0	0	0	0	0	0	0	0	0	0	0	0
Caroline	0	0.00%	0	0	0	0	0	0	0	0	0	0	0	0	0	0	0	0	0	0	0	0	0	0	0	0	0	0
Carroll	3	2.94%	1	0	0	0	0	0	0	0	0	1	1	0	0	0	0	0	0	0	0	0	0	0	0	0	0	0
Cecil	2	1.96%	1	0	0	0	0	0	0	0	0	1	0	0	0	0	0	0	0	0	0	0	0	0	0	0	0	0
Charles	2	1.96%	0	0	0	0	0	0	0	0	0	0	1	0	0	1	0	0	0	0	0	0	0	0	0	0	0	0
Dorchester	0	0.00%	0	0	0	0	0	0	0	0	0	0	0	0	0	0	0	0	0	0	0	0	0	0	0	0	0	0
Frederick	4	3.92%	3	0	0	0	0	0	0	0	0	1	0	0	0	0	0	0	0	0	0	0	0	0	0	0	0	0
Garrett	0	0.00%	0	0	0	0	0	0	0	0	0	0	0	0	0	0	0	0	0	0	0	0	0	0	0	0	0	0
Harford	5	4.90%	4	0	0	0	0	0	0	0	0	0	1	0	0	0	0	0	0	0	0	0	0	0	0	0	0	0
Howard	1	0.98%	0	0	0	0	0	0	0	0	0	0	1	0	0	0	0	0	0	0	0	0	0	0	0	0	0	0
Kent	0	0.00%	0	0	0	0	0	0	0	0	0	0	0	0	0	0	0	0	0	0	0	0	0	0	0	0	0	0
Montgomery	19	18.63%	10	0	0	0	0	0	0	0	0	3	3	0	0	3	0	0	0	0	0	0	0	0	0	0	0	0
Prince George's	19	18.63%	6	0	0	0	0	0	0	0	0	7	3	0	0	3	0	0	0	0	0	0	0	0	0	0	0	0
Queen Anne's	0	0.00%	0	0	0	0	0	0	0	0	0	0	0	0	0	0	0	0	0	0	0	0	0	0	0	0	0	0
Somerset	1	0.98%	0	0	0	0	0	0	0	0	0	1	0	0	0	0	0	0	0	0	0	0	0	0	0	0	0	0
St. Mary's	2	1.96%	1	0	0	0	0	0	0	0	0	0	1	0	0	0	0	0	0	0	0	0	0	0	0	0	0	0
Talbot	0	0.00%	0	0	0	0	0	0	0	0	0	0	0	0	0	0	0	0	0	0	0	0	0	0	0	0	0	0
Washington	4	3.92%	4	0	0	0	0	0	0	0	0	0	0	0	0	0	0	0	0	0	0	0	0	0	0	0	0	0
Wicomico	5	4.90%	2	0	0	0	0	0	0	0	0	3	0	0	0	0	0	0	0	0	0	0	0	0	0	0	0	0
Worcester	0	0.00%	0	0	0	0	0	0	0	0	0	0	0	0	0	0	0	0	0	0	0	0	0	0	0	0	0	0
Out-of-State	2	1.96%	0	0	0	0	0	0	0	0	0	1	1	0	0	0	0	0	0	0	0	0	0	0	0	0	0	0
Unknown	0	0.00%	0	0	0	0	0	0	0	0	0	0	0	0	0	0	0	0	0	0	0	0	0	0	0	0	0	0
Grand Total	102	100%	42	0	0	0	0	0	0	0	0	28	23	0	0	9	0	0	0	0	0	0	0	0	0	0	0	0
% of children from jurisdiction			75.00%	0.00%	0.00%	0.00%	0.00%	NA	0.00%	0.00%	0.00%	NA	25.00%	NA	0.00%	0.00%	NA	0.00%	0.00%	NA	0.00%	0.00%	NA	0.00%	0.00%	NA	0.00%	NA
% children Statewide in all			41.18%	0.00%	0.00%	0.00%	0.00%	0.00%	0.00%	0.00%	0.00%	27.45%	22.55%	0.00%	0.00%	8.82%	0.00%	0.00%	0.00%	0.00%	0.00%	0.00%	0.00%	0.00%	0.00%	0.00%	0.00%	0.00%

**Secure Juvenile Commitment (Formerly Non-Secure/Non-Residential Treatment Center)**

Home Jurisdiction of Children	Jurisdiction Where Children were Placed																												
	# children from jurisdiction in placement	% of children Statewide in placements from jurisdiction	Allegany	Anne Arundel	Baltimore	Baltimore City	Calvert	Caroline	Carroll	Cecil	Charles	Dorchester	Frederick	Garrett	Harford	Howard	Kent	Montgomery	Prince George's	Queen Anne's	Somerset	St. Mary's	Talbot	Washington	Wicomico	Worcester	Out-of-State	Unknown	
Allegany	0	0.00%	0	0	0	0	0	0	0	0	0	0	0	0	0	0	0	0	0	0	0	0	0	0	0	0	0	0	0
Anne Arundel	1	9.09%	0	0	0	0	0	0	0	0	0	0	0	0	0	0	0	0	0	0	0	0	0	0	0	0	0	1	0
Baltimore	1	9.09%	0	0	0	0	0	0	0	0	0	0	0	0	0	0	0	0	0	0	0	0	0	0	0	0	0	1	0
Baltimore City	0	0.00%	0	0	0	0	0	0	0	0	0	0	0	0	0	0	0	0	0	0	0	0	0	0	0	0	0	0	0
Calvert	0	0.00%	0	0	0	0	0	0	0	0	0	0	0	0	0	0	0	0	0	0	0	0	0	0	0	0	0	0	0
Caroline	0	0.00%	0	0	0	0	0	0	0	0	0	0	0	0	0	0	0	0	0	0	0	0	0	0	0	0	0	0	0
Carroll	0	0.00%	0	0	0	0	0	0	0	0	0	0	0	0	0	0	0	0	0	0	0	0	0	0	0	0	0	0	0
Cecil	0	0.00%	0	0	0	0	0	0	0	0	0	0	0	0	0	0	0	0	0	0	0	0	0	0	0	0	0	0	0
Charles	0	0.00%	0	0	0	0	0	0	0	0	0	0	0	0	0	0	0	0	0	0	0	0	0	0	0	0	0	0	0
Dorchester	0	0.00%	0	0	0	0	0	0	0	0	0	0	0	0	0	0	0	0	0	0	0	0	0	0	0	0	0	0	0
Frederick	1	9.09%	0	0	0	0	0	0	0	0	0	0	0	0	0	0	0	0	0	0	0	0	0	0	0	0	0	1	0
Garrett	0	0.00%	0	0	0	0	0	0	0	0	0	0	0	0	0	0	0	0	0	0	0	0	0	0	0	0	0	0	0
Harford	0	0.00%	0	0	0	0	0	0	0	0	0	0	0	0	0	0	0	0	0	0	0	0	0	0	0	0	0	0	0
Howard	0	0.00%	0	0	0	0	0	0	0	0	0	0	0	0	0	0	0	0	0	0	0	0	0	0	0	0	0	0	0
Kent	0	0.00%	0	0	0	0	0	0	0	0	0	0	0	0	0	0	0	0	0	0	0	0	0	0	0	0	0	0	0
Montgomery	3	27.27%	0	0	0	0	0	0	0	0	0	0	0	0	0	0	0	0	0	0	0	0	0	0	0	0	0	3	0
Prince George's	2	18.18%	0	0	0	0	0	0	0	0	0	0	0	0	0	0	0	0	0	0	0	0	0	0	0	0	0	2	0
Queen Anne's	0	0.00%	0	0	0	0	0	0	0	0	0	0	0	0	0	0	0	0	0	0	0	0	0	0	0	0	0	0	0
Somerset	0	0.00%	0	0	0	0	0	0	0	0	0	0	0	0	0	0	0	0	0	0	0	0	0	0	0	0	0	0	0
St. Mary's	0	0.00%	0	0	0	0	0	0	0	0	0	0	0	0	0	0	0	0	0	0	0	0	0	0	0	0	0	0	0
Talbot	0	0.00%	0	0	0	0	0	0	0	0	0	0	0	0	0	0	0	0	0	0	0	0	0	0	0	0	0	0	0
Washington	0	0.00%	0	0	0	0	0	0	0	0	0	0	0	0	0	0	0	0	0	0	0	0	0	0	0	0	0	0	0
Wicomico	1	9.09%	0	0	0	0	0	0	0	0	0	0	0	0	0	0	0	0	0	0	0	0	0	0	0	0	0	1	0
Worcester	0	0.00%	0	0	0	0	0	0	0	0	0	0	0	0	0	0	0	0	0	0	0	0	0	0	0	0	0	0	0
Out-of-State	2	18.18%	0	0	0	0	0	0	0	0	0	0	0	0	0	0	0	0	0	0	0	0	0	0	0	0	0	2	0
Unknown	0	0.00%	0	0	0	0	0	0	0	0	0	0	0	0	0	0	0	0	0	0	0	0	0	0	0	0	0	0	0
Grand Total	11	100%	0	0	0	0	0	0	0	0	0	0	0	0	0	0	0	0	0	0	0	0	0	0	0	0	0	11	0
% of children from jurisdiction			0.0%	0.0%	0.0%	0.0%	0.0%	0.0%	0.0%	0.0%	0.0%	0.0%	0.0%	0.0%	0.0%	0.0%	0.0%	0.0%	0.0%	0.0%	0.0%	0.0%	0.0%	0.0%	0.0%	0.0%	0.0%	100%	0.0%
% children Statewide in all			0.0%	0.0%	0.0%	0.0%	0.0%	0.0%	0.0%	0.0%	0.0%	0.0%	0.0%	0.0%	0.0%	0.0%	0.0%	0.0%	0.0%	0.0%	0.0%	0.0%	0.0%	0.0%	0.0%	0.0%	0.0%	100%	0.0%

**Non-Community, Residential Education**

		Jurisdiction Where Children were Placed																										
Home Jurisdiction of Children	# children from jurisdiction in placement	% of children Statewide in placements from jurisdiction	Allegany	Anne Arundel	Baltimore	Baltimore City	Calvert	Caroline	Carroll	Cecil	Charles	Dorchester	Frederick	Garrett	Harford	Howard	Kent	Montgomery	Prince George's	Queen Anne's	Somerset	St. Mary's	Talbot	Washington	Wicomico	Worcester	Out-of-State	Unknown
Allegany	0	0%	0	0	0	0	0	0	0	0	0	0	0	0	0	0	0	0	0	0	0	0	0	0	0	0	0	0
Anne Arundel	0	0%	0	0	0	0	0	0	0	0	0	0	0	0	0	0	0	0	0	0	0	0	0	0	0	0	0	0
Baltimore	5	11%	0	0	0	0	0	2	0	0	0	0	0	0	0	2	0	0	0	0	0	0	0	0	0	0	1	0
Baltimore City	4	9%	0	0	0	0	0	1	0	1	0	0	0	0	0	0	0	0	0	0	0	0	0	0	0	0	2	0
Calvert	1	2%	0	0	0	0	0	0	0	0	0	0	0	0	0	0	0	0	0	0	0	0	0	0	0	0	1	0
Caroline	1	2%	0	0	0	0	0	1	0	0	0	0	0	0	0	0	0	0	0	0	0	0	0	0	0	0	0	0
Carroll	0	0%	0	0	0	0	0	0	0	0	0	0	0	0	0	0	0	0	0	0	0	0	0	0	0	0	0	0
Cecil	1	2%	0	0	0	0	0	1	0	0	0	0	0	0	0	0	0	0	0	0	0	0	0	0	0	0	0	0
Charles	0	0%	0	0	0	0	0	0	0	0	0	0	0	0	0	0	0	0	0	0	0	0	0	0	0	0	0	0
Dorchester	0	0%	0	0	0	0	0	0	0	0	0	0	0	0	0	0	0	0	0	0	0	0	0	0	0	0	0	0
Frederick	9	20%	0	0	0	0	0	1	0	0	0	0	0	0	0	4	0	1	0	0	0	0	0	0	0	0	3	0
Garrett	0	0%	0	0	0	0	0	0	0	0	0	0	0	0	0	0	0	0	0	0	0	0	0	0	0	0	0	0
Harford	1	2%	0	0	0	0	0	1	0	0	0	0	0	0	0	0	0	0	0	0	0	0	0	0	0	0	0	0
Howard	1	2%	0	0	0	0	0	0	0	1	0	0	0	0	0	0	0	0	0	0	0	0	0	0	0	0	0	0
Kent	1	2%	0	0	0	0	0	1	0	0	0	0	0	0	0	0	0	0	0	0	0	0	0	0	0	0	0	0
Montgomery	16	36%	0	0	0	0	0	6	0	2	0	0	0	0	0	0	0	5	0	0	0	0	0	0	0	0	3	0
Prince George's	3	7%	0	0	0	0	0	1	0	1	0	0	0	0	0	0	0	1	0	0	0	0	0	0	0	0	0	0
Queen Anne's	0	0%	0	0	0	0	0	0	0	0	0	0	0	0	0	0	0	0	0	0	0	0	0	0	0	0	0	0
Somerset	0	0%	0	0	0	0	0	0	0	0	0	0	0	0	0	0	0	0	0	0	0	0	0	0	0	0	0	0
St. Mary's	0	0%	0	0	0	0	0	0	0	0	0	0	0	0	0	0	0	0	0	0	0	0	0	0	0	0	0	0
Talbot	0	0%	0	0	0	0	0	0	0	0	0	0	0	0	0	0	0	0	0	0	0	0	0	0	0	0	0	0
Washington	0	0%	0	0	0	0	0	0	0	0	0	0	0	0	0	0	0	0	0	0	0	0	0	0	0	0	0	0
Wicomico	1	2%	0	0	1	0	0	0	0	0	0	0	0	0	0	0	0	0	0	0	0	0	0	0	0	0	0	0
Worcester	0	0%	0	0	0	0	0	0	0	0	0	0	0	0	0	0	0	0	0	0	0	0	0	0	0	0	0	0
Out-of-State	0	0%	0	0	0	0	0	0	0	0	0	0	0	0	0	0	0	0	0	0	0	0	0	0	0	0	0	0
Unknown	0	0%	0	0	0	0	0	0	0	0	0	0	0	0	0	0	0	0	0	0	0	0	0	0	0	0	0	0
Grand Total	44	100%	0	0	1	0	0	15	0	5	0	0	0	0	0	6	0	7	0	0	0	0	0	0	0	0	10	0
% of children from jurisdiction			0%	0%	0%	0%	0%	100%	0%	0%	0%	0%	0%	0%	0%	0%	0%	0%	31%	0%	0%	0%	0%	0%	0%	0%	0%	0%
% children Statewide in all			0%	0%	2%	0%	0%	34%	0%	11%	0%	0%	0%	0%	0%	14%	0%	16%	0%	0%	0%	0%	0%	0%	0%	0%	23%	0%

**Non-Community, Residential Treatment Center**

Home Jurisdiction of Children	# children from jurisdiction in placement	% of children Statewide in placements from jurisdiction	Jurisdiction Where Children were Placed																									
			Allegany	Anne Arundel	Baltimore	Baltimore City	Calvert	Caroline	Carroll	Cecil	Charles	Dorchester	Frederick	Garrett	Harford	Howard	Kent	Montgomery	Prince George's	Queen Anne's	Somerset	St. Mary's	Talbot	Washington	Wicomico	Worcester	Out-of-State	Unknown
Allegany	6	1.08%	0	0	2	4	0	0	0	0	0	0	0	0	0	0	0	0	0	0	0	0	0	0	0	0	0	0
Anne Arundel	33	5.91%	0	0	8	23	0	0	0	0	0	1	0	0	0	0	0	0	0	0	0	0	0	0	0	0	1	0
Baltimore	95	17.03%	0	0	39	45	0	0	0	0	0	6	0	0	0	0	2	0	0	0	0	0	0	0	0	2	1	0
Baltimore City	70	12.54%	0	0	36	26	0	0	0	0	0	1	0	0	0	0	3	0	0	0	0	0	0	0	0	4	0	0
Calvert	14	2.51%	0	0	3	9	0	0	0	0	0	2	0	0	0	0	0	0	0	0	0	0	0	0	0	0	0	0
Caroline	5	0.90%	0	0	1	3	0	0	0	0	0	1	0	0	0	0	0	0	0	0	0	0	0	0	0	0	0	0
Carroll	16	2.87%	0	0	5	9	0	0	0	0	0	2	0	0	0	0	0	0	0	0	0	0	0	0	0	0	0	0
Cecil	15	2.69%	0	0	4	9	0	0	0	0	0	0	0	0	0	2	0	0	0	0	0	0	0	0	0	0	0	0
Charles	21	3.76%	0	0	8	9	0	0	0	0	0	1	0	0	0	0	3	0	0	0	0	0	0	0	0	0	0	0
Dorchester	11	1.97%	0	0	6	4	0	0	0	0	0	1	0	0	0	0	0	0	0	0	0	0	0	0	0	0	0	0
Frederick	35	6.27%	0	0	5	8	0	0	0	0	0	16	0	0	0	0	5	0	0	0	0	0	0	0	0	1	0	0
Garrett	0	0.00%	0	0	0	0	0	0	0	0	0	0	0	0	0	0	0	0	0	0	0	0	0	0	0	0	0	0
Harford	26	4.66%	0	0	10	13	0	0	0	0	0	3	0	0	0	0	0	0	0	0	0	0	0	0	0	0	0	0
Howard	15	2.69%	0	0	3	11	0	0	0	0	0	1	0	0	0	0	0	0	0	0	0	0	0	0	0	0	0	0
Kent	2	0.36%	0	0	0	0	0	0	0	0	0	2	0	0	0	0	0	0	0	0	0	0	0	0	0	0	0	0
Montgomery	75	13.44%	0	0	21	15	0	0	0	0	0	10	0	0	0	0	28	0	0	0	0	0	0	0	0	1	0	0
Prince George's	48	8.60%	0	0	19	22	0	0	0	0	0	5	0	0	0	0	2	0	0	0	0	0	0	0	0	0	0	0
Queen Anne's	1	0.18%	0	0	0	0	0	0	0	0	0	1	0	0	0	0	0	0	0	0	0	0	0	0	0	0	0	0
Somerset	3	0.54%	0	0	1	2	0	0	0	0	0	0	0	0	0	0	0	0	0	0	0	0	0	0	0	0	0	0
St. Mary's	21	3.76%	0	0	5	12	0	0	0	0	0	2	0	0	0	0	2	0	0	0	0	0	0	0	0	0	0	0
Talbot	2	0.36%	0	0	0	2	0	0	0	0	0	0	0	0	0	0	0	0	0	0	0	0	0	0	0	0	0	0
Washington	21	3.76%	0	0	1	4	0	0	0	0	0	8	0	0	0	0	3	0	0	0	0	0	0	4	0	0	0	1
Wicomico	11	1.97%	0	0	7	4	0	0	0	0	0	0	0	0	0	0	0	0	0	0	0	0	0	0	0	0	0	0
Worcester	4	0.72%	0	0	2	2	0	0	0	0	0	0	0	0	0	0	0	0	0	0	0	0	0	0	0	0	0	0
Out-of-State	8	1.43%	0	0	4	2	0	0	0	0	0	0	0	1	0	0	1	0	0	0	0	0	0	0	0	0	0	0
Unknown	0	0.00%	0	0	0	0	0	0	0	0	0	0	0	0	0	0	0	0	0	0	0	0	0	0	0	0	0	0
Grand Total	558	100%	0	0	190	238	0	0	0	0	0	63	0	1	0	0	51	0	0	0	0	0	4	0	0	9	2	0
% of children from jurisdiction			0.00%	0.00%	41.05%	37.14%	0.00%	0.00%	0.00%	0.00%	0.00%	45.71%	NA	0.00%	0.00%	0.00%	37.33%	0.00%	0.00%	0.00%	0.00%	0.00%	19.05%	0.00%	0.00%	0.00%	0.00%	NA
% children Statewide in all			0.00%	0.00%	34.05%	42.65%	0.00%	0.00%	0.00%	0.00%	0.00%	11.29%	0.00%	0.18%	0.00%	0.00%	9.14%	0.00%	0.00%	0.00%	0.00%	0.00%	0.72%	0.00%	0.00%	1.61%	0.36%	

**Non-Community, Substance Use and Addiction Programs\***

		Jurisdiction Where Children were Placed																										
Home Jurisdiction of Children	# children from jurisdiction in placement	% of children Statewide in placements from jurisdiction	Allegany	Anne Arundel	Baltimore	Baltimore City	Calvert	Caroline	Carroll	Cecil	Charles	Dorchester	Frederick	Garrett	Harford	Howard	Kent	Montgomery	Prince George's	Queen Anne's	Somerset	St. Mary's	Talbot	Washington	Wicomico	Worcester	Out-of-State	Unknown
Allegany	1	0.56%	0	0	0	0	0	0	0	0	0	0	0	1	0	0	0	0	0	0	0	0	0	0	0	0	0	0
Anne Arundel	21	11.86%	0	1	0	2	0	0	3	0	0	6	1	3	0	0	0	0	0	0	0	0	0	0	0	0	0	0
Baltimore	20	11.30%	0	0	0	9	0	0	4	0	0	2	2	0	0	0	0	0	0	0	0	0	0	0	0	0	3	0
Baltimore City	40	22.60%	0	0	0	7	0	0	11	0	0	3	0	5	0	0	0	0	1	0	0	0	0	0	0	0	13	0
Calvert	2	1.13%	1	0	0	0	0	0	0	0	0	0	0	1	0	0	0	0	0	0	0	0	0	0	0	0	0	0
Caroline	2	1.13%	0	0	0	0	0	1	0	0	0	0	0	1	0	0	0	0	0	0	0	0	0	0	0	0	0	0
Carroll	4	2.26%	0	0	0	0	0	0	1	0	0	1	1	1	0	0	0	0	0	0	0	0	0	0	0	0	0	0
Cecil	3	1.69%	0	0	0	1	0	0	1	0	0	0	1	0	0	0	0	0	0	0	0	0	0	0	0	0	0	0
Charles	7	3.95%	0	0	0	0	0	0	3	0	0	2	0	1	0	0	0	0	0	0	0	0	0	0	0	0	1	0
Dorchester	1	0.56%	1	0	0	0	0	0	0	0	0	0	0	0	0	0	0	0	0	0	0	0	0	0	0	0	0	0
Frederick	7	3.95%	0	0	0	1	0	0	0	0	0	0	4	1	0	0	0	0	0	0	0	0	0	0	0	0	1	0
Garrett	0	0.00%	0	0	0	0	0	0	0	0	0	0	0	0	0	0	0	0	0	0	0	0	0	0	0	0	0	0
Harford	3	1.69%	0	0	0	0	0	0	1	0	0	0	1	1	0	0	0	0	0	0	0	0	0	0	0	0	0	0
Howard	6	3.39%	0	0	0	1	0	0	2	0	0	1	0	1	0	0	0	0	0	0	0	0	0	0	0	0	1	0
Kent	2	1.13%	0	0	0	0	0	0	0	0	0	0	0	0	0	0	2	0	0	0	0	0	0	0	0	0	0	0
Montgomery	20	11.30%	1	0	0	0	0	0	4	0	0	0	0	6	0	0	0	9	0	0	0	0	0	0	0	0	0	0
Prince George's	10	5.65%	0	0	0	1	0	0	6	0	0	0	0	1	0	0	0	1	0	0	0	0	0	0	0	0	1	0
Queen Anne's	2	1.13%	0	0	0	0	0	0	2	0	0	0	0	0	0	0	0	0	0	0	0	0	0	0	0	0	0	0
Somerset	2	1.13%	1	0	0	0	0	0	0	0	0	1	0	0	0	0	0	0	0	0	0	0	0	0	0	0	0	0
St. Mary's	4	2.26%	1	0	0	1	0	0	1	0	0	0	0	1	0	0	0	0	0	0	0	0	0	0	0	0	0	0
Talbot	1	0.56%	0	0	0	0	0	0	0	0	0	0	0	1	0	0	0	0	0	0	0	0	0	0	0	0	0	0
Washington	8	4.52%	2	0	0	0	0	0	2	0	0	1	1	1	0	0	0	0	0	0	0	0	0	0	0	0	1	0
Wicomico	9	5.08%	3	0	0	0	0	0	1	0	0	2	1	2	0	0	0	0	0	0	0	0	0	0	0	0	0	0
Worcester	1	0.56%	1	0	0	0	0	0	0	0	0	0	0	0	0	0	0	0	0	0	0	0	0	0	0	0	0	0
Out-of-State	1	0.56%	0	0	0	0	0	0	0	0	0	0	0	0	0	0	0	0	0	0	0	0	0	0	0	0	1	0
Unknown	0	0.00%	0	0	0	0	0	0	0	0	0	0	0	0	0	0	0	0	0	0	0	0	0	0	0	0	0	0
Grand Total	177	100%	11	1	0	23	0	1	42	0	0	19	12	28	0	0	2	10	1	0	0	0	0	0	0	0	27	0
% of children from jurisdiction			0.00%	4.76%	0.00%	17.50%	0.00%	50.00%	25.00%	0.00%	0.00%	0.00%	57.14%	NA	0.00%	0.00%	100.00%	45.00%	0.00%	0.00%	0.00%	0.00%	0.00%	0.00%	0.00%	0.00%	100.00%	NA
% children Statewide in all			6.21%	0.56%	0.00%	12.99%	0.00%	0.56%	23.73%	0.00%	0.00%	10.73%	6.78%	15.82%	0.00%	0.00%	1.13%	5.65%	0.56%	0.00%	0.00%	0.00%	0.00%	0.00%	0.00%	15.25%	0.00%	

Psychiatric Hospitalization

Home Jurisdiction of Children	# children from jurisdiction in placement	% of children Statewide in placements from jurisdiction	Jurisdiction Where Children were Placed																										
			Allegany	Anne Arundel	Baltimore	Baltimore City	Calvert	Caroline	Carroll	Cecil	Charles	Dorchester	Frederick	Garrett	Harford	Howard	Kent	Montgomery	Prince George's	Queen Anne's	Somerset	St. Mary's	Talbot	Washington	Wicomico	Worcester	Out-of-State	Unknown	
Allegany	1	2.50%	0	0	0	0	0	0	0	0	0	0	0	0	0	0	0	0	0	0	0	0	0	0	0	0	1	0	
Anne Arundel	2	5.00%	0	0	2	0	0	0	0	0	0	0	0	0	0	0	0	0	0	0	0	0	0	0	0	0	0	0	0
Baltimore	4	10.00%	0	0	1	1	0	0	0	0	0	0	0	0	1	0	0	0	0	0	0	0	0	0	0	0	1	0	
Baltimore City	17	42.50%	0	0	6	4	0	0	1	0	0	0	0	0	3	0	0	0	0	0	0	0	1	0	0	0	0	2	
Calvert	0	0.00%	0	0	0	0	0	0	0	0	0	0	0	0	0	0	0	0	0	0	0	0	0	0	0	0	0	0	
Caroline	0	0.00%	0	0	0	0	0	0	0	0	0	0	0	0	0	0	0	0	0	0	0	0	0	0	0	0	0	0	
Carroll	1	2.50%	0	0	1	0	0	0	0	0	0	0	0	0	0	0	0	0	0	0	0	0	0	0	0	0	0	0	
Cecil	2	5.00%	0	0	0	0	0	0	0	0	0	0	0	0	0	0	0	0	0	0	0	0	0	0	0	0	2	0	
Charles	1	2.50%	0	0	0	0	0	0	0	0	0	0	0	0	0	0	0	0	0	0	0	0	0	0	0	0	0	1	
Dorchester	0	0.00%	0	0	0	0	0	0	0	0	0	0	0	0	0	0	0	0	0	0	0	0	0	0	0	0	0	0	
Frederick	1	2.50%	0	0	0	1	0	0	0	0	0	0	0	0	0	0	0	0	0	0	0	0	0	0	0	0	0	0	
Garrett	0	0.00%	0	0	0	0	0	0	0	0	0	0	0	0	0	0	0	0	0	0	0	0	0	0	0	0	0	0	
Harford	0	0.00%	0	0	0	0	0	0	0	0	0	0	0	0	0	0	0	0	0	0	0	0	0	0	0	0	0	0	
Howard	0	0.00%	0	0	0	0	0	0	0	0	0	0	0	0	0	0	0	0	0	0	0	0	0	0	0	0	0	0	
Kent	0	0.00%	0	0	0	0	0	0	0	0	0	0	0	0	0	0	0	0	0	0	0	0	0	0	0	0	0	0	
Montgomery	6	15.00%	0	0	2	1	0	0	0	0	0	0	0	0	0	0	2	0	0	0	0	0	0	0	0	0	1	0	
Prince George's	4	10.00%	0	0	2	0	0	0	0	0	0	0	0	0	0	0	0	1	0	0	0	0	0	0	0	0	1	0	
Queen Anne's	0	0.00%	0	0	0	0	0	0	0	0	0	0	0	0	0	0	0	0	0	0	0	0	0	0	0	0	0	0	
Somerset	0	0.00%	0	0	0	0	0	0	0	0	0	0	0	0	0	0	0	0	0	0	0	0	0	0	0	0	0	0	
St. Mary's	0	0.00%	0	0	0	0	0	0	0	0	0	0	0	0	0	0	0	0	0	0	0	0	0	0	0	0	0	0	
Talbot	0	0.00%	0	0	0	0	0	0	0	0	0	0	0	0	0	0	0	0	0	0	0	0	0	0	0	0	0	0	
Washington	0	0.00%	0	0	0	0	0	0	0	0	0	0	0	0	0	0	0	0	0	0	0	0	0	0	0	0	0	0	
Wicomico	0	0.00%	0	0	0	0	0	0	0	0	0	0	0	0	0	0	0	0	0	0	0	0	0	0	0	0	0	0	
Worcester	1	2.50%	0	0	1	0	0	0	0	0	0	0	0	0	0	0	0	0	0	0	0	0	0	0	0	0	0	0	
Out-of-State	0	0.00%	0	0	0	0	0	0	0	0	0	0	0	0	0	0	0	0	0	0	0	0	0	0	0	0	0	0	
Unknown	0	0.00%	0	0	0	0	0	0	0	0	0	0	0	0	0	0	0	0	0	0	0	0	0	0	0	0	0	0	
Grand Total	40	100%	0	0	15	7	0	0	1	0	0	0	0	0	4	0	2	1	0	0	0	0	1	0	0	6	3		
% of children from jurisdiction			0.00%	0.00%	25.00%	23.53%	NA	NA	0.00%	0.00%	0.00%	NA	0.00%	NA	NA	NA	33.33%	25.00%	NA	NA	NA	NA	NA	NA	NA	0.00%	NA	NA	
% children Statewide in all			0.00%	0.00%	37.50%	17.50%	0.00%	0.00%	2.50%	0.00%	0.00%	0.00%	0.00%	0.00%	10.00%	0.00%	5.00%	2.50%	0.00%	0.00%	0.00%	0.00%	2.50%	0.00%	0.00%	15.00%	7.50%		

Hospitalization, General

		Jurisdiction Where Children were Placed																										
Home Jurisdiction of Children	# children from jurisdiction in placement	% of children Statewide in placements from jurisdiction	Allegany	Anne Arundel	Baltimore	Baltimore City	Calvert	Caroline	Carroll	Cecil	Charles	Dorchester	Frederick	Garrett	Harford	Howard	Kent	Montgomery	Prince George's	Queen Anne's	Somerset	St. Mary's	Talbot	Washington	Wicomico	Worcester	Out-of-State	Unknown
Allegany	0	0.00%	0	0	0	0	0	0	0	0	0	0	0	0	0	0	0	0	0	0	0	0	0	0	0	0	0	0
Anne Arundel	0	0.00%	0	0	0	0	0	0	0	0	0	0	0	0	0	0	0	0	0	0	0	0	0	0	0	0	0	0
Baltimore	2	8.00%	0	0	0	2	0	0	0	0	0	0	0	0	0	0	0	0	0	0	0	0	0	0	0	0	0	0
Baltimore City	9	36.00%	0	0	1	7	0	0	0	0	0	0	0	0	0	0	0	0	0	0	0	0	0	0	0	0	1	0
Calvert	1	4.00%	0	0	0	1	0	0	0	0	0	0	0	0	0	0	0	0	0	0	0	0	0	0	0	0	0	0
Caroline	0	0.00%	0	0	0	0	0	0	0	0	0	0	0	0	0	0	0	0	0	0	0	0	0	0	0	0	0	0
Carroll	1	4.00%	0	0	0	1	0	0	0	0	0	0	0	0	0	0	0	0	0	0	0	0	0	0	0	0	0	0
Cecil	1	4.00%	0	0	0	1	0	0	0	0	0	0	0	0	0	0	0	0	0	0	0	0	0	0	0	0	0	0
Charles	0	0.00%	0	0	0	0	0	0	0	0	0	0	0	0	0	0	0	0	0	0	0	0	0	0	0	0	0	0
Dorchester	0	0.00%	0	0	0	0	0	0	0	0	0	0	0	0	0	0	0	0	0	0	0	0	0	0	0	0	0	0
Frederick	2	8.00%	0	0	0	1	0	0	0	0	0	0	1	0	0	0	0	0	0	0	0	0	0	0	0	0	0	0
Garrett	0	0.00%	0	0	0	0	0	0	0	0	0	0	0	0	0	0	0	0	0	0	0	0	0	0	0	0	0	0
Harford	1	4.00%	0	0	0	1	0	0	0	0	0	0	0	0	0	0	0	0	0	0	0	0	0	0	0	0	0	0
Howard	0	0.00%	0	0	0	0	0	0	0	0	0	0	0	0	0	0	0	0	0	0	0	0	0	0	0	0	0	0
Kent	0	0.00%	0	0	0	0	0	0	0	0	0	0	0	0	0	0	0	0	0	0	0	0	0	0	0	0	0	0
Montgomery	2	8.00%	0	0	0	0	0	0	0	0	0	0	0	0	0	0	0	0	0	0	0	0	0	0	0	0	1	1
Prince George's	5	20.00%	0	0	0	0	0	0	0	0	0	0	0	0	0	0	0	0	1	0	0	0	0	0	0	0	3	1
Queen Anne's	0	0.00%	0	0	0	0	0	0	0	0	0	0	0	0	0	0	0	0	0	0	0	0	0	0	0	0	0	0
Somerset	0	0.00%	0	0	0	0	0	0	0	0	0	0	0	0	0	0	0	0	0	0	0	0	0	0	0	0	0	0
St. Mary's	0	0.00%	0	0	0	0	0	0	0	0	0	0	0	0	0	0	0	0	0	0	0	0	0	0	0	0	0	0
Talbot	0	0.00%	0	0	0	0	0	0	0	0	0	0	0	0	0	0	0	0	0	0	0	0	0	0	0	0	0	0
Washington	1	4.00%	0	0	0	1	0	0	0	0	0	0	0	0	0	0	0	0	0	0	0	0	0	0	0	0	0	0
Wicomico	0	0.00%	0	0	0	0	0	0	0	0	0	0	0	0	0	0	0	0	0	0	0	0	0	0	0	0	0	0
Worcester	0	0.00%	0	0	0	0	0	0	0	0	0	0	0	0	0	0	0	0	0	0	0	0	0	0	0	0	0	0
Out-of-State	0	0.00%	0	0	0	0	0	0	0	0	0	0	0	0	0	0	0	0	0	0	0	0	0	0	0	0	0	0
Unknown	0	0.00%	0	0	0	0	0	0	0	0	0	0	0	0	0	0	0	0	0	0	0	0	0	0	0	0	0	0
Grand Total	25	100%	0	0	1	15	0	0	0	0	0	0	1	0	0	0	0	0	1	0	0	0	0	0	0	0	5	2
% of children from jurisdiction			NA	NA	0.00%	77.78%	0.00%	NA	0.00%	0.00%	NA	NA	50.00%	NA	0.00%	NA	NA	0.00%	20.00%	NA	NA	NA	NA	0.00%	NA	NA	NA	NA
% children Statewide in all			0.00%	0.00%	4.00%	60.00%	0.00%	0.00%	0.00%	0.00%	0.00%	0.00%	4.00%	0.00%	0.00%	0.00%	0.00%	0.00%	4.00%	0.00%	0.00%	0.00%	0.00%	0.00%	0.00%	0.00%	20.00%	8.00%

Unknown

		Jurisdiction Where Children were Placed																										
Home Jurisdiction of Children	# children from jurisdiction in placement	% of children Statewide in placements from jurisdiction	Allegany	Anne Arundel	Baltimore	Baltimore City	Calvert	Caroline	Carroll	Cecil	Charles	Dorchester	Frederick	Garrett	Harford	Howard	Kent	Montgomery	Prince George's	Queen Anne's	Somerset	St. Mary's	Talbot	Washington	Wicomico	Worcester	Out-of-State	Unknown
Allegany	0	0.00%	0	0	0	0	0	0	0	0	0	0	0	0	0	0	0	0	0	0	0	0	0	0	0	0	0	0
Anne Arundel	1	1.06%	0	1	0	0	0	0	0	0	0	0	0	0	0	0	0	0	0	0	0	0	0	0	0	0	0	0
Baltimore	7	7.45%	0	0	0	0	0	0	0	1	0	0	0	0	0	0	0	0	0	0	0	0	0	0	0	0	0	6
Baltimore City	54	57.45%	0	2	1	8	0	0	0	0	0	0	0	0	1	0	0	0	0	0	0	0	0	0	0	0	0	42
Calvert	0	0.00%	0	0	0	0	0	0	0	0	0	0	0	0	0	0	0	0	0	0	0	0	0	0	0	0	0	0
Caroline	0	0.00%	0	0	0	0	0	0	0	0	0	0	0	0	0	0	0	0	0	0	0	0	0	0	0	0	0	0
Carroll	1	1.06%	0	0	0	0	0	0	1	0	0	0	0	0	0	0	0	0	0	0	0	0	0	0	0	0	0	0
Cecil	0	0.00%	0	0	0	0	0	0	0	0	0	0	0	0	0	0	0	0	0	0	0	0	0	0	0	0	0	0
Charles	0	0.00%	0	0	0	0	0	0	0	0	0	0	0	0	0	0	0	0	0	0	0	0	0	0	0	0	0	0
Dorchester	1	1.06%	0	0	0	0	0	0	0	0	0	0	0	0	0	0	0	0	0	0	0	0	0	0	0	0	0	1
Frederick	1	1.06%	0	0	0	0	0	0	0	0	0	0	0	0	0	0	0	0	0	0	0	0	0	0	0	0	0	1
Garrett	0	0.00%	0	0	0	0	0	0	0	0	0	0	0	0	0	0	0	0	0	0	0	0	0	0	0	0	0	0
Harford	6	6.38%	0	1	0	0	0	0	0	0	0	0	0	0	2	0	0	0	0	0	0	0	0	0	0	0	0	3
Howard	1	1.06%	0	0	0	0	0	0	0	0	0	0	0	0	0	1	0	0	0	0	0	0	0	0	0	0	0	0
Kent	1	1.06%	0	0	0	0	0	0	0	0	0	0	0	0	0	0	0	0	0	0	0	0	0	0	0	0	0	1
Montgomery	7	7.45%	1	0	0	0	0	0	0	0	0	0	0	0	0	0	0	1	0	0	0	0	0	0	0	0	0	5
Prince George's	13	13.83%	0	0	1	0	0	0	0	0	0	0	0	0	0	0	0	0	2	0	0	0	0	0	0	0	0	10
Queen Anne's	0	0.00%	0	0	0	0	0	0	0	0	0	0	0	0	0	0	0	0	0	0	0	0	0	0	0	0	0	0
Somerset	0	0.00%	0	0	0	0	0	0	0	0	0	0	0	0	0	0	0	0	0	0	0	0	0	0	0	0	0	0
St. Mary's	1	1.06%	0	0	0	0	0	0	0	0	0	0	0	0	0	0	0	0	0	0	0	0	0	0	0	0	0	1
Talbot	0	0.00%	0	0	0	0	0	0	0	0	0	0	0	0	0	0	0	0	0	0	0	0	0	0	0	0	0	0
Washington	0	0.00%	0	0	0	0	0	0	0	0	0	0	0	0	0	0	0	0	0	0	0	0	0	0	0	0	0	0
Wicomico	0	0.00%	0	0	0	0	0	0	0	0	0	0	0	0	0	0	0	0	0	0	0	0	0	0	0	0	0	0
Worcester	0	0.00%	0	0	0	0	0	0	0	0	0	0	0	0	0	0	0	0	0	0	0	0	0	0	0	0	0	0
Out-of-State	0	0.00%	0	0	0	0	0	0	0	0	0	0	0	0	0	0	0	0	0	0	0	0	0	0	0	0	0	0
Unknown	0	0.00%	0	0	0	0	0	0	0	0	0	0	0	0	0	0	0	0	0	0	0	0	0	0	0	0	0	0
Grand Total	94	100%	1	4	2	8	0	0	1	1	0	0	0	0	3	1	0	1	2	0	0	0	0	0	0	0	0	70
% of children from jurisdiction			NA	100.00%	0.00%	14.81%	NA	NA	100.00%	NA	NA	0.00%	0.00%	NA	33.33%	100.00%	0.00%	14.29%	15.38%	NA	NA	0.00%	NA	NA	NA	NA	NA	NA
% children Statewide in all			1.06%	4.26%	2.13%	8.51%	0.00%	0.00%	1.06%	1.06%	0.00%	0.00%	0.00%	0.00%	3.19%	1.06%	0.00%	1.06%	2.13%	0.00%	0.00%	0.00%	0.00%	0.00%	0.00%	0.00%	0.00%	74.47%



## APPENDIX B: Capacity Utilization (on January 31, 2017)

Agency Provider ID	Category	Subcategory	Organization Name	Provider Name	License Num.	License Agency	License Type	Agency Cap.	License Cap.	Age From	Age To	Provider Address	City	Juris.	State	ZIP	No. of Plcmnts
5073846	Community-Based	RCCP	Bellefare Jewish Children's Bureau	Monarch Boarding Academy		OOS	RCC: Large Group Home		2	0	20	no data	Shaker Heights	DHS	OH	44118	0
5034840	Community-Based	RCCP	Carlton Palms	Carlton Palms		OOS	RCC: Large Group Home		1	0	21	no data	Mt Dora	DHS	FL	32757	1
5018910	Community-Based	RCCP	Cumberland Hospital	Cumberland Hospital Facility		OOS	RCC: Large Group Home		11	0	20	no data	New Kent	DHS	VA	23124	0
5080184	Community-Based	RCCP	Devereux Foundation	Devereux PA CIDD/DBD		OOS	RCC: Large Group Home		3	0	20	no data	West Chester	DHS	PA	19380	1
5018935	Community-Based	RCCP	Grafton School	Grafton Group Home		OOS	RCC: Large Group Home		10	0	20	no data	Winchester	DHS	VA	22604	1
5082943	Community-Based	RCCP	Liberty Point Behavioral Healthcare, LLC	Liberty Behavioral Healthcare		OOS	RCC: Large Group Home		1	13	20	no data	Staunton	DHS	VA	24401	1

Agency Provider ID	Category	Subcategory	Organization Name	Provider Name	License Num.	License Agency	License Type	Agency Cap.	License Cap.	Age From	Age To	Provider Address	City	Juris.	State	ZIP	No. of Plcmnts
5082817	Community-Based	RCCP	Nexus	Mille Lacs Academy		OOS	RCC: Large Group Home		1	10	17	no data	Onamia	DHS	MN	56359	1
5082773	Community-Based	RCCP	The Judge Rotenberg Educational Center, Inc.	Judge Rotenberg Center		OOS	RCC: Small Group Home		2	16	20	no data	Canton	DHS	MA	2021	1
5031585	Community-Based	RCCP	UHS of Laurel Heights	Laurel Heights Hospital		OOS	RCC: Medically Fragile		1	0	20	no data	Atlanta	DHS	GA	30306	1
5076835	Community-Based	RCCP	Youth For Tomorrow New Life Center,	Youth For Tomorrow-Chelsea House		OOS	RCC: Large Group Home		3	12	17	no data	Bristow	DHS	VA	20136	0
5022720	Community-Based	Residential Educational Facilities	Devereux Foundation	Devereux Georgia RTC		OOS	Residential Treatment Center		10	0	20	no data	Kennesaw	DHS	GA	30156	1
5083274	Community-Based	Alternative Living Units	Bay Shore Services, Inc.	Bay Shore Salisbury		DHS	no data	no data	4	no data	no data	no data	Salisbury	DHS	MD	21801	0
5019252	Community-Based	Alternative Living Units	Brotherhood and Sisterhood (BSI) International	Brotherhood and Sisterhood -- Ingalls DDA		DDA	Alternative Living Unit	3	29	14	18	no data	Hyattsville	DHS	MD	20784	2
5019253	Community-Based	Alternative Living Units	Brotherhood and Sisterhood (BSI) International	Brotherhood and Sisterhood -- Blairidge DDA		DDA	Alternative Living Unit	3	105	14	18	no data	Silver Spring	DHS	MD	20902	2
5057563	Community-Based	Alternative Living Units	CIS & H Inc.	CIS&H Inc. Barrs DDA		DDA	RCC: Small Group Home	no data	Unlimited	no data	no data	no data	Lanham	DHS	MD	20706	0

Agency Provider ID	Category	Subcategory	Organization Name	Provider Name	License Num.	License Agency	License Type	Agency Cap.	License Cap.	Age From	Age To	Provider Address	City	Juris.	State	ZIP	No. of Plcmnts
5083160	Community-Based	Alternative Living Units	Destiny Group Home	Destiny's Group Home		DDA	RCC: Small Group Home	2	no data	18	21	no data	Pikesville	DHS	MD	21208	0
5028221	Community-Based	Alternative Living Units	Second Family, Inc.	Second Family -- 14101 Lancaster Lane DDA		DDA	Alternative Living Unit	5	Unlimited	0	11	no data	Bowie	DHS	MD	20715	3
5036067	Community-Based	Alternative Living Units	Second Family, Inc.	Second Family - 15206 Old Chapel Road DDA		DDA	RCC: Small Group Home	no data	no data	no data	no data	no data	Bowie	DHS	MD	20715	0
5027261	Community-Based	Emergency Group Shelter Care	JS Social Services, Inc.	JS Social Services - Youthtown USA II - 12 Second		DHS	CPA: Treatment Foster Care	93	Unlimited	0	20	no data	Baltimore	DHS	MD	21225	90
5028076	Community-Based	Emergency Group Shelter Care	The Children's Home, Inc.	The Children's Home -- Diagnostic & Treatment		DHS	RCC: Large Group Home	16	Unlimited	13	19	no data	Baltimore	DHS	MD	21228	15
5025708	Community-Based	Independent Living Residential	Challengers Independent Living, Inc.	Challengers ILP -- 3 Cinnamon #1B		DHS	CPA: Independent Living	39	Unlimited	16	20	no data	Baltimore	DHS	MD	21133	26
5025709	Community-Based	Independent Living Residential	Challengers Independent Living, Inc.	Challengers ILP -- 7 Cinnamon #1C		DHS	CPA: Independent Living	39	Unlimited	16	20	no data	Baltimore	DHS	MD	21133	26
5025713	Community-Based	Independent Living Residential	Challengers Independent Living, Inc.	Challengers ILP -- 18 Cinnamon #1A		DHS	CPA: Independent Living	39	6	16	20	no data	Baltimore	DHS	MD	21133	26
5025714	Community-Based	Independent Living Residential	Challengers Independent Living, Inc.	Challengers ILP -- 18 Cinnamon #1D		DHS	CPA: Independent Living	39	Unlimited	16	20	no data	Baltimore	DHS	MD	21133	26
5025715	Community-Based	Independent Living Residential	Challengers Independent Living, Inc.	Challengers ILP -- 20 Cinnamon #2D		DHS	CPA: Independent Living	39	Unlimited	16	20	no data	Baltimore	DHS	MD	21133	26

Agency Provider ID	Category	Subcategory	Organization Name	Provider Name	License Num.	License Agency	License Type	Agency Cap.	License Cap.	Age From	Age To	Provider Address	City	Juris.	State	ZIP	No. of Plcmnts
5031648	Community-Based	Independent Living Residential	Challengers Independent Living, Inc.	Challengers ILP -- 6 Cinnamon 1C		DHS	CPA: Treatment Foster Care	30	Unlimited	0	21	no data	Randallstown	DHS	MD	21133	14
5040264	Community-Based	Independent Living Residential	Challengers Independent Living, Inc.	Challengers ILP -- 21 Cinnamon 3D		DHS	CPA: Treatment Foster Care	79	Unlimited	0	20	no data	Randallstown	DHS	MD	21133	42
5063026	Community-Based	Independent Living Residential	Challengers Independent Living, Inc.	Challengers ILP -- 6600 Ellsmere		DHS	CPA: Treatment Foster Care	no data	no data	no data	no data	no data	Baltimore	DHS	MD	21234	0
5063128	Community-Based	Independent Living Residential	Challengers Independent Living, Inc.	Challengers ILP -- 6618 Collinsdale		DHS	CPA: Treatment Foster Care	no data	no data	no data	no data	no data	Baltimore	DHS	MD	21234	0
5070002	Community-Based	Independent Living Residential	Challengers Independent Living, Inc.	Challengers ILP -- 5526 1st Lothian		DHS	CPA: Independent Living	no data	no data	no data	no data	no data	Baltimore	DHS	MD	21212	0
5071850	Community-Based	Independent Living Residential	Challengers Independent Living, Inc.	Challengers ILP -- 23 #1D Cinnamon		DHS	CPA: Independent Living	no data	no data	no data	no data	no data	Randallstown	DHS	MD	21133	0
5074848	Community-Based	Independent Living Residential	Challengers Independent Living, Inc.	Challengers ILP (East)		DHS	CPA: Independent Living	39	no data	16	20	no data	Baltimore	DHS	MD	21234	26
5074849	Community-Based	Independent Living Residential	Challengers Independent Living, Inc.	Challengers ILP (West)		DHS	CPA: Independent Living	39	no data	16	20	no data	Randallstown	DHS	MD	21133	26
5080007	Community-Based	Independent Living Residential	Challengers Independent Living, Inc.	Challengers ILP -- 6520 A Falkirk		DHS	CPA: Independent Living	no data	no data	no data	no data	no data	Baltimore	DHS	MD	21239	0

Agency Provider ID	Category	Subcategory	Organization Name	Provider Name	License Num.	License Agency	License Type	Agency Cap.	License Cap.	Age From	Age To	Provider Address	City	Juris.	State	ZIP	No. of Plcmnts
5001427	Community-Based	Independent Living Residential	Jumoke, Inc.	Jumoke, Inc. Independent Living Program		DHS	CPA: Independent Living	22	Unlimited	16	20	no data	Baltimore	DHS	MD	21201	15
5050600	Community-Based	Independent Living Residential	Jumoke, Inc.	Jumoke ILP - 5640 Woodmont D		DHS	CPA: Independent Living	no data	Unlimited	no data	no data	no data	Baltimore	DHS	MD	21239	0
5052822	Community-Based	Independent Living Residential	Jumoke, Inc.	Jumoke ILP - 4935 A Lanier		DHS	CPA: Treatment Foster Care	42	Unlimited	1	20	no data	Baltimore	DHS	MD	21215	44
5063243	Community-Based	Independent Living Residential	Jumoke, Inc.	Jumoke ILP - 1101 E Belvedere Apt C		DHS	CPA: Treatment Foster Care	no data	Unlimited	no data	no data	no data	Baltimore	DHS	MD	21239	0
5069183	Community-Based	Independent Living Residential	Jumoke, Inc.	Jumoke ILP - 1101 E Belvedere Apt D		DHS	CPA: Independent Living	no data	no data	no data	no data	no data	Baltimore	DHS	MD	21239	0
5072479	Community-Based	Independent Living Residential	Jumoke, Inc.	Jumoke ILP - 1123 #B E. Belvedere		DHS	CPA: Independent Living	no data	no data	no data	no data	no data	Baltimore	DHS	MD	21239	0
5073214	Community-Based	Independent Living Residential	Jumoke, Inc.	Jumoke ILP - 5650 A Woodmont		DHS	CPA: Independent Living	no data	no data	no data	no data	no data	Baltimore	DHS	MD	21239	0
5078450	Community-Based	Independent Living Residential	Jumoke, Inc.	Jumoke ILP - 2409 Garrison		DHS	CPA: Independent Living	no data	Unlimited	no data	no data	no data	Baltimore	DHS	MD	21215	0
5042480	Community-Based	Independent Living Residential	King Edwards' Inc.	King Edwards' ILP - 4927 I Goodnow		DHS	CPA: Independent Living	25	no data	no data	no data	no data	Baltimore	DHS	MD	21206	10

Agency Provider ID	Category	Subcategory	Organization Name	Provider Name	License Num.	License Agency	License Type	Agency Cap.	License Cap.	Age From	Age To	Provider Address	City	Juris.	State	ZIP	No. of Plcmts
5069998	Community-Based	Independent Living Residential	King Edwards' Inc.	King Edwards' ILP - 5212 F Bowley's		DHS	CPA: Independent Living	no data	no data	no data	no data	no data	Baltimore	DHS	MD	21206	0
5074219	Community-Based	Independent Living Residential	King Edwards' Inc.	King Edwards' ILP - 5004 L Raintree		DHS	CPA: Independent Living	no data	Unlimited	no data	no data	no data	Baltimore	DHS	MD	21206	0
5074924	Community-Based	Independent Living Residential	King Edwards' Inc.	King Edwards' ILP - 2007 D Lydonlea		DHS	CPA: Independent Living	no data	no data	no data	no data	no data	Baltimore	DHS	MD	21239	0
5078468	Community-Based	Independent Living Residential	King Edwards' Inc.	King Edwards' ILP - 5805 B Hillen		DHS	CPA: Independent Living	no data	no data	no data	no data	no data	Baltimore	DHS	MD	21239	0
5080706	Community-Based	Independent Living Residential	King Edwards' Inc.	King Edwards' ILP - 5203 F Eastbury		DHS	CPA: Independent Living	25	no data	no data	no data	no data	Baltimore	DHS	MD	21206	10
5031548	Community-Based	Independent Living Residential	New Pathways, Inc.	New Pathways -- Independence Plus CPA		DHS	CPA: Independent Living	52	8	17	20	no data	Towson	DHS	MD	21204	46
5063260	Community-Based	Independent Living Residential	New Pathways, Inc.	New Pathways 5605 B Burtis - ILP Second Generations		DHS	CPA: Treatment Foster Care	no data	no data	no data	no data	no data	Baltimore	DHS	MD	21207	0
5067312	Community-Based	Independent Living Residential	New Pathways, Inc.	New Pathways 3605 A Parkview - ILP Independence Plus		DHS	CPA: Independent Living	52	Unlimited	17	20	no data	Baltimore	DHS	MD	21207	46
5067313	Community-Based	Independent Living Residential	New Pathways, Inc.	New Pathways 3707 B Parkview - ILP Independence Plus		DHS	CPA: Treatment Foster Care	no data	no data	no data	no data	no data	Baltimore	DHS	MD	21207	0

Agency Provider ID	Category	Subcategory	Organization Name	Provider Name	License Num.	License Agency	License Type	Agency Cap.	License Cap.	Age From	Age To	Provider Address	City	Juris.	State	ZIP	No. of Plcmnts
5069112	Community-Based	Independent Living Residential	New Pathways, Inc.	New Pathways 1702 B Ramblewood - ILP Independence Plus		DHS	CPA: Independent Living	no data	no data	no data	no data	no data	Baltimore	DHS	MD	21239	0
5072519	Community-Based	Independent Living Residential	New Pathways, Inc.	New Pathways 2409 C Gainsborough		DHS	CPA: Independent Living	no data	no data	no data	no data	no data	Baltimore	DHS	MD	21234	0
5072523	Community-Based	Independent Living Residential	New Pathways, Inc.	New Pathways 3614 D Bowers		DHS	CPA: Independent Living	no data	Unlimited	no data	no data	no data	Locheam	DHS	MD	21207	0
5073225	Community-Based	Independent Living Residential	New Pathways, Inc.	New Pathways 2010 B Ramblewood		DHS	CPA: Treatment Foster Care	40	no data	0	20	no data	Baltimore	DHS	MD	21239	19
5075323	Community-Based	Independent Living Residential	New Pathways, Inc.	New Pathways 1803 C Sherwood		DHS	CPA: Independent Living	no data	Unlimited	no data	no data	no data	Baltimore	DHS	MD	21239	0
5076294	Community-Based	Independent Living Residential	New Pathways, Inc.	New Pathways 1904 C Ramblewood		DHS	CPA: Independent Living	no data	no data	no data	no data	no data	Baltimore	DHS	MD	21239	0
5077160	Community-Based	Independent Living Residential	New Pathways, Inc.	New Pathways 6668 A Collinsdale		DHS	CPA: Independent Living	no data	no data	no data	no data	no data	Baltimore	DHS	MD	21234	0
5078211	Community-Based	Independent Living Residential	New Pathways, Inc.	New Pathways 6645 B Wycombe		DHS	CPA: Independent Living	52	no data	17	20	no data	Baltimore	DHS	MD	21234	46
5080545	Community-Based	Independent Living Residential	New Pathways, Inc.	New Pathways 5617 D Haddon		DHS	CPA: Independent Living	52	no data	17	20	no data	Baltimore	DHS	MD	21207	46

Agency Provider ID	Category	Subcategory	Organization Name	Provider Name	License Num.	License Agency	License Type	Agency Cap.	License Cap.	Age From	Age To	Provider Address	City	Juris.	State	ZIP	No. of Plcmts
5081805	Community-Based	Independent Living Residential	New Pathways, Inc.	New Pathways 6646 Collinsdale		DHS	CPA: Independent Living	no data	no data	no data	no data	no data	Parkville	DHS	MD	21234	0
5082131	Community-Based	Independent Living Residential	New Pathways, Inc.	New Pathways 2425 D Clyburn		DHS	CPA: Independent Living	no data	no data	no data	no data	no data	Baltimore	DHS	MD	21215	0
5082478	Community-Based	Independent Living Residential	New Pathways, Inc.	New Pathways 6832 Boston		DHS	CPA: Independent Living	no data	no data	no data	no data	no data	Baltimore	DHS	MD	21222	0
5083381	Community-Based	Independent Living Residential	New Pathways, Inc.	New Pathways 2 #3A Clementine		DHS	CPA: Independent Living	52	no data	17	20	no data	Baltimore	DHS	MD	21237	46
5083553	Community-Based	Independent Living Residential	New Pathways, Inc.	New Pathways 6821 Sturbridge		DHS	CPA: Independent Living	no data	no data	no data	no data	no data	Parkville	DHS	MD	21234	0
5001436	Community-Based	Independent Living Residential	The Martin Pollak Project, Inc.	Martin Pollak Independent Living Program		DHS	CPA: Independent Living	30	Unlimited	16	20	no data	Baltimore	DHS	MD	21218	19
5036986	Community-Based	Independent Living Residential	The Martin Pollak Project, Inc.	Martin Pollak ILP - 4409 Marble Hall #234		DHS	CPA: Independent Living	no data	no data	no data	no data	no data	Baltimore	DHS	MD	21218	0
5041585	Community-Based	Independent Living Residential	The Martin Pollak Project, Inc.	Martin Pollak ILP - 4317 Marble Hall #161		DHS	CPA: Independent Living	no data	no data	no data	no data	no data	Baltimore	DHS	MD	21218	0
5041609	Community-Based	Independent Living Residential	The Martin Pollak Project, Inc.	Martin Pollak ILP - 4407 Marble Hall #228		DHS	CPA: Independent Living	no data	no data	no data	no data	no data	Baltimore	DHS	MD	21218	0



Agency Provider ID	Category	Subcategory	Organization Name	Provider Name	License Num.	License Agency	License Type	Agency Cap.	License Cap.	Age From	Age To	Provider Address	City	Juris.	State	ZIP	No. of Plcmts
5041613	Community-Based	Independent Living Residential	The Martin Pollak Project, Inc.	Martin Pollak ILP - 4413 Marble Hall #248		DHS	CPA: Independent Living	no data	Unlimited	no data	no data	no data	Baltimore	DHS	MD	21218	0
5041617	Community-Based	Independent Living Residential	The Martin Pollak Project, Inc.	Martin Pollak ILP - 4414 Marble Hall #332		DHS	CPA: Independent Living	no data	no data	no data	no data	no data	Baltimore	DHS	MD	21218	0
5041795	Community-Based	Independent Living Residential	The Martin Pollak Project, Inc.	Martin Pollak ILP - 4426 Marble Hall #374		DHS	CPA: Treatment Foster Care	38	no data	0	21	no data	Baltimore	DHS	MD	21218	27
5063013	Community-Based	Independent Living Residential	The Martin Pollak Project, Inc.	Martin Pollak ILP - 4405 Marble Hall #213		DHS	CPA: Treatment Foster Care	no data	no data	no data	no data	no data	Baltimore	DHS	MD	21218	0
5082883	Community-Based	Independent Living Residential	The Martin Pollak Project, Inc.	Martin Pollak ILP - 4417 Marble Hall #258		DHS	CPA: Independent Living	no data	Unlimited	no data	no data	no data	Baltimore	DHS	MD	21218	0
5083616	Community-Based	Independent Living Residential	The Martin Pollak Project, Inc.	Martin Pollak ILP - 4428 #383 Marble Hall		DHS	CPA: Independent Living	no data	no data	no data	no data	no data	Baltimore	DHS	MD	21218	0
5001295	Community-Based	Independent Living Residential	The National Center for Children and Families, Inc.	National Center for Children and Families CPA		DHS	CPA: Treatment Foster Care	29	18	0	20	no data	Bethesda	DHS	MD	20817	15
5001597	Community-Based	Independent Living Residential	The National Center for Children and Families, Inc.	National Center for Children and Families - Futurebound IL Program		DHS	CPA: Independent Living	21	Unlimited	16	20	no data	Rockville	DHS	MD	20852	10
5068050	Community-Based	Independent Living Residential	The National Center for Children and Families, Inc.	NCCF ILP -- 200 #T-1 Congressional		DHS	CPA: Treatment Foster Care	49	Unlimited	0	20	no data	Rockville	DHS	MD	20852	39

Agency Provider ID	Category	Subcategory	Organization Name	Provider Name	License Num.	License Agency	License Type	Agency Cap.	License Cap.	Age From	Age To	Provider Address	City	Juris.	State	ZIP	No. of Plcmts
5069169	Community-Based	Independent Living Residential	The National Center for Children and Families, Inc.	NCCF ILP - 249 #102 Rollins		DHS	CPA: Independent Living	no data	no data	no data	no data	no data	Rockville	DHS	MD	20852	0
5074246	Community-Based	Independent Living Residential	The National Center for Children and Families, Inc.	NCCF ILP -- 1639 #103 E Jefferson		DHS	CPA: Independent Living	no data	no data	no data	no data	no data	Rockville	DHS	MD	20852	0
5078462	Community-Based	Independent Living Residential	The National Center for Children and Families, Inc.	NCCF ILP -- 204 #204 Congressional		DHS	CPA: Independent Living	no data	no data	no data	no data	no data	Rockville	DHS	MD	20852	0
5078464	Community-Based	Independent Living Residential	The National Center for Children and Families, Inc.	NCCF ILP -- 1637 #T4 E Jefferson		DHS	CPA: Independent Living	no data	no data	no data	no data	no data	Rockville	DHS	MD	20852	0
5066444	Community-Based	Independent Living Residential	Umbrella Therapeutic Services, Inc.	Umbrella Therapeutic Services, Inc. ILP Baltimore		DHS	CPA: Treatment Foster Care	no data	no data	no data	no data	no data	Baltimore	DHS	MD	21227	0
5067188	Community-Based	Independent Living Residential	Umbrella Therapeutic Services, Inc.	Umbrella ILP -- 2 Twin Circle		DHS	CPA: Treatment Foster Care	no data	no data	no data	no data	no data	Baltimore	DHS	MD	21227	0
5067227	Community-Based	Independent Living Residential	Umbrella Therapeutic Services, Inc.	Umbrella ILP -- 19 Birdknoll		DHS	CPA: Treatment Foster Care	no data	no data	no data	no data	no data	Baltimore	DHS	MD	21227	0
5072472	Community-Based	Independent Living Residential	Umbrella Therapeutic Services, Inc.	Umbrella ILP -- 29 Birdnest		DHS	CPA: Independent Living	no data	no data	no data	no data	no data	Baltimore	DHS	MD	21227	0
5072474	Community-Based	Independent Living Residential	Umbrella Therapeutic Services, Inc.	Umbrella ILP -- 3731 McDowell		DHS	CPA: Independent Living	no data	no data	no data	no data	no data	Baltimore	DHS	MD	21227	0

Agency Provider ID	Category	Subcategory	Organization Name	Provider Name	License Num.	License Agency	License Type	Agency Cap.	License Cap.	Age From	Age To	Provider Address	City	Juris.	State	ZIP	No. of Plcmnts
5072475	Community-Based	Independent Living Residential	Umbrella Therapeutic Services, Inc.	Umbrella ILP -- 4075 McDowell		DHS	CPA: Independent Living	no data	no data	no data	no data	no data	Baltimore	DHS	MD	21227	0
5082080	Community-Based	Independent Living Residential	Umbrella Therapeutic Services, Inc.	Umbrella ILP -- 3063 Bero		DHS	CPA: Independent Living	no data	no data	no data	no data	no data	Baltimore	DHS	MD	21227	0
5000362	Community-Based	Residential Group Home	Adventist Healthcare, Inc.	Adventist Behavioral Health Cottage At Rockville DHMH TGH		DHMH	Therapeutic Group Home	8	8	12	21	no data	Derwood	DHS	MD	20855	3
5000363	Community-Based	Residential Group Home	Adventist Healthcare, Inc.	Adventist Behavioral Health Cottage At North Potomac DHMH TGH		DHMH	Therapeutic Group Home	8	8	12	17	no data	N. Potomac	DHS	MD	20878	6
5001540	Community-Based	Residential Group Home	ARC of Washington County, Inc.	ARC of Washington County - Jefferson House		DHS	RCC: Small Group Home	4	8	10	17	no data	Smithsburg	DHS	MD	21783	4
5001541	Community-Based	Residential Group Home	ARC of Washington County, Inc.	ARC of Washington County - Potomac House - 225 Potomac St		DHS	RCC: Small Group Home	5	4	15	20	no data	Hagerstown	DHS	MD	21740	3
5030542	Community-Based	Residential Group Home	ARC of Washington County, Inc.	ARC of Washington County -12828 St. Paul Road		DHS	RCC: Small Group Home	4	Unlimited	10	17	no data	Clearspring	DHS	MD	21733	4
5000486	Community-Based	Residential Group Home	Arrow Child & Family Ministries of Maryland, Inc.	Arrow Child & Family - Diagnostic Center RCC		DHS	RCC: Large Group Home	37	45	12	17	no data	Baltimore	DHS	MD	21234	27
5001249	Community-Based	Residential Group Home	Arrow Child & Family Ministries of Maryland, Inc.	Arrow Child & Family - Transitional Living RCC		DHS	RCC: Large Group Home	18	24	13	21	no data	Bel Air	DHS	MD	21015	17
5000545	Community-Based	Residential Group Home	Associated Catholic Charities Inc.	Associated Catholic Charities St. Vincent's Child Care Center		DHS	RCC: Large Group Home	25	no data	3	13	no data	Timonium	DHS	MD	21093	13

Agency Provider ID	Category	Subcategory	Organization Name	Provider Name	License Num.	License Agency	License Type	Agency Cap.	License Cap.	Age From	Age To	Provider Address	City	Juris.	State	ZIP	No. of Plcmnts
5000648	Community-Based	Residential Group Home	Board of Child Care of the United Methodist Church, Incorporated	Board of Child Care Hagerstown Transitional		DHS	RCC: Small Group Home	4	4	15	19	no data	Hagerstown	DHS	MD	21742	2
5000649	Community-Based	Residential Group Home	Board of Child Care of the United Methodist Church, Incorporated	Board Of Child Care Colesville Group Home		DHS	RCC: Small Group Home	7	7	16	20	no data	Colesville	DHS	MD	20904	3
5000650	Community-Based	Residential Group Home	Board of Child Care of the United Methodist Church, Incorporated	Board of Child Care Main Campus Gaither Rd		DHS	RCC: Large Group Home	59	109	9	20	no data	Baltimore	DHS	MD	21244	42
5000652	Community-Based	Residential Group Home	Board of Child Care of the United Methodist Church, Incorporated	Board of Child Care Nicodemus		DHS	RCC: Small Group Home	5	5	15	20	no data	Reisterstown	DHS	MD	21136	3
5059332	Community-Based	Residential Group Home	Board of Child Care of the United Methodist Church, Incorporated	Board of Child Care - Denton		DHS	CPA: Treatment Foster Care	1	5	0	21	no data	Denton	DHS	MD	21629	1
5000665	Community-Based	Residential Group Home	Brook Lane Health Services, Inc.	Brook Lane - Stone Bridge Transitional Care Respite		DHS	RCC: Respite	15	15	6	17	no data	Hagerstown	DHS	MD	21742	13
5006788	Community-Based	Residential Group Home	Brotherhood and Sisterhood (BSI) International	Brotherhood and Sisterhood -- Dublin DDA		DDA	Alternative Living Unit	3	5	16	19	no data	Silver Spring	DHS	MD	20902	3
5001356	Community-Based	Residential Group Home	Care With Class, Inc.	Care With Class, Inc. - Apt B2		DHS	RCC: Small Group Home	3	5	15	20	no data	Baltimore	DHS	MD	21217	1
5001404	Community-Based	Residential Group Home	Care With Class, Inc.	Care With Class, Inc. - Apt A3		DHS	RCC: Small Group Home	3	6	15	19	no data	Baltimore	DHS	MD	21217	3
5019665	Community-Based	Residential Group Home	Cedar Ridge Children's Home and School, Inc.	Cedar Ridge Children's Home DHMH TGH (Faith Cottage)		DHMH	RCC: Small Group Home	no data	5	no data	no data	no data	Williamsport	DHS	MD	21795	0

Agency Provider ID	Category	Subcategory	Organization Name	Provider Name	License Num.	License Agency	License Type	Agency Cap.	License Cap.	Age From	Age To	Provider Address	City	Juris.	State	ZIP	No. of Plcmnts
5005029	Community-Based	Residential Group Home	Center for Social Change, Inc.	Center for Social Change MFP Chapman DDA		DDA	RCC: Medically Fragile	5	Unlimited	3	21	no data	Randallstown	DHS	MD	21133	4
5001322	Community-Based	Residential Group Home	Challengers Independent Living, Inc.	Challengers Bert Place		DHS	RCC: Small Group Home	5	16	16	19	no data	Baltimore	DHS	MD	21216	5
5036117	Community-Based	Residential Group Home	Challengers Independent Living, Inc.	Challengers – Bert's Place Too - 3015 Clifton Ave		DHS	RCC: Small Group Home	7	Unlimited	15	19	no data	Baltimore	DHS	MD	21216	6
5011303	Community-Based	Residential Group Home	Changing Lives at Home, Inc.	Changing Lives At Home, Inc.		DHS	RCC: Small Group Home	5	Unlimited	15	19	no data	Baltimore	DHS	MD	21217	5
5005055	Community-Based	Residential Group Home	CIS & H Inc.	CIS & H Inc. Bald Hill DDA		DDA	RCC: Small Group Home	5	5	10	14	no data	Mitchellville	DHS	MD	20721	5
5019260	Community-Based	Residential Group Home	Community School for Autistic Adults and Children, Inc.	CSAAC 418 Girard		DDA	Alternative Living Unit	2	53	7	21	no data	Rockville	DHS	MD	20877	1
5052041	Community-Based	Residential Group Home	Community School for Autistic Adults and Children, Inc.	CSAAC Dairyton DDA		DDA	CPA: Treatment Foster Care	37	no data	0	20	no data	Montgomery Village	DHS	MD	20886	28
5082959	Community-Based	Residential Group Home	Community School for Autistic Adults and Children, Inc.	CSAAC Montgomery Village Ave		DDA	Alternative Living Unit	1	no data	16	20	no data	Montgomery Village	DHS	MD	20886	1
5001571	Community-Based	Residential Group Home	Day By Day Residential Services, Inc.	Day By Day Residential Services - Oakfield		DHS	RCC: Small Group Home	6	20	14	18	no data	Baltimore	DHS	MD	21207	6
5000790	Community-Based	Residential Group Home	Hearts and Homes For Youth, Inc.	Hearts and Homes - 4109 Queensbury Rd		DHS	RCC: Small Group Home	6	8	17	21	no data	Hyattsville	DHS	MD	20782	2
5000793	Community-Based	Residential Group Home	Hearts and Homes For Youth, Inc.	Hearts and Homes - Helen Smith Girls Group Home		DHS	RCC: Small Group Home	8	8	15	19	no data	Takoma Park	DHS	MD	20912	6
5000799	Community-Based	Residential Group Home	Hearts and Homes For Youth, Inc.	Hearts and Homes – Mary's Mount Manor Girls DHMH TGH		DHMH	Therapeutic Group Home	8	8	13	17	no data	Harwood	DHS	MD	20776	4

Agency Provider ID	Category	Subcategory	Organization Name	Provider Name	License Num.	License Agency	License Type	Agency Cap.	License Cap.	Age From	Age To	Provider Address	City	Juris.	State	ZIP	No. of Plcmnts
5001397	Community-Based	Residential Group Home	Inner-County Outreach Incorporated	Inner-County Outreach - Edgewood		DHS	RCC: Small Group Home	6	Unlimited	14	18	no data	Edgewood	DHS	MD	21040	3
5020574	Community-Based	Residential Group Home	Inner-County Outreach Incorporated	Inner-County Outreach - Overlea		DHS	CPA: Treatment Foster Care	47	6	0	20	no data	Baltimore	DHS	MD	21206	31
5001453	Community-Based	Residential Group Home	Jumoke, Inc.	Jumoke, Inc. Gwynn		DHS	RCC: Small Group Home	5	Unlimited	16	19	no data	Baltimore	DHS	MD	21229	5
5001460	Community-Based	Residential Group Home	Jumoke, Inc.	Jumoke, Inc. Eveshem		DHS	RCC: Small Group Home	4	5	18	20	no data	Baltimore	DHS	MD	21239	4
5029237	Community-Based	Residential Group Home	Jumoke, Inc.	Jumoke, Inc. 33rd Street		DHS	RCC: Small Group Home	6	Unlimited	17	20	no data	Baltimore	DHS	MD	21218	5
5001491	Community-Based	Residential Group Home	Linwood Center, Inc.	Linwood Center -- Martha Bush		DHS	RCC: Large Group Home	1	no data	no data	no data	no data	Ellicott City	DHS	MD	21043	1
5077021	Community-Based	Residential Group Home	Making A Great Individual Contribution, Inc.	MAGIC Reservoir St		DHS	RCC: Large Group Home	7	no data	16	20	no data	Baltimore	DHS	MD	21217	6
5001358	Community-Based	Residential Group Home	McJoy's Joy Covenant Inc.	McJoy's Joy Covenant - Althea Ave		DHS	RCC: Small Group Home	8	3	16	20	no data	Baltimore	DHS	MD	21206	3
5029238	Community-Based	Residential Group Home	Our Fortress Homes, Inc.	Our Fortress Homes -- Hilton DHMH TGH		DHMH	CPA: Treatment Foster Care	25	Unlimited	0	18	no data	Baltimore	DHS	MD	21216	9
5001320	Community-Based	Residential Group Home	Our House, Inc.	Our House, Inc.- Zion Rd		DHS	RCC: Large Group Home	6	Unlimited	16	21	no data	Brookeville	DHS	MD	20833	2
5001532	Community-Based	Residential Group Home	Rolling Vista Place Incorporated	Rolling Vista Place - Wyanoke		DHS	RCC: Small Group Home	8	no data	16	20	no data	Baltimore	DHS	MD	21218	7
5001462	Community-Based	Residential Group Home	Sarah's House, Inc.	Sarah's House I -- 2209 Liberty Heights		DHS	RCC: Small Group Home	6	4	17	20	no data	Baltimore	DHS	MD	21217	5
5001463	Community-Based	Residential Group Home	Sarah's House, Inc.	Sarah's House II -- 2552 McCulloh		DHS	RCC: Small Group Home	5	no data	18	20	no data	Baltimore	DHS	MD	21217	5

Agency Provider ID	Category	Subcategory	Organization Name	Provider Name	License Num.	License Agency	License Type	Agency Cap.	License Cap.	Age From	Age To	Provider Address	City	Juris.	State	ZIP	No. of Plcmnts
5011804	Community-Based	Residential Group Home	Second Family, Inc.	Second Family 1015 Minna DDA		DDA	Alternative Living Unit	4	5	0	21	no data	Capitol Heights	DHS	MD	20743	3
5011805	Community-Based	Residential Group Home	Second Family, Inc.	Second Family - 1009 Minna DDA		DDA	Alternative Living Unit	4	4	0	21	no data	Capitol Heights	DHS	MD	20743	4
5019648	Community-Based	Residential Group Home	Second Family, Inc.	Second Family 1008 Nyanga DDA		DDA	RCC: Small Group Home	5	48	0	21	no data	Capitol Heights	DHS	MD	20743	4
5049802	Community-Based	Residential Group Home	Second Family, Inc.	Second Family - 14110 Lancaster DDA		DDA	RCC: Medically Fragile	5	Unlimited	0	20	no data	Bowie	DHS	MD	20715	5
5049803	Community-Based	Residential Group Home	Second Family, Inc.	Second Family - Crosswick DDA		DDA	CPA: Treatment Foster Care	90	no data	0	20	no data	Bowie	DHS	MD	20715	64
5057093	Community-Based	Residential Group Home	Second Family, Inc.	Second Family - Kennison Lane DDA		DDA	no data	no data	Unlimited	no data	no data	no data	Bowie	DHS	MD	20715	0
5019653	Community-Based	Residential Group Home	Shorehaven, Inc	Shorehaven Vanderlyn DDA		DDA	RCC: Small Group Home	4	3	13	21	no data	Chesapeake City	DHS	MD	21915	3
5019654	Community-Based	Residential Group Home	Shorehaven, Inc	Shorehaven Short Cut DDA		DDA	RCC: Small Group Home	5	3	13	21	no data	Chesapeake City	DHS	MD	21915	5
5019655	Community-Based	Residential Group Home	Shorehaven, Inc	Shorehaven Pine Valley DDA		DDA	RCC: Small Group Home	3	3	13	21	no data	Elkton	DHS	MD	21921	3
5019656	Community-Based	Residential Group Home	Shorehaven, Inc	Shorehaven Park Towne DDA		DDA	RCC: Small Group Home	2	5	6	16	no data	Elkton	DHS	MD	21921	2
5019657	Community-Based	Residential Group Home	Shorehaven, Inc	Shorehaven Mary Anita DDA		DDA	RCC: Small Group Home	5	5	13	21	no data	Elkton	DHS	MD	21921	5
5019658	Community-Based	Residential Group Home	Shorehaven, Inc	Shorehaven Hollywood Beach		DDA	RCC: Small Group Home	4	5	13	21	no data	Chesapeake City	DHS	MD	21915	4
5019659	Community-Based	Residential Group Home	Shorehaven, Inc	Shorehaven 108 Continental DDA		DDA	RCC: Small Group Home	5	6	13	21	no data	Elkton	DHS	MD	21921	3

Agency Provider ID	Category	Subcategory	Organization Name	Provider Name	License Num.	License Agency	License Type	Agency Cap.	License Cap.	Age From	Age To	Provider Address	City	Juris.	State	ZIP	No. of Plcmnts
5001370	Community-Based	Residential Group Home	Southern Maryland Youth Home, Inc.	Southern Maryland Youth Home, Inc. -- 9830 Sodus Manor		DHS	RCC: Small Group Home	8	8	14	18	no data	Faulkner	DHS	MD	20632	5
5030305	Community-Based	Residential Group Home	Southern Maryland Youth Home, Inc.	Southern Maryland Youth Home -- 9840 Sodus Manor		DHS	CPA: Treatment Foster Care	54	1	0	18	no data	Faulkner	DHS	MD	20632	50
5001610	Community-Based	Residential Group Home	St. Ann's Center for Children, Youth, and Families, Inc.	St. Ann's Center for Children, Youth, and Families, Inc. Group Home		DHS	RCC: Large Group Home	5	Unlimited	0	20	no data	Hyattsville	DHS	MD	20782	2
5000645	Community-Based	Residential Group Home	The Benedictine School For Exceptional Children, Incorporated	Benedictine -- Benedictine Lane		DHS	RCC: Large Group Home	5	95	5	21	no data	Ridgely	DHS	MD	21660	2
5000746	Community-Based	Residential Group Home	The Children's Guild, Inc.	Children's Guild Harford House DHMH		DHMH	Therapeutic Group Home	8	8	12	18	no data	Baltimore	DHS	MD	21214	4
5000751	Community-Based	Residential Group Home	The Children's Home, Inc.	The Children's Home Long Term Care Group Home		DHS	RCC: Large Group Home	34	48	13	20	no data	Catonsville	DHS	MD	21228	19
5001140	Community-Based	Residential Group Home	The Maryland Salem Children's Trust, Inc.	Maryland Salem Children's Trust, Inc.		DHS	RCC: Large Group Home	12	Unlimited	9	18	no data	Frostburg	DHS	MD	21532	11
5001559	Community-Based	Residential Group Home	The National Center for Children and Families, Inc.	National Center for Children and Families RCC		DHS	RCC: Large Group Home	20	5	12	20	no data	Bethesda	DHS	MD	20817	20
5078809	Community-Based	Residential Group Home	Total Quality Residential Services, Inc.	Total Quality - Bain DDA		DDA	Alternative Living Unit	3	Unlimited	0	17	no data	Pikesville	DHS	MD	21208	2
5001482	Community-Based	Residential Group Home	Tuttie's Place	Tuttie's Place 5317 Belleville Avenue		DHS	RCC: Small Group Home	5	no data	14	17	no data	Baltimore	DHS	MD	21207	1
5001485	Community-Based	Residential Group Home	Tuttie's Place	Tuttie's Place 3720 Marmon Avenue		DHS	RCC: Small Group Home	9	5	16	20	no data	Baltimore	DHS	MD	21207	6



Agency Provider ID	Category	Subcategory	Organization Name	Provider Name	License Num.	License Agency	License Type	Agency Cap.	License Cap.	Age From	Age To	Provider Address	City	Juris.	State	ZIP	No. of Plcmnts
5027784	Community-Based	Residential Group Home	Youth Enterprises Services, Inc.	Youth Enterprises Services, Inc. - Gwynn Oak House		DHS	RCC: Small Group Home	8	Unlimited	15	20	no data	Baltimore	DHS	MD	21207	6
5001376	Community-Based	Teen Mother Programs	Challengers Independent Living, Inc.	Challengers Teen Parent		DHS	CPA: Independent Living	39	no data	16	20	no data	Baltimore	DHS	MD	21244	26
5025699	Community-Based	Teen Mother Programs	Challengers Independent Living, Inc.	Challengers ILP -- 3 Liberty #2		DHS	CPA: Independent Living	6	Unlimited	16	20	no data	Baltimore	DHS	MD	21244	5
5025700	Community-Based	Teen Mother Programs	Challengers Independent Living, Inc.	Challengers ILP -- 5 Liberty #3		DHS	CPA: Independent Living	39	Unlimited	16	20	no data	Baltimore	DHS	MD	21244	26
5025702	Community-Based	Teen Mother Programs	Challengers Independent Living, Inc.	Challengers ILP -- 8 Liberty #3		DHS	CPA: Independent Living	6	Unlimited	16	20	no data	Baltimore	DHS	MD	21244	5
5025703	Community-Based	Teen Mother Programs	Challengers Independent Living, Inc.	Challengers ILP -- 8 Liberty #7		DHS	CPA: Independent Living	6	no data	16	20	no data	Baltimore	DHS	MD	21244	5
5035187	Community-Based	Teen Mother Programs	CONCERN - Professional for Children and Youth, Inc.			DHS	CPA: Treatment Foster Care	93	no data	0	20	no data	Clinton	DHS	MD	20735	90
5067820	Community-Based	Teen Mother Programs	CONCERN - Professional for Children and Youth, Inc.			DHS	CPA: Treatment Foster Care	no data	no data	no data	no data	no data	Clinton	DHS	MD	20735	0
5070247	Community-Based	Teen Mother Programs	CONCERN - Professional for Children and Youth, Inc.			DHS	CPA: Independent Living	25	Unlimited	16	21	no data	Oxon Hill	DHS	MD	20745	18
5075920	Community-Based	Teen Mother Programs	CONCERN - Professional for Children and Youth, Inc.			DHS	no data	no data	no data	no data	no data	no data	Lanham	DHS	MD	20706	0
5081580	Community-Based	Teen Mother Programs	CONCERN - Professional for Children and Youth, Inc.			DHS	no data	no data	no data	no data	no data	no data	Clinton	DHS	MD	20735	0
5001112	Community-Based	Teen Mother Programs	Hearts and Homes For Youth, Inc.	Hearts and Homes - Damamli Independent		DHS	CPA: Independent Living	11	80	16	20	no data	Burtonsville	DHS	MD	20866	3

Agency Provider ID	Category	Subcategory	Organization Name	Provider Name	License Num.	License Agency	License Type	Agency Cap.	License Cap.	Age From	Age To	Provider Address	City	Juris.	State	ZIP	No. of Plcmnts
				Living													
5056681	Community-Based	Teen Mother Programs	Hearts and Homes For Youth, Inc.			DHS	no data	no data	Unlimited	no data	no data	no data	Baltimore	DHS	MD	21215	0
5071049	Community-Based	Teen Mother Programs	Hearts and Homes For Youth, Inc.			DHS	no data	no data	no data	no data	no data	no data	Ft Washington	DHS	MD	20744	0
5001585	Community-Based	Teen Mother Programs	KidsPeace National Centers of North America, Inc.	KidsPeace CPA - Columbia		DHS	CPA: Treatment Foster Care	37	Unlimited	0	20	no data	Columbia	DHS	MD	21044	12
5001424	Community-Based	Teen Mother Programs	King Edwards' Inc.	King Edwards' Inc. ILP		DHS	CPA: Independent Living	25	Unlimited	no data	no data	no data	Towson	DHS	MD	21286	10
5068558	Community-Based	Teen Mother Programs	King Edwards' Inc.	King Edwards' ILP - 1713 C Aberdeen		DHS	CPA: Treatment Foster Care	no data	no data	no data	no data	no data	Baltimore	DHS	MD	21234	0
5075204	Community-Based	Teen Mother Programs	King Edwards' Inc.	King Edwards' Inc. Teen Parent		DHS	CPA: Independent Living	15	Unlimited	16	20	no data	Parkville	DHS	MD	21234	14
5076567	Community-Based	Teen Mother Programs	King Edwards' Inc.	King Edwards' ILP - 1705 C Sherwood Ave		DHS	CPA: Independent Living	no data	no data	no data	no data	no data	Baltimore	DHS	MD	21239	0
5078466	Community-Based	Teen Mother Programs	King Edwards' Inc.	King Edwards' ILP - 5811 A Willowton		DHS	CPA: Independent Living	no data	no data	no data	no data	no data	Baltimore	DHS	MD	21239	0
5079909	Community-Based	Teen Mother Programs	King Edwards' Inc.	King Edwards' ILP - 2007 C Lydonlea		DHS	CPA: Independent Living	25	no data	no data	no data	no data	Baltimore	DHS	MD	21239	10
5080006	Community-Based	Teen Mother Programs	King Edwards' Inc.	King Edwards' ILP - 5100 C Lodestone		DHS	CPA: Independent Living	no data	no data	no data	no data	no data	Baltimore	DHS	MD	21206	0
5083544	Community-Based	Teen Mother Programs	King Edwards' Inc.	King Edwards' ILP - 2012 A Ramblewood		DHS	CPA: Independent Living	no data	no data	no data	no data	no data	Baltimore	DHS	MD	21239	0
5083546	Community-Based	Teen Mother Programs	King Edwards' Inc.	King Edwards' ILP - 5311 K Moravia		DHS	CPA: Independent Living	no data	2	no data	no data	no data	Baltimore	DHS	MD	21206	0
5083549	Community-Based	Teen Mother Programs	King Edwards' Inc.	King Edwards' ILP - 2004 A Ramblewood		DHS	CPA: Independent Living	no data	no data	no data	no data	no data	Baltimore	DHS	MD	21239	0

Agency Provider ID	Category	Subcategory	Organization Name	Provider Name	License Num.	License Agency	License Type	Agency Cap.	License Cap.	Age From	Age To	Provider Address	City	Juris.	State	ZIP	No. of Plcmnts
5031549	Community-Based	Teen Mother Programs	New Pathways, Inc.	New Pathways -- Second Generations CPA		DHS	CPA: Independent Living	25	Unlimited	16	21	no data	Towson	DHS	MD	21204	18
5067320	Community-Based	Teen Mother Programs	New Pathways, Inc.	New Pathways 6440 L Falkirk - ILP Second Generations		DHS	CPA: Treatment Foster Care	no data	no data	no data	no data	no data	Baltimore	DHS	MD	21239	0
5068545	Community-Based	Teen Mother Programs	New Pathways, Inc.	New Pathways 1701 A Sherwood		DHS	CPA: Treatment Foster Care	no data	no data	no data	no data	no data	Baltimore	DHS	MD	21239	0
5070004	Community-Based	Teen Mother Programs	New Pathways, Inc.	New Pathways 1439 C Limit		DHS	CPA: Independent Living	no data	no data	no data	no data	no data	Baltimore	DHS	MD	21239	0
5072517	Community-Based	Teen Mother Programs	New Pathways, Inc.	New Pathways 2403 A Gainsborough		DHS	CPA: Independent Living	no data	no data	no data	no data	no data	Baltimore	DHS	MD	21234	0
5075734	Community-Based	Teen Mother Programs	New Pathways, Inc.	New Pathways 1 B Neptune		DHS	CPA: Independent Living	no data	no data	no data	no data	no data	Baltimore	DHS	MD	21234	0
5075735	Community-Based	Teen Mother Programs	New Pathways, Inc.	New Pathways 44 C Solar		DHS	CPA: Independent Living	no data	no data	no data	no data	no data	Baltimore	DHS	MD	21234	0
5077296	Community-Based	Teen Mother Programs	New Pathways, Inc.	New Pathways 1441 G Limit - ILP Second Generations		DHS	CPA: Independent Living	no data	no data	no data	no data	no data	Baltimore	DHS	MD	21239	0
5077635	Community-Based	Teen Mother Programs	New Pathways, Inc.	New Pathways 5817 #C Willowton		DHS	CPA: Independent Living	no data	no data	no data	no data	no data	Baltimore	DHS	MD	21239	0
5077378	Community-Based	Teen Mother Programs	Pressley Ridge, Inc.			DHS	no data	no data	Unlimited	no data	no data	no data	Baltimore	DHS	MD	21206	0
5083232	Community-Based	Therapeutic Group Homes	Foundations for Home and Community, Inc.			DHS	no data	no data	no data	no data	no data	no data	Windsor Mill	DHS	MD	21244	0
5023860	Community-Based	Therapeutic Group Homes	KidsPeace National Centers of North America, Inc.			DHS	no data	no data	Unlimited	no data	no data	no data	Silver Spring	DHS	MD	20901	0

Agency Provider ID	Category	Subcategory	Organization Name	Provider Name	License Num.	License Agency	License Type	Agency Cap.	License Cap.	Age From	Age To	Provider Address	City	Juris.	State	ZIP	No. of Plcmts
5076006	Community-Based	Therapeutic Group Homes	New Pathways, Inc.	New Pathways 3803 B Parkview		DHS	CPA: Treatment Foster Care	56	no data	0	21	no data	Baltimore	DHS	MD	21207	22
5083550	Community-Based	Therapeutic Group Homes	New Pathways, Inc.	New Pathways 2000 C Ramblewood		DHS	no data	no data	no data	no data	no data	no data	Baltimore	DHS	MD	21239	0
5032790	Community-Based	Therapeutic Group Homes	Pressley Ridge, Inc.			DHS	CPA: Treatment Foster Care	59	no data	0	20	no data	Frederick	DHS	MD	21701	60
5072011	Community-Based	Therapeutic Group Homes	Pressley Ridge, Inc.			DHS	no data	no data	no data	no data	no data	no data	Baltimore	DHS	MD	21234	0
5000745	Community-Based	Therapeutic Group Homes	The Children's Guild, Inc.	Childrens Guild Kanner House DHMH		DHMH	Therapeutic Group Home	8	8	12	18	no data	Baltimore	DHS	MD	21215	5
5000747	Community-Based	Therapeutic Group Homes	The Children's Guild, Inc.	Childrens Guild Debuskey House DHMH		DHMH	Therapeutic Group Home	8	8	12	18	no data	Baltimore	DHS	MD	21215	6
5077998	Community-Based	Therapeutic Group Homes	The Children's Guild, Inc.			DHS	CPA: Treatment Foster Care	59	no data	0	20	no data	Baltimore	DHS	MD	21215	60
5024766	Community-Based	Residential Child Care Program (Group Ho	Woods Services	The Woods Group Home		OOS	RCC: Large Group Home		10	0	20	no data	Langhorne	DHS	PA	19047	1

Agency Provider ID	Category	Subcategory	Organization Name	Provider Name	License Num.	License Agency	License Type	Agency Cap.	License Cap.	Age From	Age To	Provider Address	City	Juris.	State	ZIP	No. of Plcmnts
133	Community-Based	Residential Child Care Program (Group Homes)	Group Home	Hearts & Homes for Youth - John C. Tracey Grp Home							635, Maryland Ave	635, Maryland Ave	Rockville	Montgomery	MD	20850	4
134	Community-Based	Residential Child Care Program (Group Homes)	Therapeutic Group Home	Hearts & Homes for Youth- Mary's Mount Manor TGH							25, Marys Mount Rd	25, Marys Mount Rd	Harwood	Anne Arundel	MD	20776	1
139	Community-Based	Independent Living	Independent Living	National Center for Children and Families - Future Bound Independent Living							309, Congressional Lane	309, Congressional Lane	Rockville	Montgomery	MD	20852	1
144	Community-Based	Residential Child Care Program (Group Homes)	Group Home	The Board of Child Care - Group Home - Semi-Independent Living							3300, Gaither Road #5	3300, Gaither Road #5	Baltimore	Baltimore County	MD	21244	3
147	Community-Based	Residential Child Care Program (Group Homes)	Group Home	Cedar Ridge Ministries - Cedar Ridge - Jordan House Group Home							12146, Cedar Ridge Children's Home	12146, Cedar Ridge Children's Home	Williamsport	Washington	MD	21795	7
196	Community-Based	Residential Child Care Program (Group Homes)	Group Home	Hearts & Homes for Youth - Jump Start Transitional Boy's Home							4109, Queensbury Road	4109, Queensbury Road	Hyattsville	Prince George's	MD	20781	2

Agency Provider ID	Category	Subcategory	Organization Name	Provider Name	License Num.	License Agency	License Type	Agency Cap.	License Cap.	Age From	Age To	Provider Address	City	Juris.	State	ZIP	No. of Plcmnts
220	Community-Based	Residential Child Care Program (Group Homes)	Group Home	Oak Hill House-US Fellowship Inc.							12806, Independence Road	12806, Independence Road	Clear Spring	Washington	MD	21722	8
222	Community-Based	Residential Child Care Program (Group Homes)	Group Home	Our House Youth Home							19715, Zion Road	19715, Zion Road	Brookeville	Montgomery	MD	20833	6
238	Community-Based	Residential Child Care Program (Group Homes)	Group Home	Children's Resources - Shiningtree Childrens' Home							21328, Mount Aetna Road	21328, Mount Aetna Road	Hagerstown	Washington	MD	21741	8
243	Community-Based	Residential Child Care Program (Group Homes)	Group Home	St Ann's Infant and Maternity Home - Group Home							4901, Eastern Ave	4901, Eastern Ave	Hyattsville	Prince George's	MD	20782	1
399	Community-Based	Independent Living	Independent Living	New Pathways- Independence Plus							110, West Road, Suite 430	110, West Road, Suite 430	Baltimore	Baltimore County	MD	21204	3
434	Community-Based	Residential Child Care Program (Group Homes)	Therapeutic Group Home	Cedar Ridge Ministries - Cedar Ridge - Faith Cottage - Therapeutic Group Home							12146, Cedar Ridge Road	12146, Cedar Ridge Road	Williamsport	Washington	MD	21795	11

Agency Provider ID	Category	Subcategory	Organization Name	Provider Name	License Num.	License Agency	License Type	Agency Cap.	License Cap.	Age From	Age To	Provider Address	City	Juris.	State	ZIP	No. of Plcmnts
1412777	Community-Based	Residential Child Care Program (Group Homes)	Group Home	ARC of Washington County-Foundations - Children's Residential Services (CRS)							343,S. Potomac Street	343,S. Potomac Street	Hagertown	Washington	MD	21740	5
1430691	Community-Based	Independent Living	Independent Living	Hearts and Homes - Damamli Independent Living Prog for Pregnant and Teen Mother							3919,National Drive , Suite 400	3919,National Drive , Suite 400	Burtonsville	Prince George's	MD	20866	2
1447169	Community-Based	Residential Child Care Program (Group Homes)	Therapeutic Group Home	Hearts and Homes - Avis Birely Therapeutic Group Home							11320,Schuykill Rd.	11320,Schuykill Rd.	Rockville	Montgomery	MD	20852	7
1457419	Community-Based	Residential Child Care Program (Group Homes)	Therapeutic Group Home	Children's Home Transitions-High Intensity Group Home - DETP							205,Bloomsbury Avenue	205,Bloomsbury Avenue	Catonsville	Baltimore County	MD	21228	1
1869318	Community-Based	Residential Child Care Program (Group Homes)	Group Home	Maryland Salem Children's Trust Group Home							605, Salem Dr.	605,Salem Dr.	Frostburg	Allegany	MD	21532	7
2462164	Community-Based	Independent Living	Independent Living	Jumoke - Independent Living							1100,Bolton Street	1100,Bolton Street	Baltimore	Baltimore City	MD	21201	3

Agency Provider ID	Category	Subcategory	Organization Name	Provider Name	License Num.	License Agency	License Type	Agency Cap.	License Cap.	Age From	Age To	Provider Address	City	Juris.	State	ZIP	No. of Plcmnts
2573719	Community-Based	Residential Child Care Program (Group Homes)	Group Home	One Love Group Home - Building Communities Today for Tomorrow							5301, St. Georges Avenue	5301, St. Georges Avenue	Baltimore City	Baltimore City	MD	21212	5
2700730	Community-Based	Independent Living	Independent Living	Mentor Maryland - Baltimore - Independent Living							1540, Caton Center Drive	1540, Caton Center Drive	Baltimore	Baltimore County	MD	21227	1
2700915	Community-Based	Independent Living	Independent Living	Mentor Maryland - Salisbury - Independent Living							620, Naylor Mill Road	620, Naylor Mill Road	Salisbury	Wicomico	MD	21801	3
2874271	Community-Based	Residential Child Care Program (Group Homes)	Group Home	Jumoke - Group Homes							1100, Bolton Street	1100, Bolton Street	Baltimore	Baltimore City	MD	21201	1
3021350	Community-Based	Residential Child Care Program (Group Homes)	Therapeutic Group Home	The Board of Child Care - High Intensity Group Home							3300, Gaither Road #5	3300, Gaither Road #5	Baltimore	Baltimore County	MD	21244	7
3172946	Community-Based	Residential Child Care Program (Group Homes)	Group Home	MAGIC - Purnell Drive							2633, Purnell Drive	2633, Purnell Drive	Baltimore	Baltimore County	MD	21207	1
	Community-Based	CSLA/PS	THE ARC BALTIMORE			DDA						7215 YORK ROAD	BALTIMORE	Baltimore	MD	21212	2



Agency Provider ID	Category	Subcategory	Organization Name	Provider Name	License Num.	License Agency	License Type	Agency Cap.	License Cap.	Age From	Age To	Provider Address	City	Juris.	State	ZIP	No. of Plcmnts
	Community-Based	CSLA/PS	THE ARC BALTIMORE			DDA						7215 YORK ROAD	BALTIMORE	Baltimore	MD	21212	2
	Community-Based	CSLA/PS	THE ARC BALTIMORE			DDA						7215 YORK ROAD	BALTIMORE	Baltimore	MD	21212	1
	Community-Based	CSLA/PS	THE ARC BALTIMORE			DDA						7215 YORK ROAD	BALTIMORE	Baltimore	MD	21212	1
	Community-Based	CSLA/PS	THE ARC BALTIMORE			DDA						7215 YORK ROAD	BALTIMORE	Baltimore	MD	21212	2
	Community-Based	CSLA/PS	THE ARC BALTIMORE			DDA						7215 YORK ROAD	BALTIMORE	Howard	MD	21212	1
	Community-Based	CSLA/PS	ABILITIES NETWORK			DDA						8503 LASALLE RD	TOWSON	Baltimore	MD	21286	1
	Community-Based	CSLA/PS	EMERGE			DDA						9180 RUMSEY RD	COLUMBIA	Howard	MD	21045	2
	Community-Based	CSLA/PS	UNIFIED COMMUNITY CONNECTIONS (UC2)			DDA						11350 MCCORMICK RD	HUNT VALLEY	Frederick	MD	21031	1
	Community-Based	CSLA/PS	FIDELITY RESOURCE S INC.			DDA						1018 CROMWELL BRIDGE RD	TOWSON	Baltimore	MD	21286	1
	Community-Based	CSLA/PS	FIDELITY RESOURCE S INC.			DDA						1018 CROMWELL BRIDGE RD	TOWSON	Baltimore	MD	21286	1
	Community-Based	CSLA/PS	FIDELITY RESOURCE S INC.			DDA						1018 CROMWELL BRIDGE RD	TOWSON	Baltimore	MD	21286	2
	Community-Based	CSLA/PS	DOVE POINTE RESIDENTIAL SVC			DDA						P.O. BOX 1610	SALISBURY	Wicomico	MD	21804	1
	Community-Based	CSLA/PS	BAY SHORE SERVICES, INC.			DDA						1235 PEMBERTON DRIVE	SALISBURY	Wicomico	MD	21801	2

Agency Provider ID	Category	Subcategory	Organization Name	Provider Name	License Num.	License Agency	License Type	Agency Cap.	License Cap.	Age From	Age To	Provider Address	City	Juris.	State	ZIP	No. of Plcmnts
	Community-Based	CSLA/PS	ARC OF SOUTHERN MARYLAND INC			DDA						PO BOX 1860	PRINCE FREDERICK	Calvert	MD	20678	2
	Community-Based	CSLA/PS	ARC OF SOUTHERN MARYLAND INC			DDA						PO BOX 1860	PRINCE FREDERICK	Calvert	MD	20678	1
	Community-Based	CSLA/PS	ARC OF SOUTHERN MARYLAND INC			DDA						PO BOX 1860	PRINCE FREDERICK	Charles	MD	20678	2
	Community-Based	CSLA/PS	ARC OF SOUTHERN MARYLAND INC			DDA						PO BOX 1860	PRINCE FREDERICK	Calvert	MD	20678	2
	Community-Based	CSLA/PS	MELWOOD HORTICULTURAL TRAINING CENTER			DDA						5606 DOWER HOUSE ROAD	UPPER MARLBORO	Prince George's	MD	20772	2
	Community-Based	CSLA/PS	ARC OF MONTGOMERY COUNTY INC			DDA						11600 NEBEL STREET	ROCKVILLE	Montgomery	MD	20852	4
	Community-Based	CSLA/PS	ARC OF MONTGOMERY COUNTY INC			DDA						11600 NEBEL STREET	ROCKVILLE	Montgomery	MD	20852	1
	Community-Based	CSLA/PS	ARC OF PRINCE GEORGES CO INC			DDA						1401 MCCORMICK DRIVE	LARGO	Prince George's	MD	20774	2
	Community-Based	CSLA/PS	LT JOSEPH P KENNEDY INSTIT			DDA						801 BUCHANAN STREET NE	WASHINGTON	Montgomery	DC	20017	2
	Community-Based	CSLA/PS	LT JOSEPH P KENNEDY INSTIT			DDA						801 BUCHANAN STREET NE	WASHINGTON	Montgomery	DC	20017	2
	Community-Based	CSLA/PS	LT JOSEPH P KENNEDY INSTIT			DDA						801 BUCHANAN STREET NE	WASHINGTON	Montgomery	DC	20017	2
	Community-Based	CSLA/PS	JEWISH SOCIAL SERVICE AGENCY			DDA						200 WOODHILL ROAD	ROCKVILLE	Montgomery	MD	20850	2

Agency Provider ID	Category	Subcategory	Organization Name	Provider Name	License Num.	License Agency	License Type	Agency Cap.	License Cap.	Age From	Age To	Provider Address	City	Juris.	State	ZIP	No. of Plcmnts
	Community-Based	CSLA/PS	COMMUNITY SUPPORT SERVICES			DDA						9075 COMPRINT COURT	GAITHERSBURG	Montgomery	MD	20877	2
	Community-Based	CSLA/PS	COMMUNITY SUPPORT SERVICES			DDA						9075 COMPRINT COURT	GAITHERSBURG	Montgomery	MD	20877	4
	Community-Based	CSLA/PS	COMMUNITY SUPPORT SERVICES			DDA						9075 COMPRINT COURT	GAITHERSBURG	Montgomery	MD	20877	2
	Community-Based	CSLA/PS	COMMUNITY SUPPORT SERVICES			DDA						9075 COMPRINT COURT	GAITHERSBURG	Montgomery	MD	20877	1
	Community-Based	CSLA/PS	COMMUNITY SUPPORT SERVICES			DDA						9075 COMPRINT COURT	GAITHERSBURG	Montgomery	MD	20877	2
	Community-Based	CSLA/PS	COMMUNITY SUPPORT SERVICES			DDA						9075 COMPRINT COURT	GAITHERSBURG	Montgomery	MD	20877	2
	Community-Based	CSLA/PS	COMMUNITY SUPPORT SERVICES			DDA						9075 COMPRINT COURT	GAITHERSBURG	Montgomery	MD	20877	2
	Community-Based	CSLA/PS	BAY COMMUNITY SUPPORT SERVICES, INC.			DDA						3168 BRAVERTON STREET	EDGEWATER	Anne Arundel	MD	21037	1
	Community-Based	CSLA/PS	BAY COMMUNITY SUPPORT SERVICES, INC.			DDA						3168 BRAVERTON STREET	EDGEWATER	St. Mary	MD	21037	2
	Community-Based	CSLA/PS	NATIONAL CHILDRENS CENTER			DDA						8757 GEORGIA AVENUE	SILVER SPRING	Montgomery	MD	20910	2
	Community-Based	CSLA/PS	LIVING HOPE, INC.			DDA						7610 VICAR STREET	NEW CARROLLTON,	Prince George's	MD	20784	2
	Community-Based	CSLA/PS	LIVING HOPE, INC.			DDA						7610 VICAR STREET	NEW CARROLLTON,	Montgomery	MD	20784	2
	Community-Based	CSLA/PS	SOCIAL HEALTH SERVICES GROUP INC			DDA						7304 LOANDA DRIVE	UPPER MARLBORO	Howard	MD	20772	1

Agency Provider ID	Category	Subcategory	Organization Name	Provider Name	License Num.	License Agency	License Type	Agency Cap.	License Cap.	Age From	Age To	Provider Address	City	Juris.	State	ZIP	No. of Plcmnts
	Community-Based	CSLA/PS	INCLUSION SERVICES INC.			DDA						229 WASHINGTON BOULEVARD	LAUREL	Montgomery	MD	20707	2
	Community-Based	CSLA/PS	INCLUSION SERVICES INC.			DDA						229 WASHINGTON BOULEVARD	LAUREL	Montgomery	MD	20707	4
	Community-Based	CSLA/PS	INCLUSION SERVICES INC.			DDA						229 WASHINGTON BOULEVARD	LAUREL	Montgomery	MD	20707	2
	Community-Based	CSLA/PS	IHCOS CARE ASSOCIATES, INC			DDA						12719 GORMAN CIRCLE	BOYDS	Montgomery	MD	20841	2
	Community-Based	CSLA/PS	IHCOS CARE ASSOCIATES, INC			DDA						12719 GORMAN CIRCLE	BOYDS	Montgomery	MD	20841	1
	Community-Based	CSLA/PS	COMMUNITY LIVING INC			DDA						620-B RESEARCH COURT	FREDERICK	Frederick	MD	21703	1
	Community-Based	CSLA/PS	COMMUNITY LIVING INC			DDA						620-B RESEARCH COURT	FREDERICK	Frederick	MD	21703	1
	Community-Based	CSLA/PS	ARC/WASHINGTON CO.			DDA						820 FLORIDA AVENUE	HAGERSTOWN	Allegany	MD	21740	2
	Community-Based	CSLA/PS	ARC/WASHINGTON CO.			DDA						820 FLORIDA AVENUE	HAGERSTOWN	Washington	MD	21740	2
	Community-Based	CSLA/PS	ARC OF CARROLL COUNTY INC			DDA						180 KRIDERS CHURCH ROAD	WESTMINSTER	Carroll	MD	21158	2
	Community-Based	CSLA/PS	ARC OF CARROLL COUNTY INC			DDA						180 KRIDERS CHURCH ROAD	WESTMINSTER	Carroll	MD	21158	1
	Community-Based	CSLA/PS	ARC OF CARROLL COUNTY INC			DDA						180 KRIDERS CHURCH ROAD	WESTMINSTER	Carroll	MD	21158	2
	Community-Based	CSLA/PS	CHANGE, INC.			DDA						115 STONER AVENUE	WESTMINSTER	Carroll	MD	21157	2

Agency Provider ID	Category	Subcategory	Organization Name	Provider Name	License Num.	License Agency	License Type	Agency Cap.	License Cap.	Age From	Age To	Provider Address	City	Juris.	State	ZIP	No. of Plcmnts
	Community-Based	CSLA/PS	TARGET COMMUNITY AND EDUCATIONAL SERVICES			DDA						111 STONER AVENUE	WESTMINSTER	Carroll	MD	21157	2
	Community-Based	RES: ALU	LINWOOD CENTER, INC.			DDA						3421 MARTHA BUSH DRIVE	ELLCOTT CITY	Howard	MD	21043	1
	Community-Based	RES: ALU	LANGTON GREEN			DDA						3016 ARUNDEL ON THE BAY RD	ANNAPOLIS	Anne Arundel	MD	21403	1
	Community-Based	RES: ALU	THE ARC BALTIMORE			DDA						7215 YORK ROAD	BALTIMORE	Baltimore	MD	21212	1
	Community-Based	RES: ALU	THE ARC BALTIMORE			DDA						7215 YORK ROAD	BALTIMORE	Baltimore	MD	21212	1
	Community-Based	RES: ALU	PROGRESS UNLIMITED			DDA						11431 CRONHILL DRIVE	OWINGS MILLS	Baltimore	MD	21117	1
	Community-Based	RES: ALU	FORWARD VISIONS			DDA						120 COCKEYSVILLE ROAD	HUNT VALLEY	Baltimore	MD	21030	1
	Community-Based	RES: ALU	CBAI/NCIA			DDA						7222 AMBASSADOR ROAD	WINDSOR MILL	Baltimore	MD	21244	1
	Community-Based	RES: ALU	STARFLIGHT ENTERPRISE INC			DDA						8930 OLD ANNAPOLIS ROAD	COLUMBIA	Howard	MD	21045	2
	Community-Based	RES: ALU	CREATIVE OPTIONS			DDA						9411 PHILADELPHIA ROAD	ROSEDALE	Baltimore	MD	21237	1
	Community-Based	RES: ALU	CREATIVE OPTIONS			DDA						9411 PHILADELPHIA ROAD	ROSEDALE	Baltimore	MD	21237	1
	Community-Based	RES: ALU	SHURA			DDA						116 SLADE AVENUE	PIKESVILLE	Baltimore	MD	21208	1
	Community-Based	RES: ALU	CENTER FOR SOCIAL CHANGE			DDA						6600 AMBERTON DRIVE	ELKRIDGE	Baltimore	MD	21075	1

Agency Provider ID	Category	Subcategory	Organization Name	Provider Name	License Num.	License Agency	License Type	Agency Cap.	License Cap.	Age From	Age To	Provider Address	City	Juris.	State	ZIP	No. of Plcmnts
	Community-Based	RES: ALU	INNOVATIVE SERVICES, INC.			DDA						300 REDLAND COURT	OWINGS MILLS	Baltimore	MD	21117	1
	Community-Based	RES: ALU	LIVING SANS FRONTIERES, INC.			DDA						7124 ABMASSADOR ROAD	WINDSOR MILL	Baltimore	MD	21244	1
	Community-Based	RES: ALU	LIVING SANS FRONTIERES, INC.			DDA						7124 ABMASSADOR ROAD	WINDSOR MILL	Baltimore	MD	21244	1
	Community-Based	RES: ALU	LIVING SANS FRONTIERES, INC.			DDA						7124 ABMASSADOR ROAD	WINDSOR MILL	Baltimore	MD	21244	2
	Community-Based	RES: ALU	LIVING SANS FRONTIERES, INC.			DDA						7124 ABMASSADOR ROAD	WINDSOR MILL	Baltimore	MD	21244	1
	Community-Based	RES: ALU	EROSUN INC.			DDA						1045 TAYLOR AVENUE	TOWSON	Baltimore	MD	21286	1
	Community-Based	RES: ALU	EROSUN INC.			DDA						1045 TAYLOR AVENUE	TOWSON	Baltimore	MD	21286	1
	Community-Based	RES: ALU	EROSUN INC.			DDA						1045 TAYLOR AVENUE	TOWSON	Baltimore	MD	21286	1
	Community-Based	RES: ALU	DESTINY'S GROUP HOME, INC			DDA						2230 GARRISON BLVD	BALTIMORE	Baltimore	MD	21216	1
	Community-Based	RES: ALU	RESIDENTIAL ADVOCACY REACHING EXCELLENCE, INC.			DDA						4101 DAYLILY DRIVE	OWINGS MILLS	Baltimore	MD	21117	2
	Community-Based	RES: ALU	STANDARD INTEGRATED SUPPORTS, INC			DDA						10220 S. DOLFIELD ROAD	OWINGS MILLS	Baltimore	MD	21117	1
	Community-Based	RES: ALU	KENT CENTER INC.			DDA						215 SCHEELER ROAD	CHESTERTOWN	Kent	MD	21620	1
	Community-Based	RES: ALU	SOMERSET COMMUNITY			DDA						P.O. BOX 18	MARION	Wicomico	MD	21804	1

Agency Provider ID	Category	Subcategory	Organization Name	Provider Name	License Num.	License Agency	License Type	Agency Cap.	License Cap.	Age From	Age To	Provider Address	City	Juris.	State	ZIP	No. of Plcmnts
			SERVICES, INC.														
	Community-Based	RES: ALU	DOVE POINTE RESIDENTIAL SVC			DDA						P.O. BOX 1610	SALISBURY	Wicomico	MD	21804	1
	Community-Based	RES: ALU	CSAAC			DDA						8615 EAST VILLAGE AVENUE	MONTGOMERY VILLAGE	Montgomery	MD	20886	2
	Community-Based	RES: ALU	VOCA CORPORATION			DDA						9901 LINN STATION ROAD	LOUISVILLE	Prince George's	KY	40223	2
	Community-Based	RES: ALU	COMMUNITY SUPPORT SERVICES			DDA						9075 COMPRINT COURT	GAITHERSBURG	Montgomery	MD	20877	2
	Community-Based	RES: ALU	LIVING HOPE, INC.			DDA						7610 VICAR STREET	NEW CARROLLTON,	Prince George's	MD	20784	2
	Community-Based	RES: ALU	SOCIAL HEALTH SERVICES GROUP INC			DDA						7304 LOANDA DRIVE	UPPER MARLBORO	Howard	MD	20772	1
	Community-Based	RES: ALU	POOL OF BETHESDA COMMUNITY SERVICES, INC.			DDA						5020 SUNNYSIDE AVENUE	BELTSVILLE	Baltimore	MD	20705	2
	Community-Based	RES: ALU	POOL OF BETHESDA COMMUNITY SERVICES, INC.			DDA						5020 SUNNYSIDE AVENUE	BELTSVILLE	Baltimore	MD	20705	1
	Community-Based	RES: ALU	POOL OF BETHESDA COMMUNITY SERVICES, INC.			DDA						5020 SUNNYSIDE AVENUE	BELTSVILLE	Baltimore	MD	20705	1
	Community-Based	RES: ALU	COMMUNITY OPTIONS, INC			DDA						200 GRANT AVENUE	PHILADELPHIA	Montgomery	PA	19115	1
	Community-Based	RES: ALU	COMMUNITY OPTIONS, INC			DDA						200 GRANT AVENUE	PHILADELPHIA	Montgomery	PA	19115	2

Agency Provider ID	Category	Subcategory	Organization Name	Provider Name	License Num.	License Agency	License Type	Agency Cap.	License Cap.	Age From	Age To	Provider Address	City	Juris.	State	ZIP	No. of Plcmnts
	Community-Based	RES: ALU	WAY STATION			DDA						P.O. BOX 3826	FREDERICK	Frederick	MD	21705	2
	Community-Based	RES: GH	ATHELAS INSTITUTE			DDA						9104 RED BRANCH RD.	COLUMBIA	Howard	MD	21045	1
	Community-Based	RES: GH	A.C.C./F.X. GALLAGHER			DDA						2520 POT SPRING RD	TIMONIUM	Baltimore	MD	21093	1
	Community-Based	RES: GH	CHIMES INC.			DDA						4815 SETON DRIVE	BALTIMORE	Baltimore	MD	21215	1
	Community-Based	RES: GH	KENT CENTER INC.			DDA						215 SCHEELER ROAD	CHESTERTOWN	Kent	MD	21620	4
	Community-Based	RES: GH	CHESAPEAKE GROUP HOMES			DDA						P.O. BOX 1906	EASTON	Talbot	MD	21601	1
	Community-Based	RES: GH	SOMERSET COMMUNITY SERVICES, INC.			DDA						P.O. BOX 18	MARION	Somerset	MD	21804	1
	Community-Based	RES: GH	DOVE POINTE RESIDENTIAL SVC			DDA						P.O. BOX 1610	SALISBURY	Wicomico	MD	21804	1
	Community-Based	RES: GH	SECOND FAMILY ADULT HOMES, INC			DDA						6911 LAUREL BOWIE ROAD, SUITE 203	BOWIE	Prince George's	MD	20715	1
	Community-Based	RES: GH	SECOND FAMILY ADULT HOMES, INC			DDA						6911 LAUREL BOWIE ROAD, SUITE 203	BOWIE	Prince George's	MD	20715	1
	Community-Based	RES: GH	V & T RESIDENTIAL SERVICES			DDA						15401 DOVEHEART LANE	BOWIE	Prince George's	MD	20721	1
	Community-Based	RES: GH	ACIDD MARYLAND			DDA						300 THOMAS DRIVE	LAUREL	Prince George's	MD	20707	2
	Community-Based	RES: GH	COMMUNITY OPTIONS, INC			DDA						200 GRANT AVENUE	PHILADELPHIA	Montgomery	PA	19115	1



Agency Provider ID	Category	Subcategory	Organization Name	Provider Name	License Num.	License Agency	License Type	Agency Cap.	License Cap.	Age From	Age To	Provider Address	City	Juris.	State	ZIP	No. of Plcmnts
	Community-Based	RES: GH	ARC/WASHINGTON CO.			DDA						820 FLORIDA AVENUE	HAGERSTOWN	Washington	MD	21740	1
	Community-Based	RES: GH	ARC/WASHINGTON CO.			DDA						820 FLORIDA AVENUE	HAGERSTOWN	Washington	MD	21740	2
	Community-Based	RES: GH	ARC/WASHINGTON CO.			DDA						820 FLORIDA AVENUE	HAGERSTOWN	Washington	MD	21740	1
	Community-Based	RES: GH	WASHINGTON COUNTY HUMAN DEVELOPMENT COUNCIL			DDA						433 BREWER AVENUE	HAGERSTOWN	Washington	MD	21740	1
5000487	Family Home Settings	Treatment Foster Care (Private)	Arrow Child & Family Ministries of Maryland, Inc.	Arrow Child & Family - CPA TFC Baltimore		DHS	CPA: Treatment Foster Care	54	Unlimited	0	18	no data	Baltimore	DHS	MD	21234	50
5000503	Family Home Settings	Treatment Foster Care (Private)	Arrow Child & Family Ministries of Maryland, Inc.			DHS	CPA: Treatment Foster Care	54	Unlimited	0	18	no data	Edgewood	DHS	MD	21040	50
5000513	Family Home Settings	Treatment Foster Care (Private)	Arrow Child & Family Ministries of Maryland, Inc.			DHS	CPA: Treatment Foster Care	54	Unlimited	0	18	no data	Baltimore	DHS	MD	21206	50
5000522	Family Home Settings	Treatment Foster Care (Private)	Arrow Child & Family Ministries of Maryland, Inc.			DHS	CPA: Treatment Foster Care	54	Unlimited	0	18	no data	Glen Burnie	DHS	MD	21060	50
5000541	Family Home Settings	Treatment Foster Care (Private)	Arrow Child & Family Ministries of Maryland, Inc.			DHS	CPA: Treatment Foster Care	no data	no data	no data	no data	no data	Salisbury	DHS	MD	21801	0
5023485	Family Home Settings	Treatment Foster Care (Private)	Arrow Child & Family Ministries of Maryland, Inc.			DHS	CPA: Treatment Foster Care	54	Unlimited	0	18	no data	Baltimore	DHS	MD	21218	50

Agency Provider ID	Category	Subcategory	Organization Name	Provider Name	License Num.	License Agency	License Type	Agency Cap.	License Cap.	Age From	Age To	Provider Address	City	Juris.	State	ZIP	No. of Plcmnts
5023519	Family Home Settings	Treatment Foster Care (Private)	Arrow Child & Family Ministries of Maryland, Inc.			DHS	CPA: Treatment Foster Care	90	Unlimited	0	20	no data	Aberdeen	DHS	MD	21001	64
5023595	Family Home Settings	Treatment Foster Care (Private)	Arrow Child & Family Ministries of Maryland, Inc.			DHS	CPA: Treatment Foster Care	90	no data	0	20	no data	Baltimore	DHS	MD	21239	64
5023836	Family Home Settings	Treatment Foster Care (Private)	Arrow Child & Family Ministries of Maryland, Inc.			DHS	CPA: Treatment Foster Care	54	no data	0	18	no data	Windsor Mill	DHS	MD	21244	50
5023839	Family Home Settings	Treatment Foster Care (Private)	Arrow Child & Family Ministries of Maryland, Inc.			DHS	CPA: Treatment Foster Care	1	no data	0	20	no data	Woodlawn	DHS	MD	21207	0
5029830	Family Home Settings	Treatment Foster Care (Private)	Arrow Child & Family Ministries of Maryland, Inc.			DHS	CPA: Treatment Foster Care	53	Unlimited	0	20	no data	Crisfield	DHS	MD	21817	25
5030097	Family Home Settings	Treatment Foster Care (Private)	Arrow Child & Family Ministries of Maryland, Inc.	Arrow Child & Family - CPA TFC Salisbury		DHS	CPA: Treatment Foster Care	3	8	0	20	no data	Salisbury	DHS	MD	21801	1
5030472	Family Home Settings	Treatment Foster Care (Private)	Arrow Child & Family Ministries of Maryland, Inc.			DHS	RCC: Small Group Home	7	Unlimited	14	18	no data	Cambridge	DHS	MD	21613	7
5031840	Family Home Settings	Treatment Foster Care (Private)	Arrow Child & Family Ministries of Maryland, Inc.			DHS	CPA: Treatment Foster Care	25	Unlimited	0	18	no data	Delmar	DHS	MD	21875	9
5031841	Family Home Settings	Treatment Foster Care (Private)	Arrow Child & Family Ministries of Maryland, Inc.			DHS	CPA: Treatment Foster Care	25	1	0	18	no data	Salisbury	DHS	MD	21801	9

Agency Provider ID	Category	Subcategory	Organization Name	Provider Name	License Num.	License Agency	License Type	Agency Cap.	License Cap.	Age From	Age To	Provider Address	City	Juris.	State	ZIP	No. of Plcmnts
5031851	Family Home Settings	Treatment Foster Care (Private)	Arrow Child & Family Ministries of Maryland, Inc.			DHS	CPA: Treatment Foster Care	54	Unlimited	0	18	no data	Salisbury	DHS	MD	21804	50
5031882	Family Home Settings	Treatment Foster Care (Private)	Arrow Child & Family Ministries of Maryland, Inc.			DHS	CPA: Treatment Foster Care	49	no data	0	20	no data	Edgewood	DHS	MD	21040	39
5032099	Family Home Settings	Treatment Foster Care (Private)	Arrow Child & Family Ministries of Maryland, Inc.			DHS	CPA: Treatment Foster Care	49	no data	0	20	no data	Baltimore	DHS	MD	21229	39
5035378	Family Home Settings	Treatment Foster Care (Private)	Arrow Child & Family Ministries of Maryland, Inc.			DHS	CPA: Treatment Foster Care	10	Unlimited	0	20	no data	Baltimore	DHS	MD	21234	6
5036773	Family Home Settings	Treatment Foster Care (Private)	Arrow Child & Family Ministries of Maryland, Inc.			DHS	CPA: Treatment Foster Care	no data	no data	no data	no data	no data	Abingdon	DHS	MD	21009	0
5045470	Family Home Settings	Treatment Foster Care (Private)	Arrow Child & Family Ministries of Maryland, Inc.			DHS	CPA: Treatment Foster Care	no data	no data	no data	no data	no data	Baltimore	DHS	MD	21206	0
5054539	Family Home Settings	Treatment Foster Care (Private)	Arrow Child & Family Ministries of Maryland, Inc.			DHS	CPA: Treatment Foster Care	25	Unlimited	0	18	no data	Windsor Mill	DHS	MD	21244	9
5054540	Family Home Settings	Treatment Foster Care (Private)	Arrow Child & Family Ministries of Maryland, Inc.			DHS	CPA: Treatment Foster Care	45	4	0	20	no data	Salisbury	DHS	MD	21801	38
5058688	Family Home Settings	Treatment Foster Care (Private)	Arrow Child & Family Ministries of Maryland, Inc.			DHS	CPA: Treatment Foster Care	54	5	0	18	no data	Owings Mills	DHS	MD	21117	50

Agency Provider ID	Category	Subcategory	Organization Name	Provider Name	License Num.	License Agency	License Type	Agency Cap.	License Cap.	Age From	Age To	Provider Address	City	Juris.	State	ZIP	No. of Plcmnts
5058689	Family Home Settings	Treatment Foster Care (Private)	Arrow Child & Family Ministries of Maryland, Inc.			DHS	CPA: Treatment Foster Care	no data	no data	no data	no data	no data	Baltimore	DHS	MD	21218	0
5059544	Family Home Settings	Treatment Foster Care (Private)	Arrow Child & Family Ministries of Maryland, Inc.			DHS	CPA: Treatment Foster Care	79	no data	0	20	no data	Manchester	DHS	MD	21102	42
5059794	Family Home Settings	Treatment Foster Care (Private)	Arrow Child & Family Ministries of Maryland, Inc.			DHS	CPA: Treatment Foster Care	23	no data	0	20	no data	Baltimore	DHS	MD	21239	8
5062017	Family Home Settings	Treatment Foster Care (Private)	Arrow Child & Family Ministries of Maryland, Inc.			DHS	CPA: Treatment Foster Care	93	no data	0	20	no data	Bel Air	DHS	MD	21014	90
5065941	Family Home Settings	Treatment Foster Care (Private)	Arrow Child & Family Ministries of Maryland, Inc.			DHS	CPA: Treatment Foster Care	no data	no data	no data	no data	no data	Bowie	DHS	MD	20720	0
5065942	Family Home Settings	Treatment Foster Care (Private)	Arrow Child & Family Ministries of Maryland, Inc.			DHS	CPA: Treatment Foster Care	no data	no data	no data	no data	no data	Laurel	DHS	MD	20724	0
5070898	Family Home Settings	Treatment Foster Care (Private)	Arrow Child & Family Ministries of Maryland, Inc.			DHS	CPA: Treatment Foster Care	no data	no data	no data	no data	no data	Baltimore	DHS	MD	21218	0
5072685	Family Home Settings	Treatment Foster Care (Private)	Arrow Child & Family Ministries of Maryland, Inc.			DHS	CPA: Treatment Foster Care	no data	no data	no data	no data	no data	Randallstown	DHS	MD	21133	0
5074260	Family Home Settings	Treatment Foster Care (Private)	Arrow Child & Family Ministries of Maryland, Inc.			DHS	CPA: Treatment Foster Care	49	no data	0	20	no data	Randallstown	DHS	MD	21133	39

Agency Provider ID	Category	Subcategory	Organization Name	Provider Name	License Num.	License Agency	License Type	Agency Cap.	License Cap.	Age From	Age To	Provider Address	City	Juris.	State	ZIP	No. of Plcmnts
5077198	Family Home Settings	Treatment Foster Care (Private)	Arrow Child & Family Ministries of Maryland, Inc.			DHS	CPA: Treatment Foster Care	54	Unlimited	0	18	no data	Cockeysville	DHS	MD	21030	50
5077782	Family Home Settings	Treatment Foster Care (Private)	Arrow Child & Family Ministries of Maryland, Inc.			DHS	CPA: Treatment Foster Care	54	Unlimited	0	18	no data	Owings Mills	DHS	MD	21117	50
5079207	Family Home Settings	Treatment Foster Care (Private)	Arrow Child & Family Ministries of Maryland, Inc.			DHS	CPA: Treatment Foster Care	54	no data	0	18	no data	Fruitland	DHS	MD	21816	50
5080470	Family Home Settings	Treatment Foster Care (Private)	Arrow Child & Family Ministries of Maryland, Inc.			DHS	CPA: Treatment Foster Care	54	no data	0	18	no data	Pikesville	DHS	MD	21208	50
5081353	Family Home Settings	Treatment Foster Care (Private)	Arrow Child & Family Ministries of Maryland, Inc.			DHS	CPA: Treatment Foster Care	no data	Unlimited	no data	no data	no data	Baltimore	DHS	MD	21229	0
5081675	Family Home Settings	Treatment Foster Care (Private)	Arrow Child & Family Ministries of Maryland, Inc.			DHS	CPA: Treatment Foster Care	no data	no data	no data	no data	no data	Hyattsville	DHS	MD	20785	0
5081680	Family Home Settings	Treatment Foster Care (Private)	Arrow Child & Family Ministries of Maryland, Inc.			DHS	CPA: Treatment Foster Care	no data	no data	no data	no data	no data	Essex	DHS	MD	21221	0
5081933	Family Home Settings	Treatment Foster Care (Private)	Arrow Child & Family Ministries of Maryland, Inc.			DHS	CPA: Treatment Foster Care	54	no data	0	18	no data	Joppa	DHS	MD	21085	50
5082177	Family Home Settings	Treatment Foster Care (Private)	Arrow Child & Family Ministries of Maryland, Inc.			DHS	CPA: Treatment Foster Care	no data	no data	no data	no data	no data	Salisbury	DHS	MD	21801	0

Agency Provider ID	Category	Subcategory	Organization Name	Provider Name	License Num.	License Agency	License Type	Agency Cap.	License Cap.	Age From	Age To	Provider Address	City	Juris.	State	ZIP	No. of Plcmnts
5083229	Family Home Settings	Treatment Foster Care (Private)	Arrow Child & Family Ministries of Maryland, Inc.			DHS	CPA: Treatment Foster Care	no data	no data	no data	no data	no data	Brooklyn	DHS	MD	21225	0
5083311	Family Home Settings	Treatment Foster Care (Private)	Arrow Child & Family Ministries of Maryland, Inc.			DHS	CPA: Treatment Foster Care	no data	no data	no data	no data	no data	Baltimore	DHS	MD	21206	0
5083627	Family Home Settings	Treatment Foster Care (Private)	Arrow Child & Family Ministries of Maryland, Inc.			DHS	CPA: Treatment Foster Care	no data	no data	no data	no data	no data	Edgewood	DHS	MD	21040	0
5000553	Family Home Settings	Treatment Foster Care (Private)	Associated Catholic Charities Inc.	Associated Catholic Charities, TFC, Baltimore		DHS	CPA: Treatment Foster Care	56	no data	0	21	no data	Baltimore	DHS	MD	21218	22
5000558	Family Home Settings	Treatment Foster Care (Private)	Associated Catholic Charities Inc.			DHS	CPA: Treatment Foster Care	56	no data	0	21	no data	Street	DHS	MD	21154	22
5000563	Family Home Settings	Treatment Foster Care (Private)	Associated Catholic Charities Inc.			DHS	CPA: Treatment Foster Care	no data	no data	no data	no data	no data	Nottingham	DHS	MD	21237	0
5000571	Family Home Settings	Treatment Foster Care (Private)	Associated Catholic Charities Inc.			DHS	CPA: Treatment Foster Care	no data	no data	no data	no data	no data	Baltimore	DHS	MD	21218	0
5000583	Family Home Settings	Treatment Foster Care (Private)	Associated Catholic Charities Inc.			DHS	CPA: Treatment Foster Care	56	no data	0	21	no data	Baltimore	DHS	MD	21223	22
5000584	Family Home Settings	Treatment Foster Care (Private)	Associated Catholic Charities Inc.			DHS	CPA: Treatment Foster Care	56	no data	0	21	no data	Gwynn Oak	DHS	MD	21207	22

Agency Provider ID	Category	Subcategory	Organization Name	Provider Name	License Num.	License Agency	License Type	Agency Cap.	License Cap.	Age From	Age To	Provider Address	City	Juris.	State	ZIP	No. of Plcmnts
5000585	Family Home Settings	Treatment Foster Care (Private)	Associated Catholic Charities Inc.			DHS	CPA: Treatment Foster Care	no data	no data	no data	no data	no data	Pikesville	DHS	MD	21208	0
5000590	Family Home Settings	Treatment Foster Care (Private)	Associated Catholic Charities Inc.			DHS	CPA: Treatment Foster Care	no data	no data	no data	no data	no data	Pylesville	DHS	MD	21132	0
5000594	Family Home Settings	Treatment Foster Care (Private)	Associated Catholic Charities Inc.			DHS	CPA: Treatment Foster Care	no data	no data	no data	no data	no data	Baltimore	DHS	MD	21205	0
5000601	Family Home Settings	Treatment Foster Care (Private)	Associated Catholic Charities Inc.			DHS	CPA: Treatment Foster Care	no data	no data	no data	no data	no data	Baltimore	DHS	MD	21208	0
5000608	Family Home Settings	Treatment Foster Care (Private)	Associated Catholic Charities Inc.			DHS	CPA: Treatment Foster Care	no data	no data	no data	no data	no data	Joppa	DHS	MD	21085	0
5000610	Family Home Settings	Treatment Foster Care (Private)	Associated Catholic Charities Inc.			DHS	CPA: Treatment Foster Care	no data	no data	no data	no data	no data	Street	DHS	MD	21154	0
5000624	Family Home Settings	Treatment Foster Care (Private)	Associated Catholic Charities Inc.			DHS	CPA: Treatment Foster Care	no data	no data	no data	no data	no data	Baltimore	DHS	MD	21218	0
5020276	Family Home Settings	Treatment Foster Care (Private)	Associated Catholic Charities Inc.			DHS	RCC: Small Group Home	6	5	11	17	no data	Aberdeen	DHS	MD	21001	5
5022940	Family Home Settings	Treatment Foster Care (Private)	Associated Catholic Charities Inc.			DHS	CPA: Treatment Foster Care	no data	no data	no data	no data	no data	Baltimore	DHS	MD	21206	0

Agency Provider ID	Category	Subcategory	Organization Name	Provider Name	License Num.	License Agency	License Type	Agency Cap.	License Cap.	Age From	Age To	Provider Address	City	Juris.	State	ZIP	No. of Plcmnts
5023013	Family Home Settings	Treatment Foster Care (Private)	Associated Catholic Charities Inc.			DHS	CPA: Treatment Foster Care	56	no data	0	21	no data	Bel Air	DHS	MD	21015	22
5023018	Family Home Settings	Treatment Foster Care (Private)	Associated Catholic Charities Inc.			DHS	CPA: Treatment Foster Care	28	no data	0	20	no data	Baltimore	DHS	MD	21244	20
5024124	Family Home Settings	Treatment Foster Care (Private)	Associated Catholic Charities Inc.			DHS	CPA: Treatment Foster Care	79	Unlimited	0	20	no data	Baltimore	DHS	MD	21207	42
5031744	Family Home Settings	Treatment Foster Care (Private)	Associated Catholic Charities Inc.			DHS	CPA: Treatment Foster Care	no data	Unlimited	no data	no data	no data	Laurel	DHS	MD	20724	0
5031747	Family Home Settings	Treatment Foster Care (Private)	Associated Catholic Charities Inc.			DHS	CPA: Treatment Foster Care	no data	no data	no data	no data	no data	Baltimore	DHS	MD	21216	0
5031767	Family Home Settings	Treatment Foster Care (Private)	Associated Catholic Charities Inc.			DHS	CPA: Treatment Foster Care	54	4	0	18	no data	Pikesville	DHS	MD	21208	50
5040672	Family Home Settings	Treatment Foster Care (Private)	Associated Catholic Charities Inc.			DHS	CPA: Treatment Foster Care	93	no data	0	20	no data	Parkville	DHS	MD	21234	90
5043662	Family Home Settings	Treatment Foster Care (Private)	Associated Catholic Charities Inc.			DHS	CPA: Treatment Foster Care	no data	no data	no data	no data	no data	Baltimore	DHS	MD	21218	0
5044839	Family Home Settings	Treatment Foster Care (Private)	Associated Catholic Charities Inc.			DHS	CPA: Treatment Foster Care	28	no data	0	20	no data	Edgewood	DHS	MD	21040	20



Agency Provider ID	Category	Subcategory	Organization Name	Provider Name	License Num.	License Agency	License Type	Agency Cap.	License Cap.	Age From	Age To	Provider Address	City	Juris.	State	ZIP	No. of Plcmnts
5046931	Family Home Settings	Treatment Foster Care (Private)	Associated Catholic Charities Inc.			DHS	CPA: Treatment Foster Care	49	no data	0	20	no data	Baltimore	DHS	MD	21229	39
5051346	Family Home Settings	Treatment Foster Care (Private)	Associated Catholic Charities Inc.			DHS	CPA: Treatment Foster Care	no data	no data	no data	no data	no data	Baltimore	DHS	MD	21244	0
5055433	Family Home Settings	Treatment Foster Care (Private)	Associated Catholic Charities Inc.			DHS	CPA: Treatment Foster Care	47	no data	0	20	no data	Baltimore	DHS	MD	21214	31
5057677	Family Home Settings	Treatment Foster Care (Private)	Associated Catholic Charities Inc.			DHS	CPA: Treatment Foster Care	6	no data	0	20	no data	Baltimore	DHS	MD	21206	6
5059791	Family Home Settings	Treatment Foster Care (Private)	Associated Catholic Charities Inc.			DHS	CPA: Treatment Foster Care	54	no data	0	18	no data	Forest Hill	DHS	MD	21050	50
5060289	Family Home Settings	Treatment Foster Care (Private)	Associated Catholic Charities Inc.			DHS	CPA: Treatment Foster Care	1	Unlimited	0	20	no data	Baltimore	DHS	MD	21209	0
5075736	Family Home Settings	Treatment Foster Care (Private)	Associated Catholic Charities Inc.			DHS	CPA: Treatment Foster Care	no data	Unlimited	no data	no data	no data	Baltimore	DHS	MD	21207	0
5076041	Family Home Settings	Treatment Foster Care (Private)	Associated Catholic Charities Inc.			DHS	CPA: Treatment Foster Care	no data	Unlimited	no data	no data	no data	Baltimore	DHS	MD	21236	0
5076422	Family Home Settings	Treatment Foster Care (Private)	Associated Catholic Charities Inc.			DHS	CPA: Treatment Foster Care	no data	no data	no data	no data	no data	Woodstock	DHS	MD	21163	0

Agency Provider ID	Category	Subcategory	Organization Name	Provider Name	License Num.	License Agency	License Type	Agency Cap.	License Cap.	Age From	Age To	Provider Address	City	Juris.	State	ZIP	No. of Plcmnts
5081236	Family Home Settings	Treatment Foster Care (Private)	Associated Catholic Charities Inc.			DHS	CPA: Treatment Foster Care	no data	Unlimited	no data	no data	no data	Glen Burnie	DHS	MD	21061	0
5001420	Family Home Settings	Treatment Foster Care (Private)	Baltimore Adolescent Treatment Guidance Organization, Inc.	Baltimore Adolescent Treatment Guidance Organization CPA		DHS	CPA: Treatment Foster Care	24	3	14	20	no data	Baltimore	DHS	MD	21215	19
5024802	Family Home Settings	Treatment Foster Care (Private)	Baltimore Adolescent Treatment Guidance Organization, Inc.			DHS	CPA: Treatment Foster Care	24	no data	14	20	no data	Edgewood	DHS	MD	21040	19
5024804	Family Home Settings	Treatment Foster Care (Private)	Baltimore Adolescent Treatment Guidance Organization, Inc.			DHS	CPA: Treatment Foster Care	24	no data	14	20	no data	Baltimore	DHS	MD	21239	19
5024813	Family Home Settings	Treatment Foster Care (Private)	Baltimore Adolescent Treatment Guidance Organization, Inc.			DHS	CPA: Treatment Foster Care	no data	no data	no data	no data	no data	Gwynn Oak	DHS	MD	21207	0
5024819	Family Home Settings	Treatment Foster Care (Private)	Baltimore Adolescent Treatment Guidance Organization, Inc.			DHS	CPA: Treatment Foster Care	24	no data	14	20	no data	Baltimore	DHS	MD	21206	19
5024820	Family Home Settings	Treatment Foster Care (Private)	Baltimore Adolescent Treatment Guidance Organization, Inc.			DHS	CPA: Treatment Foster Care	24	no data	14	20	no data	Baltimore	DHS	MD	21212	19
5024822	Family Home Settings	Treatment Foster Care (Private)	Baltimore Adolescent Treatment Guidance Organization, Inc.			DHS	RCC: Small Group Home	6	2	16	20	no data	Baltimore	DHS	MD	21207	6
5070063	Family Home Settings	Treatment Foster Care (Private)	Baltimore Adolescent Treatment Guidance Organization, Inc.			DHS	CPA: Treatment Foster Care	no data	no data	no data	no data	no data	Baltimore	DHS	MD	21229	0

Agency Provider ID	Category	Subcategory	Organization Name	Provider Name	License Num.	License Agency	License Type	Agency Cap.	License Cap.	Age From	Age To	Provider Address	City	Juris.	State	ZIP	No. of Plcmnts
5075328	Family Home Settings	Treatment Foster Care (Private)	Baltimore Adolescent Treatment Guidance Organization, Inc.			DHS	CPA: Treatment Foster Care	no data	no data	no data	no data	no data	Baltimore	DHS	MD	21229	0
5077228	Family Home Settings	Treatment Foster Care (Private)	Baltimore Adolescent Treatment Guidance Organization, Inc.			DHS	CPA: Treatment Foster Care	24	Unlimited	14	20	no data	Gwynn Oak	DHS	MD	21207	19
5078550	Family Home Settings	Treatment Foster Care (Private)	Baltimore Adolescent Treatment Guidance Organization, Inc.			DHS	CPA: Treatment Foster Care	24	no data	14	20	no data	Baltimore	DHS	MD	21218	19
5081659	Family Home Settings	Treatment Foster Care (Private)	Baltimore Adolescent Treatment Guidance Organization, Inc.			DHS	CPA: Treatment Foster Care	no data	Unlimited	no data	no data	no data	Windsor Mill	DHS	MD	21244	0
5082172	Family Home Settings	Treatment Foster Care (Private)	Baltimore Adolescent Treatment Guidance Organization, Inc.			DHS	CPA: Treatment Foster Care	no data	no data	no data	no data	no data	Baltimore	DHS	MD	21208	0
5082627	Family Home Settings	Treatment Foster Care (Private)	Baltimore Adolescent Treatment Guidance Organization, Inc.			DHS	CPA: Treatment Foster Care	no data	no data	no data	no data	no data	Windsor Mill	DHS	MD	21244	0
5082915	Family Home Settings	Treatment Foster Care (Private)	Baltimore Adolescent Treatment Guidance Organization, Inc.			DHS	CPA: Treatment Foster Care	no data	no data	no data	no data	no data	Pikesville	DHS	MD	21208	0
5000663	Family Home Settings	Treatment Foster Care (Private)	Board of Child Care of the United Methodist Church, Incorporated			DHS	CPA: Treatment Foster Care	10	Unlimited	0	20	no data	Baltimore	DHS	MD	21215	6
5034286	Family Home Settings	Treatment Foster Care (Private)	Board of Child Care of the United Methodist Church,			DHS	CPA: Treatment Foster Care	10	no data	0	20	no data	Linthicum	DHS	MD	21090	6

Agency Provider ID	Category	Subcategory	Organization Name	Provider Name	License Num.	License Agency	License Type	Agency Cap.	License Cap.	Age From	Age To	Provider Address	City	Juris.	State	ZIP	No. of Plcmnts
5034815	Family Home Settings	Treatment Foster Care (Private)	Incorporated Board of Child Care of the United Methodist Church, Incorporated			DHS	CPA: Treatment Foster Care	no data	no data	no data	no data	no data	Randallstown	DHS	MD	21133	0
5035385	Family Home Settings	Treatment Foster Care (Private)	Incorporated Board of Child Care of the United Methodist Church, Incorporated			DHS	CPA: Treatment Foster Care	no data	Unlimited	no data	no data	no data	Pikesville	DHS	MD	21208	0
5050405	Family Home Settings	Treatment Foster Care (Private)	Incorporated Board of Child Care of the United Methodist Church, Incorporated			DHS	CPA: Treatment Foster Care	90	Unlimited	0	20	no data	Upper Marlboro	DHS	MD	20772	64
5057950	Family Home Settings	Treatment Foster Care (Private)	Incorporated Board of Child Care of the United Methodist Church, Incorporated			DHS	CPA: Treatment Foster Care	no data	no data	no data	no data	no data	White Plains	DHS	MD	20695	0
5060582	Family Home Settings	Treatment Foster Care (Private)	Incorporated Board of Child Care of the United Methodist Church, Incorporated			DHS	CPA: Treatment Foster Care	3	no data	no data	no data	no data	Prince Frederick	DHS	MD	20678	2
5066570	Family Home Settings	Treatment Foster Care (Private)	Incorporated Board of Child Care of the United Methodist Church, Incorporated			DHS	CPA: Treatment Foster Care	6	Unlimited	0	20	no data	Upper Marlboro	DHS	MD	20772	1
5077786	Family Home Settings	Treatment Foster Care (Private)	Incorporated Board of Child Care of the United Methodist Church, Incorporated			DHS	CPA: Treatment Foster Care	10	Unlimited	0	20	no data	Mechanicsville	DHS	MD	20659	6
5022902	Family Home Settings	Treatment Foster Care (Private)	Building Families for Children			DHS	CPA: Treatment Foster Care	49	10	0	20	no data	Windor Mill	DHS	MD	21244	39

Agency Provider ID	Category	Subcategory	Organization Name	Provider Name	License Num.	License Agency	License Type	Agency Cap.	License Cap.	Age From	Age To	Provider Address	City	Juris.	State	ZIP	No. of Plcmts
5022911	Family Home Settings	Treatment Foster Care (Private)	Building Families for Children			DHS	CPA: Treatment Foster Care	49	Unlimited	0	20	no data	Baltimore	DHS	MD	21225	39
5022913	Family Home Settings	Treatment Foster Care (Private)	Building Families for Children			DHS	CPA: Treatment Foster Care	49	Unlimited	0	20	no data	Randallstown	DHS	MD	21133	39
5022924	Family Home Settings	Treatment Foster Care (Private)	Building Families for Children			DHS	CPA: Treatment Foster Care	49	no data	0	20	no data	Catonsville	DHS	MD	21228	39
5022925	Family Home Settings	Treatment Foster Care (Private)	Building Families for Children			DHS	CPA: Treatment Foster Care	no data	no data	no data	no data	no data	Westminster	DHS	MD	21158	0
5032097	Family Home Settings	Treatment Foster Care (Private)	Building Families for Children			DHS	CPA: Treatment Foster Care	54	no data	0	18	no data	Landover	DHS	MD	20785	50
5032105	Family Home Settings	Treatment Foster Care (Private)	Building Families for Children			DHS	CPA: Treatment Foster Care	no data	no data	no data	no data	no data	Catonsville	DHS	MD	21218	0
5035862	Family Home Settings	Treatment Foster Care (Private)	Building Families for Children			DHS	CPA: Treatment Foster Care	no data	Unlimited	no data	no data	no data	Owings Mills	DHS	MD	21117	0
5042115	Family Home Settings	Treatment Foster Care (Private)	Building Families for Children			DHS	CPA: Treatment Foster Care	30	Unlimited	0	21	no data	Gwynn Oak	DHS	MD	21207	18
5043352	Family Home Settings	Treatment Foster Care (Private)	Building Families for Children			DHS	CPA: Treatment Foster Care	no data	Unlimited	no data	no data	no data	Baltimore	DHS	MD	21229	0

Agency Provider ID	Category	Subcategory	Organization Name	Provider Name	License Num.	License Agency	License Type	Agency Cap.	License Cap.	Age From	Age To	Provider Address	City	Juris.	State	ZIP	No. of Plcmnts
5046936	Family Home Settings	Treatment Foster Care (Private)	Building Families for Children			DHS	CPA: Treatment Foster Care	42	Unlimited	1	20	no data	Germantown	DHS	MD	20876	44
5047932	Family Home Settings	Treatment Foster Care (Private)	Building Families for Children			DHS	CPA: Treatment Foster Care	37	no data	0	20	no data	Halethorpe	DHS	MD	21227	28
5048568	Family Home Settings	Treatment Foster Care (Private)	Building Families for Children			DHS	CPA: Treatment Foster Care	42	Unlimited	1	20	no data	Baltimore	DHS	MD	21206	44
5054315	Family Home Settings	Treatment Foster Care (Private)	Building Families for Children			DHS	CPA: Treatment Foster Care	42	no data	1	20	no data	Baltimore	DHS	MD	21206	44
5060290	Family Home Settings	Treatment Foster Care (Private)	Building Families for Children			DHS	CPA: Treatment Foster Care	42	Unlimited	1	20	no data	Baltimore	DHS	MD	21218	44
5068067	Family Home Settings	Treatment Foster Care (Private)	Building Families for Children			DHS	CPA: Treatment Foster Care	no data	no data	no data	no data	no data	Annapolis	DHS	MD	21409	0
5070362	Family Home Settings	Treatment Foster Care (Private)	Building Families for Children	Building Families for Children TFC Columbia		DHS	CPA: Treatment Foster Care	no data	no data	no data	no data	no data	Columbia	DHS	MD	21046	0
5071114	Family Home Settings	Treatment Foster Care (Private)	Building Families for Children			DHS	CPA: Treatment Foster Care	no data	no data	no data	no data	no data	Clinton	DHS	MD	20735	0
5073756	Family Home Settings	Treatment Foster Care (Private)	Building Families for Children			DHS	CPA: Treatment Foster Care	no data	no data	no data	no data	no data	Poolesville	DHS	MD	20837	0

Agency Provider ID	Category	Subcategory	Organization Name	Provider Name	License Num.	License Agency	License Type	Agency Cap.	License Cap.	Age From	Age To	Provider Address	City	Juris.	State	ZIP	No. of Plcmts
5074263	Family Home Settings	Treatment Foster Care (Private)	Building Families for Children			DHS	CPA: Treatment Foster Care	no data	no data	no data	no data	no data	Owings Mills	DHS	MD	21117	0
5076078	Family Home Settings	Treatment Foster Care (Private)	Building Families for Children			DHS	CPA: Treatment Foster Care	no data	no data	no data	no data	no data	Glen Burnie	DHS	MD	21061	0
5076080	Family Home Settings	Treatment Foster Care (Private)	Building Families for Children			DHS	CPA: Treatment Foster Care	no data	no data	no data	no data	no data	Gwynn Oak	DHS	MD	21207	0
5077374	Family Home Settings	Treatment Foster Care (Private)	Building Families for Children			DHS	CPA: Treatment Foster Care	no data	7	no data	no data	no data	Odenton	DHS	MD	21113	0
5077796	Family Home Settings	Treatment Foster Care (Private)	Building Families for Children			DHS	CPA: Treatment Foster Care	49	no data	0	20	no data	Columbia	DHS	MD	21045	39
5081232	Family Home Settings	Treatment Foster Care (Private)	Building Families for Children			DHS	CPA: Treatment Foster Care	no data	Unlimited	no data	no data	no data	Upper Marlboro	DHS	MD	20772	0
5083325	Family Home Settings	Treatment Foster Care (Private)	Building Families for Children			DHS	CPA: Treatment Foster Care	no data	no data	no data	no data	no data	Laurel	DHS	MD	20708	0
5001499	Family Home Settings	Treatment Foster Care (Private)	CONCERN - Professional for Children and Youth, Inc	CONCERN Lanham CPA		DHS	CPA: Treatment Foster Care	45	20	0	20	no data	Lanham	DHS	MD	20706	38
5023984	Family Home Settings	Treatment Foster Care (Private)	CONCERN - Professional for Children and Youth, Inc			DHS	CPA: Treatment Foster Care	13	Unlimited	0	20	no data	Clinton	DHS	MD	20735	6

Agency Provider ID	Category	Subcategory	Organization Name	Provider Name	License Num.	License Agency	License Type	Agency Cap.	License Cap.	Age From	Age To	Provider Address	City	Juris.	State	ZIP	No. of Plcmnts
5023995	Family Home Settings	Treatment Foster Care (Private)	CONCERN - Professional for Children and Youth, Inc			DHS	CPA: Treatment Foster Care	45	Unlimited	0	20	no data	Fortt Washington	DHS	MD	20744	38
5024002	Family Home Settings	Treatment Foster Care (Private)	CONCERN - Professional for Children and Youth, Inc			DHS	CPA: Treatment Foster Care	13	Unlimited	0	20	no data	Capital Heights	DHS	MD	20743	6
5024005	Family Home Settings	Treatment Foster Care (Private)	CONCERN - Professional for Children and Youth, Inc			DHS	CPA: Treatment Foster Care	1	Unlimited	0	20	no data	Bowie	DHS	MD	20716	1
5024025	Family Home Settings	Treatment Foster Care (Private)	CONCERN - Professional for Children and Youth, Inc			DHS	CPA: Treatment Foster Care	45	Unlimited	0	20	no data	Silver Spring	DHS	MD	20902	38
5024047	Family Home Settings	Treatment Foster Care (Private)	CONCERN - Professional for Children and Youth, Inc			DHS	CPA: Treatment Foster Care	13	Unlimited	0	20	no data	Waldorf	DHS	MD	20602	6
5024048	Family Home Settings	Treatment Foster Care (Private)	CONCERN - Professional for Children and Youth, Inc			DHS	CPA: Treatment Foster Care	45	Unlimited	0	20	no data	Upper Marlboro	DHS	MD	20774	38
5024049	Family Home Settings	Treatment Foster Care (Private)	CONCERN - Professional for Children and Youth, Inc			DHS	CPA: Treatment Foster Care	no data	Unlimited	no data	no data	no data	Upper Marlboro	DHS	MD	20774	0
5040880	Family Home Settings	Treatment Foster Care (Private)	CONCERN - Professional for Children and Youth, Inc			DHS	CPA: Treatment Foster Care	no data	Unlimited	no data	no data	no data	Lanham	DHS	MD	20706	0
5040883	Family Home Settings	Treatment Foster Care (Private)	CONCERN - Professional for Children and Youth, Inc			DHS	CPA: Treatment Foster Care	no data	Unlimited	no data	no data	no data	Clinton	DHS	MD	20735	0



Agency Provider ID	Category	Subcategory	Organization Name	Provider Name	License Num.	License Agency	License Type	Agency Cap.	License Cap.	Age From	Age To	Provider Address	City	Juris.	State	ZIP	No. of Plcmnts
5042202	Family Home Settings	Treatment Foster Care (Private)	CONCERN - Professional for Children and Youth, Inc.			DHS	CPA: Treatment Foster Care	no data	Unlimited	no data	no data	no data	Clinton	DHS	MD	20735	0
5044623	Family Home Settings	Treatment Foster Care (Private)	CONCERN - Professional for Children and Youth, Inc.			DHS	CPA: Treatment Foster Care	no data	Unlimited	no data	no data	no data	Lusby	DHS	MD	20657	0
5054547	Family Home Settings	Treatment Foster Care (Private)	CONCERN - Professional for Children and Youth, Inc.			DHS	CPA: Treatment Foster Care	38	Unlimited	0	20	no data	Capital Heights	DHS	MD	20743	28
5063273	Family Home Settings	Treatment Foster Care (Private)	CONCERN - Professional for Children and Youth, Inc.			DHS	CPA: Treatment Foster Care	no data	no data	no data	no data	no data	Clinton	DHS	MD	20735	0
5067027	Family Home Settings	Treatment Foster Care (Private)	CONCERN - Professional for Children and Youth, Inc.			DHS	CPA: Treatment Foster Care	no data	no data	no data	no data	no data	Laurel	DHS	MD	20708	0
5068146	Family Home Settings	Treatment Foster Care (Private)	CONCERN - Professional for Children and Youth, Inc.			DHS	CPA: Treatment Foster Care	no data	no data	no data	no data	no data	Upper Marlboro	DHS	MD	20774	0
5074931	Family Home Settings	Treatment Foster Care (Private)	CONCERN - Professional for Children and Youth, Inc.			DHS	CPA: Treatment Foster Care	no data	no data	no data	no data	no data	Silver Spring	DHS	MD	20901	0
5075737	Family Home Settings	Treatment Foster Care (Private)	CONCERN - Professional for Children and Youth, Inc.			DHS	CPA: Treatment Foster Care	no data	no data	no data	no data	no data	Bowie	DHS	MD	20715	0
5077321	Family Home Settings	Treatment Foster Care (Private)	CONCERN - Professional for Children and Youth, Inc.			DHS	CPA: Treatment Foster Care	no data	no data	no data	no data	no data	Rockville	DHS	MD	20851	0

Agency Provider ID	Category	Subcategory	Organization Name	Provider Name	License Num.	License Agency	License Type	Agency Cap.	License Cap.	Age From	Age To	Provider Address	City	Juris.	State	ZIP	No. of Plcmnts
5083313	Family Home Settings	Treatment Foster Care (Private)	CONCERN - Professional for Children and Youth, Inc.			DHS	CPA: Treatment Foster Care	no data	no data	no data	no data	no data	Upper Marlboro	DHS	MD	20772	0
5001490	Family Home Settings	Treatment Foster Care (Private)	Foundations for Home and Community, Inc.	Foundations For Home and Community CPA - TFC		DHS	CPA: Treatment Foster Care	90	9	0	20	no data	Lanham	DHS	MD	20706	64
5023384	Family Home Settings	Treatment Foster Care (Private)	Foundations for Home and Community, Inc.			DHS	CPA: Treatment Foster Care	38	no data	0	21	no data	Brandywine	DHS	MD	20613	27
5023478	Family Home Settings	Treatment Foster Care (Private)	Foundations for Home and Community, Inc.			DHS	CPA: Treatment Foster Care	90	no data	0	20	no data	Bowie	DHS	MD	20716	64
5023481	Family Home Settings	Treatment Foster Care (Private)	Foundations for Home and Community, Inc.			DHS	CPA: Treatment Foster Care	90	Unlimited	0	20	no data	Ft Washington	DHS	MD	20744	64
5023484	Family Home Settings	Treatment Foster Care (Private)	Foundations for Home and Community, Inc.			DHS	CPA: Treatment Foster Care	54	Unlimited	0	18	no data	Indian Head	DHS	MD	20640	50
5023546	Family Home Settings	Treatment Foster Care (Private)	Foundations for Home and Community, Inc.			DHS	CPA: Treatment Foster Care	90	no data	0	20	no data	Forestville	DHS	MD	20747	64
5023576	Family Home Settings	Treatment Foster Care (Private)	Foundations for Home and Community, Inc.			DHS	CPA: Treatment Foster Care	54	no data	0	18	no data	Cheltenham	DHS	MD	20623	50
5023632	Family Home Settings	Treatment Foster Care (Private)	Foundations for Home and Community, Inc.			DHS	CPA: Treatment Foster Care	90	Unlimited	0	20	no data	Ft Washington	DHS	MD	20744	64

Agency Provider ID	Category	Subcategory	Organization Name	Provider Name	License Num.	License Agency	License Type	Agency Cap.	License Cap.	Age From	Age To	Provider Address	City	Juris.	State	ZIP	No. of Plcmnts
5023637	Family Home Settings	Treatment Foster Care (Private)	Foundations for Home and Community, Inc.			DHS	CPA: Treatment Foster Care	90	Unlimited	0	20	no data	Landover	DHS	MD	20785	64
5023640	Family Home Settings	Treatment Foster Care (Private)	Foundations for Home and Community, Inc.			DHS	CPA: Treatment Foster Care	90	no data	0	20	no data	Bowie	DHS	MD	20721	64
5023644	Family Home Settings	Treatment Foster Care (Private)	Foundations for Home and Community, Inc.			DHS	CPA: Treatment Foster Care	90	no data	0	20	no data	Lanham	DHS	MD	20706	64
5023673	Family Home Settings	Treatment Foster Care (Private)	Foundations for Home and Community, Inc.			DHS	CPA: Treatment Foster Care	90	Unlimited	0	20	no data	Bowie	DHS	MD	20720	64
5023707	Family Home Settings	Treatment Foster Care (Private)	Foundations for Home and Community, Inc.			DHS	CPA: Treatment Foster Care	90	no data	0	20	no data	Ft Washington	DHS	MD	20744	64
5023714	Family Home Settings	Treatment Foster Care (Private)	Foundations for Home and Community, Inc.			DHS	CPA: Treatment Foster Care	90	no data	0	20	no data	Upper Marlboro	DHS	MD	20772	64
5023768	Family Home Settings	Treatment Foster Care (Private)	Foundations for Home and Community, Inc.			DHS	CPA: Treatment Foster Care	90	no data	0	20	no data	Landover	DHS	MD	20785	64
5023787	Family Home Settings	Treatment Foster Care (Private)	Foundations for Home and Community, Inc.			DHS	CPA: Treatment Foster Care	90	no data	0	20	no data	Temple Hills	DHS	MD	20748	64
5023790	Family Home Settings	Treatment Foster Care (Private)	Foundations for Home and Community, Inc.			DHS	CPA: Treatment Foster Care	38	no data	0	21	no data	Waldorf	DHS	MD	20601	27

Agency Provider ID	Category	Subcategory	Organization Name	Provider Name	License Num.	License Agency	License Type	Agency Cap.	License Cap.	Age From	Age To	Provider Address	City	Juris.	State	ZIP	No. of Plcmnts
5033765	Family Home Settings	Treatment Foster Care (Private)	Foundations for Home and Community, Inc.			DHS	CPA: Treatment Foster Care	90	Unlimited	0	20	no data	Suitland	DHS	MD	20746	64
5033772	Family Home Settings	Treatment Foster Care (Private)	Foundations for Home and Community, Inc.			DHS	CPA: Treatment Foster Care	90	Unlimited	0	20	no data	Hyattsville	DHS	MD	20784	64
5033783	Family Home Settings	Treatment Foster Care (Private)	Foundations for Home and Community, Inc.			DHS	CPA: Treatment Foster Care	90	Unlimited	0	20	no data	Upper Marlboro	DHS	MD	20772	64
5033785	Family Home Settings	Treatment Foster Care (Private)	Foundations for Home and Community, Inc.			DHS	CPA: Treatment Foster Care	no data	Unlimited	no data	no data	no data	Upper Marlboro	DHS	MD	20772	0
5033840	Family Home Settings	Treatment Foster Care (Private)	Foundations for Home and Community, Inc.			DHS	CPA: Treatment Foster Care	90	Unlimited	0	20	no data	Accokeek	DHS	MD	20607	64
5033847	Family Home Settings	Treatment Foster Care (Private)	Foundations for Home and Community, Inc.			DHS	CPA: Treatment Foster Care	no data	Unlimited	no data	no data	no data	Cheltenham	DHS	MD	20623	0
5035621	Family Home Settings	Treatment Foster Care (Private)	Foundations for Home and Community, Inc.			DHS	CPA: Treatment Foster Care	90	Unlimited	0	20	no data	Baltimore	DHS	MD	21207	64
5035635	Family Home Settings	Treatment Foster Care (Private)	Foundations for Home and Community, Inc.			DHS	CPA: Treatment Foster Care	90	Unlimited	0	20	no data	Brandywine	DHS	MD	20613	64
5035643	Family Home Settings	Treatment Foster Care (Private)	Foundations for Home and Community, Inc.			DHS	CPA: Treatment Foster Care	90	Unlimited	0	20	no data	Ft Washington	DHS	MD	20744	64

Agency Provider ID	Category	Subcategory	Organization Name	Provider Name	License Num.	License Agency	License Type	Agency Cap.	License Cap.	Age From	Age To	Provider Address	City	Juris.	State	ZIP	No. of Plcmnts
5035644	Family Home Settings	Treatment Foster Care (Private)	Foundations for Home and Community, Inc.			DHS	CPA: Treatment Foster Care	no data	Unlimited	no data	no data	no data	Parkville	DHS	MD	21234	0
5039708	Family Home Settings	Treatment Foster Care (Private)	Foundations for Home and Community, Inc.			DHS	CPA: Treatment Foster Care	30	5	0	21	no data	Waldorf	DHS	MD	20601	18
5042580	Family Home Settings	Treatment Foster Care (Private)	Foundations for Home and Community, Inc.			DHS	CPA: Treatment Foster Care	47	no data	no data	no data	no data	Baltimore	DHS	MD	21207	26
5046263	Family Home Settings	Treatment Foster Care (Private)	Foundations for Home and Community, Inc.			DHS	CPA: Treatment Foster Care	no data	no data	no data	no data	no data	Mt Rainier	DHS	MD	20712	0
5048646	Family Home Settings	Treatment Foster Care (Private)	Foundations for Home and Community, Inc.			DHS	CPA: Treatment Foster Care	no data	no data	no data	no data	no data	Crofton	DHS	MD	21114	0
5048648	Family Home Settings	Treatment Foster Care (Private)	Foundations for Home and Community, Inc.			DHS	CPA: Treatment Foster Care	no data	no data	no data	no data	no data	Owings Mills	DHS	MD	21117	0
5050205	Family Home Settings	Treatment Foster Care (Private)	Foundations for Home and Community, Inc.			DHS	CPA: Treatment Foster Care	90	Unlimited	0	20	no data	Baltimore	DHS	MD	21207	64
5050216	Family Home Settings	Treatment Foster Care (Private)	Foundations for Home and Community, Inc.			DHS	CPA: Treatment Foster Care	29	no data	0	20	no data	Germantown	DHS	MD	20874	15
5050545	Family Home Settings	Treatment Foster Care (Private)	Foundations for Home and Community, Inc.			DHS	RCC: Medically Fragile	5	Unlimited	0	20	no data	Baltimore	DHS	MD	21229	5

Agency Provider ID	Category	Subcategory	Organization Name	Provider Name	License Num.	License Agency	License Type	Agency Cap.	License Cap.	Age From	Age To	Provider Address	City	Juris.	State	ZIP	No. of Plcmnts
5055650	Family Home Settings	Treatment Foster Care (Private)	Foundations for Home and Community, Inc.			DHS	CPA: Treatment Foster Care	no data	Unlimited	no data	no data	no data	Mitchellville	DHS	MD	20721	0
5062610	Family Home Settings	Treatment Foster Care (Private)	Foundations for Home and Community, Inc.			DHS	CPA: Treatment Foster Care	no data	Unlimited	no data	no data	no data	Ft Washington	DHS	MD	20744	0
5065527	Family Home Settings	Treatment Foster Care (Private)	Foundations for Home and Community, Inc.			DHS	CPA: Treatment Foster Care	no data	no data	no data	no data	no data	Upper Marlboro	DHS	MD	20772	0
5065584	Family Home Settings	Treatment Foster Care (Private)	Foundations for Home and Community, Inc.			DHS	CPA: Treatment Foster Care	no data	no data	no data	no data	no data	District Heights	DHS	MD	20747	0
5066824	Family Home Settings	Treatment Foster Care (Private)	Foundations for Home and Community, Inc.			DHS	CPA: Treatment Foster Care	no data	no data	no data	no data	no data	Temple Hills	DHS	MD	20748	0
5069059	Family Home Settings	Treatment Foster Care (Private)	Foundations for Home and Community, Inc.			DHS	CPA: Treatment Foster Care	no data	no data	no data	no data	no data	Baltimore	DHS	MD	21216	0
5069783	Family Home Settings	Treatment Foster Care (Private)	Foundations for Home and Community, Inc.			DHS	CPA: Treatment Foster Care	2	no data	0	20	no data	Upper Marlboro	DHS	MD	20774	2
5070143	Family Home Settings	Treatment Foster Care (Private)	Foundations for Home and Community, Inc.			DHS	CPA: Treatment Foster Care	no data	Unlimited	no data	no data	no data	Waldorf	DHS	MD	20601	0
5072024	Family Home Settings	Treatment Foster Care (Private)	Foundations for Home and Community, Inc.			DHS	CPA: Treatment Foster Care	no data	no data	no data	no data	no data	Bryans Road	DHS	MD	20616	0

Agency Provider ID	Category	Subcategory	Organization Name	Provider Name	License Num.	License Agency	License Type	Agency Cap.	License Cap.	Age From	Age To	Provider Address	City	Juris.	State	ZIP	No. of Plcmnts
5072893	Family Home Settings	Treatment Foster Care (Private)	Foundations for Home and Community, Inc.			DHS	CPA: Treatment Foster Care	no data	no data	no data	no data	no data	Hyattsville	DHS	MD	20784	0
5074533	Family Home Settings	Treatment Foster Care (Private)	Foundations for Home and Community, Inc.			DHS	CPA: Treatment Foster Care	no data	no data	no data	no data	no data	Baltimore	DHS	MD	21214	0
5074988	Family Home Settings	Treatment Foster Care (Private)	Foundations for Home and Community, Inc.			DHS	CPA: Treatment Foster Care	no data	no data	no data	no data	no data	Indian Head	DHS	MD	20640	0
5076066	Family Home Settings	Treatment Foster Care (Private)	Foundations for Home and Community, Inc.			DHS	CPA: Treatment Foster Care	no data	no data	no data	no data	no data	Ellicott City	DHS	MD	21043	0
5076906	Family Home Settings	Treatment Foster Care (Private)	Foundations for Home and Community, Inc.			DHS	CPA: Treatment Foster Care	no data	no data	no data	no data	no data	Randallstown	DHS	MD	21133	0
5078324	Family Home Settings	Treatment Foster Care (Private)	Foundations for Home and Community, Inc.			DHS	CPA: Treatment Foster Care	no data	no data	no data	no data	no data	Brandywine	DHS	MD	20613	0
5078326	Family Home Settings	Treatment Foster Care (Private)	Foundations for Home and Community, Inc.			DHS	CPA: Treatment Foster Care	no data	Unlimited	no data	no data	no data	Hyattsville	DHS	MD	20785	0
5078775	Family Home Settings	Treatment Foster Care (Private)	Foundations for Home and Community, Inc.			DHS	CPA: Treatment Foster Care	no data	Unlimited	no data	no data	no data	Bowie	DHS	MD	20716	0
5080429	Family Home Settings	Treatment Foster Care (Private)	Foundations for Home and Community, Inc.			DHS	CPA: Treatment Foster Care	no data	no data	no data	no data	no data	Montgomery Village	DHS	MD	20886	0

Agency Provider ID	Category	Subcategory	Organization Name	Provider Name	License Num.	License Agency	License Type	Agency Cap.	License Cap.	Age From	Age To	Provider Address	City	Juris.	State	ZIP	No. of Plcmnts
5023067	Family Home Settings	Treatment Foster Care (Private)	Good Children in the Making, Inc.			DHS	CPA: Treatment Foster Care	58	no data	0	20	no data	Cheltenham	DHS	MD	20623	49
5044868	Family Home Settings	Treatment Foster Care (Private)	Good Children in the Making, Inc.			DHS	CPA: Treatment Foster Care	no data	no data	no data	no data	no data	Waldorf	DHS	MD	20603	0
5046041	Family Home Settings	Treatment Foster Care (Private)	Good Children in the Making, Inc.			DHS	CPA: Independent Living	7	no data	18	20	no data	Bowie	DHS	MD	20716	3
5056197	Family Home Settings	Treatment Foster Care (Private)	Good Children in the Making, Inc.			DHS	CPA: Treatment Foster Care	47	Unlimited	no data	no data	no data	Bowie	DHS	MD	20716	26
5069061	Family Home Settings	Treatment Foster Care (Private)	Good Children in the Making, Inc.			DHS	CPA: Treatment Foster Care	no data	no data	no data	no data	no data	Glenn Dale	DHS	MD	20769	0
5071326	Family Home Settings	Treatment Foster Care (Private)	Good Children in the Making, Inc.			DHS	CPA: Treatment Foster Care	no data	Unlimited	no data	no data	no data	Clinton	DHS	MD	20735	0
5071327	Family Home Settings	Treatment Foster Care (Private)	Good Children in the Making, Inc.			DHS	CPA: Treatment Foster Care	no data	no data	no data	no data	no data	Clinton	DHS	MD	20735	0
5071750	Family Home Settings	Treatment Foster Care (Private)	Good Children in the Making, Inc.			DHS	CPA: Treatment Foster Care	49	no data	0	20	no data	Clinton	DHS	MD	20735	39
5074932	Family Home Settings	Treatment Foster Care (Private)	Good Children in the Making, Inc.			DHS	CPA: Treatment Foster Care	no data	no data	no data	no data	no data	Hyattsville	DHS	MD	20785	0



Agency Provider ID	Category	Subcategory	Organization Name	Provider Name	License Num.	License Agency	License Type	Agency Cap.	License Cap.	Age From	Age To	Provider Address	City	Juris.	State	ZIP	No. of Plcmnts
5077636	Family Home Settings	Treatment Foster Care (Private)	Good Children in the Making, Inc.			DHS	CPA: Treatment Foster Care	no data	Unlimited	no data	no data	no data	Laurel	DHS	MD	20708	0
5077792	Family Home Settings	Treatment Foster Care (Private)	Good Children in the Making, Inc.			DHS	CPA: Treatment Foster Care	28	no data	0	20	no data	Upper Marlboro	DHS	MD	20772	20
5000800	Family Home Settings	Treatment Foster Care (Private)	Hearts and Homes For Youth, Inc.	Hearts and Homes - Family Ties Treatment Foster Care		DHS	CPA: Treatment Foster Care	23	Unlimited	0	20	no data	Burtonsville	DHS	MD	20866	8
5032289	Family Home Settings	Treatment Foster Care (Private)	Hearts and Homes For Youth, Inc.			DHS	CPA: Treatment Foster Care	1	Unlimited	0	20	no data	Union Bridge	DHS	MD	21791	1
5032298	Family Home Settings	Treatment Foster Care (Private)	Hearts and Homes For Youth, Inc.			DHS	CPA: Treatment Foster Care	23	Unlimited	0	20	no data	Silver Spring	DHS	MD	20904	8
5032304	Family Home Settings	Treatment Foster Care (Private)	Hearts and Homes For Youth, Inc.			DHS	CPA: Treatment Foster Care	38	Unlimited	0	20	no data	Capitol Heights	DHS	MD	20743	28
5057462	Family Home Settings	Treatment Foster Care (Private)	Hearts and Homes For Youth, Inc.			DHS	CPA: Treatment Foster Care	93	no data	0	20	no data	Baltimore	DHS	MD	21244	90
5059815	Family Home Settings	Treatment Foster Care (Private)	Hearts and Homes For Youth, Inc.			DHS	CPA: Treatment Foster Care	42	Unlimited	1	20	no data	Greenbelt	DHS	MD	20770	44
5080745	Family Home Settings	Treatment Foster Care (Private)	Hearts and Homes For Youth, Inc.	Hearts & Homes ILP - 1753 #B Champlain		DHS	CPA: Independent Living	11	no data	16	20	no data	Baltimore	DHS	MD	21207	3

Agency Provider ID	Category	Subcategory	Organization Name	Provider Name	License Num.	License Agency	License Type	Agency Cap.	License Cap.	Age From	Age To	Provider Address	City	Juris.	State	ZIP	No. of Plcmnts
5001587	Family Home Settings	Treatment Foster Care (Private)	Kennedy Krieger Institute, Inc.	Kennedy Krieger TFC Program		DHS	CPA: Treatment Foster Care	38	Unlimited	0	21	no data	Baltimore	DHS	MD	21213	27
5023429	Family Home Settings	Treatment Foster Care (Private)	Kennedy Krieger Institute, Inc.			DHS	CPA: Treatment Foster Care	30	no data	0	21	no data	Baltimore	DHS	MD	21206	18
5023433	Family Home Settings	Treatment Foster Care (Private)	Kennedy Krieger Institute, Inc.			DHS	CPA: Treatment Foster Care	30	no data	0	21	no data	Baltimore	DHS	MD	21214	18
5023455	Family Home Settings	Treatment Foster Care (Private)	Kennedy Krieger Institute, Inc.			DHS	CPA: Treatment Foster Care	30	no data	0	21	no data	Baltimore	DHS	MD	21215	18
5023460	Family Home Settings	Treatment Foster Care (Private)	Kennedy Krieger Institute, Inc.			DHS	CPA: Treatment Foster Care	90	no data	0	20	no data	Baltimore	DHS	MD	21214	64
5023825	Family Home Settings	Treatment Foster Care (Private)	Kennedy Krieger Institute, Inc.			DHS	CPA: Treatment Foster Care	30	no data	0	21	no data	Rosedale	DHS	MD	21237	18
5023830	Family Home Settings	Treatment Foster Care (Private)	Kennedy Krieger Institute, Inc.			DHS	CPA: Treatment Foster Care	54	no data	0	18	no data	Baltimore	DHS	MD	21229	50
5023887	Family Home Settings	Treatment Foster Care (Private)	Kennedy Krieger Institute, Inc.			DHS	CPA: Treatment Foster Care	30	Unlimited	0	21	no data	Baltimore	DHS	MD	21207	18
5023927	Family Home Settings	Treatment Foster Care (Private)	Kennedy Krieger Institute, Inc.			DHS	CPA: Treatment Foster Care	38	Unlimited	0	21	no data	Laurel	DHS	MD	20723	27

Agency Provider ID	Category	Subcategory	Organization Name	Provider Name	License Num.	License Agency	License Type	Agency Cap.	License Cap.	Age From	Age To	Provider Address	City	Juris.	State	ZIP	No. of Plcmnts
5023944	Family Home Settings	Treatment Foster Care (Private)	Kennedy Krieger Institute, Inc.			DHS	CPA: Treatment Foster Care	30	Unlimited	0	21	no data	Baltimore	DHS	MD	21225	18
5023947	Family Home Settings	Treatment Foster Care (Private)	Kennedy Krieger Institute, Inc.			DHS	CPA: Treatment Foster Care	30	Unlimited	0	21	no data	Baltimore	DHS	MD	21215	18
5023948	Family Home Settings	Treatment Foster Care (Private)	Kennedy Krieger Institute, Inc.			DHS	CPA: Treatment Foster Care	38	no data	0	21	no data	Baltimore	DHS	MD	21215	27
5023954	Family Home Settings	Treatment Foster Care (Private)	Kennedy Krieger Institute, Inc.			DHS	CPA: Treatment Foster Care	38	Unlimited	0	21	no data	Baltimore	DHS	MD	21228	27
5023955	Family Home Settings	Treatment Foster Care (Private)	Kennedy Krieger Institute, Inc.			DHS	CPA: Treatment Foster Care	29	Unlimited	0	20	no data	Baltimore	DHS	MD	21212	15
5033249	Family Home Settings	Treatment Foster Care (Private)	Kennedy Krieger Institute, Inc.			DHS	CPA: Treatment Foster Care	37	Unlimited	0	20	no data	Baltimore	DHS	MD	21220	12
5036777	Family Home Settings	Treatment Foster Care (Private)	Kennedy Krieger Institute, Inc.			DHS	CPA: Treatment Foster Care	58	no data	0	20	no data	Owings Mills	DHS	MD	21117	49
5039800	Family Home Settings	Treatment Foster Care (Private)	Kennedy Krieger Institute, Inc.			DHS	CPA: Treatment Foster Care	no data	7	no data	no data	no data	Street	DHS	MD	21154	0
5041871	Family Home Settings	Treatment Foster Care (Private)	Kennedy Krieger Institute, Inc.			DHS	CPA: Treatment Foster Care	no data	no data	no data	no data	no data	Baltimore	DHS	MD	21218	0

Agency Provider ID	Category	Subcategory	Organization Name	Provider Name	License Num.	License Agency	License Type	Agency Cap.	License Cap.	Age From	Age To	Provider Address	City	Juris.	State	ZIP	No. of Plcmts
5042128	Family Home Settings	Treatment Foster Care (Private)	Kennedy Krieger Institute, Inc.			DHS	CPA: Treatment Foster Care	no data	Unlimited	no data	no data	no data	Owings Mills	DHS	MD	21117	0
5044240	Family Home Settings	Treatment Foster Care (Private)	Kennedy Krieger Institute, Inc.			DHS	CPA: Treatment Foster Care	45	Unlimited	0	20	no data	Randallstown	DHS	MD	21133	38
5059417	Family Home Settings	Treatment Foster Care (Private)	Kennedy Krieger Institute, Inc.			DHS	CPA: Treatment Foster Care	no data	no data	no data	no data	no data	Taneytown	DHS	MD	21787	0
5065927	Family Home Settings	Treatment Foster Care (Private)	Kennedy Krieger Institute, Inc.			DHS	CPA: Treatment Foster Care	1	no data	0	20	no data	Baltimore	DHS	MD	21206	1
5066838	Family Home Settings	Treatment Foster Care (Private)	Kennedy Krieger Institute, Inc.			DHS	CPA: Treatment Foster Care	93	no data	0	20	no data	Glen Burnie	DHS	MD	21061	90
5067903	Family Home Settings	Treatment Foster Care (Private)	Kennedy Krieger Institute, Inc.			DHS	CPA: Treatment Foster Care	no data	no data	no data	no data	no data	Baltimore	DHS	MD	21213	0
5070086	Family Home Settings	Treatment Foster Care (Private)	Kennedy Krieger Institute, Inc.			DHS	CPA: Treatment Foster Care	no data	no data	no data	no data	no data	Westminster	DHS	MD	21158	0
5072690	Family Home Settings	Treatment Foster Care (Private)	Kennedy Krieger Institute, Inc.			DHS	CPA: Treatment Foster Care	no data	no data	no data	no data	no data	Randallstown	DHS	MD	21133	0
5073247	Family Home Settings	Treatment Foster Care (Private)	Kennedy Krieger Institute, Inc.			DHS	CPA: Treatment Foster Care	no data	no data	no data	no data	no data	Baltimore	DHS	MD	21215	0

Agency Provider ID	Category	Subcategory	Organization Name	Provider Name	License Num.	License Agency	License Type	Agency Cap.	License Cap.	Age From	Age To	Provider Address	City	Juris.	State	ZIP	No. of Plcmts
5073250	Family Home Settings	Treatment Foster Care (Private)	Kennedy Krieger Institute, Inc.			DHS	CPA: Treatment Foster Care	no data	no data	no data	no data	no data	Baltimore	DHS	MD	21220	0
5075342	Family Home Settings	Treatment Foster Care (Private)	Kennedy Krieger Institute, Inc.			DHS	CPA: Treatment Foster Care	no data	no data	no data	no data	no data	Owings Mills	DHS	MD	21117	0
5075742	Family Home Settings	Treatment Foster Care (Private)	Kennedy Krieger Institute, Inc.			DHS	CPA: Treatment Foster Care	no data	no data	no data	no data	no data	Hampstead	DHS	MD	21074	0
5083387	Family Home Settings	Treatment Foster Care (Private)	Kennedy Krieger Institute, Inc.			DHS	CPA: Treatment Foster Care	no data	no data	no data	no data	no data	Timonium	DHS	MD	21093	0
5023849	Family Home Settings	Treatment Foster Care (Private)	KidsPeace National Centers of North America, Inc.			DHS	CPA: Treatment Foster Care	37	no data	0	20	no data	Baltimore	DHS	MD	21207	12
5033461	Family Home Settings	Treatment Foster Care (Private)	KidsPeace National Centers of North America, Inc.			DHS	CPA: Treatment Foster Care	29	Unlimited	0	20	no data	Severn	DHS	MD	21144	15
5059003	Family Home Settings	Treatment Foster Care (Private)	KidsPeace National Centers of North America, Inc.			DHS	CPA: Treatment Foster Care	no data	Unlimited	no data	no data	no data	Sykesville	DHS	MD	21784	0
5067902	Family Home Settings	Treatment Foster Care (Private)	KidsPeace National Centers of North America, Inc.			DHS	CPA: Treatment Foster Care	no data	no data	no data	no data	no data	District Heights	DHS	MD	20747	0
5069068	Family Home Settings	Treatment Foster Care (Private)	KidsPeace National Centers of North America, Inc.			DHS	CPA: Treatment Foster Care	no data	no data	no data	no data	no data	Laurel	DHS	MD	20707	0

Agency Provider ID	Category	Subcategory	Organization Name	Provider Name	License Num.	License Agency	License Type	Agency Cap.	License Cap.	Age From	Age To	Provider Address	City	Juris.	State	ZIP	No. of Plcmnts
5076849	Family Home Settings	Treatment Foster Care (Private)	KidsPeace National Centers of North America, Inc.			DHS	CPA: Treatment Foster Care	no data	no data	no data	no data	no data	Columbia	DHS	MD	21045	0
5077854	Family Home Settings	Treatment Foster Care (Private)	KidsPeace National Centers of North America, Inc.			DHS	CPA: Treatment Foster Care	no data	no data	no data	no data	no data	Baltimore	DHS	MD	21212	0
5079719	Family Home Settings	Treatment Foster Care (Private)	KidsPeace National Centers of North America, Inc.			DHS	CPA: Treatment Foster Care	no data	3	no data	no data	no data	Baltimore	DHS	MD	21207	0
5001380	Family Home Settings	Treatment Foster Care (Private)	MENTOR Maryland, Inc.	MENTOR Maryland - Lanham		DHS	CPA: Treatment Foster Care	168	Unlimited	0	20	no data	Lanham	DHS	MD	20706	122
5001625	Family Home Settings	Treatment Foster Care (Private)	MENTOR Maryland, Inc.	MENTOR Maryland - 5720 Executive		DHS	CPA: Treatment Foster Care	77	Unlimited	0	20	no data	Baltimore	DHS	MD	21228	69
5011198	Family Home Settings	Treatment Foster Care (Private)	MENTOR Maryland, Inc.	MENTOR Maryland Caton Center		DHS	CPA: Treatment Foster Care	30	3	13	20	no data	Baltimore	DHS	MD	21227	32
5022358	Family Home Settings	Treatment Foster Care (Private)	MENTOR Maryland, Inc.			DHS	CPA: Treatment Foster Care	no data	Unlimited	no data	no data	no data	Baltimore	DHS	MD	21206	0
5022360	Family Home Settings	Treatment Foster Care (Private)	MENTOR Maryland, Inc.			DHS	CPA: Treatment Foster Care	no data	Unlimited	no data	no data	no data	Odenton	DHS	MD	21113	0
5022364	Family Home Settings	Treatment Foster Care (Private)	MENTOR Maryland, Inc.			DHS	CPA: Treatment Foster Care	no data	Unlimited	no data	no data	no data	Kingsville	DHS	MD	21087	0

Agency Provider ID	Category	Subcategory	Organization Name	Provider Name	License Num.	License Agency	License Type	Agency Cap.	License Cap.	Age From	Age To	Provider Address	City	Juris.	State	ZIP	No. of Plcmnts
5022368	Family Home Settings	Treatment Foster Care (Private)	MENTOR Maryland, Inc.			DHS	CPA: Treatment Foster Care	no data	Unlimited	no data	no data	no data	Millington	DHS	MD	21651	0
5022371	Family Home Settings	Treatment Foster Care (Private)	MENTOR Maryland, Inc.			DHS	CPA: Treatment Foster Care	no data	no data	no data	no data	no data	Randallstown	DHS	MD	21133	0
5022380	Family Home Settings	Treatment Foster Care (Private)	MENTOR Maryland, Inc.			DHS	CPA: Treatment Foster Care	no data	no data	no data	no data	no data	Baltimore	DHS	MD	21239	0
5022388	Family Home Settings	Treatment Foster Care (Private)	MENTOR Maryland, Inc.			DHS	CPA: Treatment Foster Care	no data	no data	no data	no data	no data	Baltimore	DHS	MD	21207	0
5022390	Family Home Settings	Treatment Foster Care (Private)	MENTOR Maryland, Inc.			DHS	CPA: Treatment Foster Care	no data	no data	no data	no data	no data	Edgewood	DHS	MD	21040	0
5022405	Family Home Settings	Treatment Foster Care (Private)	MENTOR Maryland, Inc.			DHS	CPA: Treatment Foster Care	no data	no data	no data	no data	no data	Baltimore	DHS	MD	21214	0
5022412	Family Home Settings	Treatment Foster Care (Private)	MENTOR Maryland, Inc.			DHS	CPA: Treatment Foster Care	no data	no data	no data	no data	no data	Baltimore	DHS	MD	21206	0
5022413	Family Home Settings	Treatment Foster Care (Private)	MENTOR Maryland, Inc.			DHS	CPA: Treatment Foster Care	no data	no data	no data	no data	no data	Owings Mills	DHS	MD	21117	0
5022418	Family Home Settings	Treatment Foster Care (Private)	MENTOR Maryland, Inc.			DHS	CPA: Treatment Foster Care	no data	no data	no data	no data	no data	Hagerstown	DHS	MD	21742	0

Agency Provider ID	Category	Subcategory	Organization Name	Provider Name	License Num.	License Agency	License Type	Agency Cap.	License Cap.	Age From	Age To	Provider Address	City	Juris.	State	ZIP	No. of Plcmnts
5022426	Family Home Settings	Treatment Foster Care (Private)	MENTOR Maryland, Inc.			DHS	CPA: Treatment Foster Care	no data	no data	no data	no data	no data	Millerville	DHS	MD	21108	0
5022434	Family Home Settings	Treatment Foster Care (Private)	MENTOR Maryland, Inc.			DHS	CPA: Treatment Foster Care	no data	no data	no data	no data	no data	Pikesville	DHS	MD	21208	0
5022437	Family Home Settings	Treatment Foster Care (Private)	MENTOR Maryland, Inc.			DHS	CPA: Treatment Foster Care	no data	no data	no data	no data	no data	Baltimore	DHS	MD	21229	0
5022457	Family Home Settings	Treatment Foster Care (Private)	MENTOR Maryland, Inc.			DHS	CPA: Treatment Foster Care	no data	no data	no data	no data	no data	Baltimore	DHS	MD	21229	0
5022459	Family Home Settings	Treatment Foster Care (Private)	MENTOR Maryland, Inc.			DHS	CPA: Treatment Foster Care	no data	no data	no data	no data	no data	Baltimore	DHS	MD	21222	0
5022460	Family Home Settings	Treatment Foster Care (Private)	MENTOR Maryland, Inc.			DHS	CPA: Treatment Foster Care	no data	no data	no data	no data	no data	Essex	DHS	MD	21221	0
5022466	Family Home Settings	Treatment Foster Care (Private)	MENTOR Maryland, Inc.			DHS	CPA: Treatment Foster Care	no data	no data	no data	no data	no data	Catonsville	DHS	MD	21228	0
5022479	Family Home Settings	Treatment Foster Care (Private)	MENTOR Maryland, Inc.			DHS	CPA: Treatment Foster Care	no data	no data	no data	no data	no data	Baltimore	DHS	MD	21229	0
5022482	Family Home Settings	Treatment Foster Care (Private)	MENTOR Maryland, Inc.			DHS	CPA: Treatment Foster Care	no data	no data	no data	no data	no data	Reisterstown	DHS	MD	21136	0



Agency Provider ID	Category	Subcategory	Organization Name	Provider Name	License Num.	License Agency	License Type	Agency Cap.	License Cap.	Age From	Age To	Provider Address	City	Juris.	State	ZIP	No. of Plcmnts
5022499	Family Home Settings	Treatment Foster Care (Private)	MENTOR Maryland, Inc.			DHS	CPA: Treatment Foster Care	no data	no data	no data	no data	no data	Gwynn Oak	DHS	MD	21207	0
5022548	Family Home Settings	Treatment Foster Care (Private)	MENTOR Maryland, Inc.			DHS	CPA: Treatment Foster Care	no data	no data	no data	no data	no data	Baltimore	DHS	MD	21208	0
5022549	Family Home Settings	Treatment Foster Care (Private)	MENTOR Maryland, Inc.			DHS	CPA: Treatment Foster Care	no data	no data	no data	no data	no data	Westminster	DHS	MD	21158	0
5022561	Family Home Settings	Treatment Foster Care (Private)	MENTOR Maryland, Inc.			DHS	CPA: Treatment Foster Care	no data	no data	no data	no data	no data	Randallstown	DHS	MD	21133	0
5022567	Family Home Settings	Treatment Foster Care (Private)	MENTOR Maryland, Inc.			DHS	CPA: Treatment Foster Care	no data	no data	no data	no data	no data	Windsor Mill	DHS	MD	21244	0
5022581	Family Home Settings	Treatment Foster Care (Private)	MENTOR Maryland, Inc.			DHS	CPA: Treatment Foster Care	no data	no data	no data	no data	no data	Baltimore	DHS	MD	21244	0
5022586	Family Home Settings	Treatment Foster Care (Private)	MENTOR Maryland, Inc.			DHS	CPA: Treatment Foster Care	no data	no data	no data	no data	no data	Baltimore	DHS	MD	21215	0
5022606	Family Home Settings	Treatment Foster Care (Private)	MENTOR Maryland, Inc.			DHS	CPA: Treatment Foster Care	no data	no data	no data	no data	no data	Reisterstown	DHS	MD	21136	0
5022609	Family Home Settings	Treatment Foster Care (Private)	MENTOR Maryland, Inc.			DHS	CPA: Treatment Foster Care	no data	no data	no data	no data	no data	Baltimore	DHS	MD	21229	0

Agency Provider ID	Category	Subcategory	Organization Name	Provider Name	License Num.	License Agency	License Type	Agency Cap.	License Cap.	Age From	Age To	Provider Address	City	Juris.	State	ZIP	No. of Plcmts
5022633	Family Home Settings	Treatment Foster Care (Private)	MENTOR Maryland, Inc.			DHS	CPA: Treatment Foster Care	59	no data	0	20	no data	Baltimore	DHS	MD	21207	60
5022646	Family Home Settings	Treatment Foster Care (Private)	MENTOR Maryland, Inc.			DHS	CPA: Treatment Foster Care	no data	no data	no data	no data	no data	Baltimore	DHS	MD	21207	0
5022669	Family Home Settings	Treatment Foster Care (Private)	MENTOR Maryland, Inc.			DHS	CPA: Treatment Foster Care	no data	no data	no data	no data	no data	Baltimore	DHS	MD	21244	0
5022677	Family Home Settings	Treatment Foster Care (Private)	MENTOR Maryland, Inc.			DHS	CPA: Treatment Foster Care	no data	no data	no data	no data	no data	Hurlock	DHS	MD	21643	0
5022678	Family Home Settings	Treatment Foster Care (Private)	MENTOR Maryland, Inc.			DHS	CPA: Treatment Foster Care	no data	Unlimited	no data	no data	no data	Ridgely	DHS	MD	21660	0
5022693	Family Home Settings	Treatment Foster Care (Private)	MENTOR Maryland, Inc.			DHS	CPA: Treatment Foster Care	53	no data	0	20	no data	Cambridge	DHS	MD	21613	25
5023151	Family Home Settings	Treatment Foster Care (Private)	MENTOR Maryland, Inc.			DHS	CPA: Treatment Foster Care	no data	no data	no data	no data	no data	Salisbury	DHS	MD	21801	0
5023160	Family Home Settings	Treatment Foster Care (Private)	MENTOR Maryland, Inc.			DHS	CPA: Treatment Foster Care	no data	no data	no data	no data	no data	Delmar	DHS	MD	21875	0
5023189	Family Home Settings	Treatment Foster Care (Private)	MENTOR Maryland, Inc.			DHS	CPA: Treatment Foster Care	no data	no data	no data	no data	no data	Waldorf	DHS	MD	20601	0

Agency Provider ID	Category	Subcategory	Organization Name	Provider Name	License Num.	License Agency	License Type	Agency Cap.	License Cap.	Age From	Age To	Provider Address	City	Juris.	State	ZIP	No. of Plcmnts
5023204	Family Home Settings	Treatment Foster Care (Private)	MENTOR Maryland, Inc.			DHS	CPA: Treatment Foster Care	no data	no data	no data	no data	no data	White Plains	DHS	MD	20695	0
5023231	Family Home Settings	Treatment Foster Care (Private)	MENTOR Maryland, Inc.			DHS	CPA: Treatment Foster Care	no data	Unlimited	no data	no data	no data	Clinton	DHS	MD	20735	0
5023239	Family Home Settings	Treatment Foster Care (Private)	MENTOR Maryland, Inc.			DHS	CPA: Treatment Foster Care	no data	no data	no data	no data	no data	Temple Hills	DHS	MD	20748	0
5023251	Family Home Settings	Treatment Foster Care (Private)	MENTOR Maryland, Inc.			DHS	CPA: Treatment Foster Care	90	no data	0	20	no data	Waldorf	DHS	MD	20601	64
5035878	Family Home Settings	Treatment Foster Care (Private)	MENTOR Maryland, Inc.			DHS	CPA: Treatment Foster Care	no data	no data	no data	no data	no data	Cambridge	DHS	MD	21613	0
5035880	Family Home Settings	Treatment Foster Care (Private)	MENTOR Maryland, Inc.			DHS	CPA: Treatment Foster Care	77	Unlimited	0	20	no data	Baltimore	DHS	MD	21207	69
5035889	Family Home Settings	Treatment Foster Care (Private)	MENTOR Maryland, Inc.			DHS	CPA: Treatment Foster Care	no data	Unlimited	no data	no data	no data	Baltimore	DHS	MD	21207	0
5035897	Family Home Settings	Treatment Foster Care (Private)	MENTOR Maryland, Inc.			DHS	CPA: Treatment Foster Care	no data	Unlimited	no data	no data	no data	Baltimore	DHS	MD	21229	0
5035910	Family Home Settings	Treatment Foster Care (Private)	MENTOR Maryland, Inc.			DHS	CPA: Treatment Foster Care	no data	Unlimited	no data	no data	no data	Baltimore	DHS	MD	21207	0

Agency Provider ID	Category	Subcategory	Organization Name	Provider Name	License Num.	License Agency	License Type	Agency Cap.	License Cap.	Age From	Age To	Provider Address	City	Juris.	State	ZIP	No. of Plcmnts
5035914	Family Home Settings	Treatment Foster Care (Private)	MENTOR Maryland, Inc.			DHS	CPA: Treatment Foster Care	no data	Unlimited	no data	no data	no data	Silver Spring	DHS	MD	20904	0
5035918	Family Home Settings	Treatment Foster Care (Private)	MENTOR Maryland, Inc.			DHS	CPA: Treatment Foster Care	no data	Unlimited	no data	no data	no data	Baltimore	DHS	MD	21216	0
5035937	Family Home Settings	Treatment Foster Care (Private)	MENTOR Maryland, Inc.			DHS	CPA: Treatment Foster Care	no data	Unlimited	no data	no data	no data	Upper Marlboro	DHS	MD	20774	0
5035985	Family Home Settings	Treatment Foster Care (Private)	MENTOR Maryland, Inc.			DHS	CPA: Independent Living	39	no data	16	20	no data	Baltimore	DHS	MD	21222	26
5036086	Family Home Settings	Treatment Foster Care (Private)	MENTOR Maryland, Inc.			DHS	RCC: Small Group Home	5	no data	0	21	no data	Mardela Springs	DHS	MD	21837	5
5036776	Family Home Settings	Treatment Foster Care (Private)	MENTOR Maryland, Inc.			DHS	CPA: Treatment Foster Care	38	no data	0	21	no data	Baltimore	DHS	MD	21227	27
5040891	Family Home Settings	Treatment Foster Care (Private)	MENTOR Maryland, Inc.			DHS	CPA: Treatment Foster Care	no data	no data	no data	no data	no data	Easton	DHS	MD	21601	0
5040903	Family Home Settings	Treatment Foster Care (Private)	MENTOR Maryland, Inc.			DHS	CPA: Treatment Foster Care	no data	Unlimited	no data	no data	no data	Hagerstown	DHS	MD	21740	0
5040912	Family Home Settings	Treatment Foster Care (Private)	MENTOR Maryland, Inc.			DHS	CPA: Treatment Foster Care	47	no data	0	20	no data	Baltimore	DHS	MD	21207	31

Agency Provider ID	Category	Subcategory	Organization Name	Provider Name	License Num.	License Agency	License Type	Agency Cap.	License Cap.	Age From	Age To	Provider Address	City	Juris.	State	ZIP	No. of Plcmnts
5042292	Family Home Settings	Treatment Foster Care (Private)	MENTOR Maryland, Inc.			DHS	CPA: Treatment Foster Care	93	no data	0	20	no data	Easton	DHS	MD	21601	90
5042565	Family Home Settings	Treatment Foster Care (Private)	MENTOR Maryland, Inc.	MENTOR Maryland ILP - - 2 D Stockmill		DHS	CPA: Treatment Foster Care	90	Unlimited	0	20	no data	Baltimore	DHS	MD	21208	64
5045427	Family Home Settings	Treatment Foster Care (Private)	MENTOR Maryland, Inc.			DHS	CPA: Treatment Foster Care	1	Unlimited	0	18	no data	Salisbury	DHS	MD	21804	1
5045674	Family Home Settings	Treatment Foster Care (Private)	MENTOR Maryland, Inc.			DHS	CPA: Treatment Foster Care	42	Unlimited	1	20	no data	Salisbury	DHS	MD	21804	44
5046076	Family Home Settings	Treatment Foster Care (Private)	MENTOR Maryland, Inc.	MENTOR Maryland ILP - - 20 A Stockmill		DHS	CPA: Treatment Foster Care	47	Unlimited	0	20	no data	Baltimore	DHS	MD	21208	31
5049508	Family Home Settings	Treatment Foster Care (Private)	MENTOR Maryland, Inc.			DHS	CPA: Treatment Foster Care	no data	no data	no data	no data	no data	Baltimore	DHS	MD	21244	0
5050321	Family Home Settings	Treatment Foster Care (Private)	MENTOR Maryland, Inc.			DHS	CPA: Treatment Foster Care	no data	no data	no data	no data	no data	Owings Mills	DHS	MD	21117	0
5050324	Family Home Settings	Treatment Foster Care (Private)	MENTOR Maryland, Inc.			DHS	CPA: Treatment Foster Care	no data	no data	no data	no data	no data	Baltimore	DHS	MD	21215	0
5050326	Family Home Settings	Treatment Foster Care (Private)	MENTOR Maryland, Inc.			DHS	CPA: Treatment Foster Care	no data	Unlimited	no data	no data	no data	Baltimore	DHS	MD	21223	0

Agency Provider ID	Category	Subcategory	Organization Name	Provider Name	License Num.	License Agency	License Type	Agency Cap.	License Cap.	Age From	Age To	Provider Address	City	Juris.	State	ZIP	No. of Plcmts
5050328	Family Home Settings	Treatment Foster Care (Private)	MENTOR Maryland, Inc.			DHS	CPA: Treatment Foster Care	no data	no data	no data	no data	no data	Owings Mills	DHS	MD	21117	0
5050329	Family Home Settings	Treatment Foster Care (Private)	MENTOR Maryland, Inc.			DHS	CPA: Treatment Foster Care	no data	5	no data	no data	no data	Abingdon	DHS	MD	21009	0
5050330	Family Home Settings	Treatment Foster Care (Private)	MENTOR Maryland, Inc.			DHS	CPA: Treatment Foster Care	no data	no data	no data	no data	no data	Dundalk	DHS	MD	21222	0
5050366	Family Home Settings	Treatment Foster Care (Private)	MENTOR Maryland, Inc.			DHS	CPA: Treatment Foster Care	1	no data	0	20	no data	White Marsh	DHS	MD	21162	0
5053492	Family Home Settings	Treatment Foster Care (Private)	MENTOR Maryland, Inc.			DHS	CPA: Treatment Foster Care	no data	5	no data	no data	no data	Baltimore	DHS	MD	21216	0
5055580	Family Home Settings	Treatment Foster Care (Private)	MENTOR Maryland, Inc.			DHS	CPA: Treatment Foster Care	90	Unlimited	0	20	no data	Randallstown	DHS	MD	21133	64
5057941	Family Home Settings	Treatment Foster Care (Private)	MENTOR Maryland, Inc.			DHS	CPA: Treatment Foster Care	13	no data	0	20	no data	Baltimore	DHS	MD	21237	5
5058813	Family Home Settings	Treatment Foster Care (Private)	MENTOR Maryland, Inc.			DHS	RCC: Small Group Home	5	no data	0	20	no data	Landover	DHS	MD	20785	5
5058848	Family Home Settings	Treatment Foster Care (Private)	MENTOR Maryland, Inc.	MENTOR Maryland ILP - - 4615 #C Debilen		DHS	CPA: Treatment Foster Care	no data	Unlimited	no data	no data	no data	Pikesville	DHS	MD	21208	0

Agency Provider ID	Category	Subcategory	Organization Name	Provider Name	License Num.	License Agency	License Type	Agency Cap.	License Cap.	Age From	Age To	Provider Address	City	Juris.	State	ZIP	No. of Plcmnts
5058892	Family Home Settings	Treatment Foster Care (Private)	MENTOR Maryland, Inc.			DHS	CPA: Treatment Foster Care	no data	Unlimited	no data	no data	no data	Easton	DHS	MD	21601	0
5059011	Family Home Settings	Treatment Foster Care (Private)	MENTOR Maryland, Inc.			DHS	CPA: Treatment Foster Care	no data	no data	no data	no data	no data	Baltimore	DHS	MD	21244	0
5059024	Family Home Settings	Treatment Foster Care (Private)	MENTOR Maryland, Inc.			DHS	CPA: Treatment Foster Care	no data	Unlimited	no data	no data	no data	Baltimore	DHS	MD	21216	0
5059025	Family Home Settings	Treatment Foster Care (Private)	MENTOR Maryland, Inc.			DHS	CPA: Treatment Foster Care	no data	Unlimited	no data	no data	no data	Baltimore	DHS	MD	21206	0
5059027	Family Home Settings	Treatment Foster Care (Private)	MENTOR Maryland, Inc.			DHS	CPA: Treatment Foster Care	no data	Unlimited	no data	no data	no data	Randallstown	DHS	MD	21133	0
5059036	Family Home Settings	Treatment Foster Care (Private)	MENTOR Maryland, Inc.			DHS	CPA: Treatment Foster Care	93	Unlimited	0	20	no data	Windsor Mill	DHS	MD	21244	90
5059495	Family Home Settings	Treatment Foster Care (Private)	MENTOR Maryland, Inc.			DHS	CPA: Treatment Foster Care	no data	no data	no data	no data	no data	Baltimore	DHS	MD	21215	0
5059924	Family Home Settings	Treatment Foster Care (Private)	MENTOR Maryland, Inc.			DHS	CPA: Treatment Foster Care	no data	no data	no data	no data	no data	Owings Mills	DHS	MD	21117	0
5059929	Family Home Settings	Treatment Foster Care (Private)	MENTOR Maryland, Inc.			DHS	CPA: Treatment Foster Care	no data	no data	no data	no data	no data	Baltimore	DHS	MD	21207	0

Agency Provider ID	Category	Subcategory	Organization Name	Provider Name	License Num.	License Agency	License Type	Agency Cap.	License Cap.	Age From	Age To	Provider Address	City	Juris.	State	ZIP	No. of Plcmnts
5059932	Family Home Settings	Treatment Foster Care (Private)	MENTOR Maryland, Inc.			DHS	CPA: Treatment Foster Care	no data	Unlimited	no data	no data	no data	Baltimore	DHS	MD	21230	0
5059935	Family Home Settings	Treatment Foster Care (Private)	MENTOR Maryland, Inc.			DHS	CPA: Treatment Foster Care	no data	no data	no data	no data	no data	Baltimore	DHS	MD	21213	0
5060367	Family Home Settings	Treatment Foster Care (Private)	MENTOR Maryland, Inc.			DHS	CPA: Treatment Foster Care	no data	Unlimited	no data	no data	no data	Columbia	DHS	MD	21046	0
5060571	Family Home Settings	Treatment Foster Care (Private)	MENTOR Maryland, Inc.			DHS	CPA: Treatment Foster Care	13	no data	0	20	no data	Baltimore	DHS	MD	21229	5
5060705	Family Home Settings	Treatment Foster Care (Private)	MENTOR Maryland, Inc.			DHS	CPA: Treatment Foster Care	no data	no data	no data	no data	no data	Brunswick	DHS	MD	21716	0
5060761	Family Home Settings	Treatment Foster Care (Private)	MENTOR Maryland, Inc.			DHS	CPA: Treatment Foster Care	no data	no data	no data	no data	no data	Baltimore	DHS	MD	21215	0
5061492	Family Home Settings	Treatment Foster Care (Private)	MENTOR Maryland, Inc.			DHS	CPA: Treatment Foster Care	42	no data	1	20	no data	Pikesville	DHS	MD	21208	44
5062165	Family Home Settings	Treatment Foster Care (Private)	MENTOR Maryland, Inc.			DHS	CPA: Treatment Foster Care	59	Unlimited	0	20	no data	Windsor Mill	DHS	MD	21244	60
5062851	Family Home Settings	Treatment Foster Care (Private)	MENTOR Maryland, Inc.			DHS	CPA: Treatment Foster Care	no data	Unlimited	no data	no data	no data	Randallstown	DHS	MD	21133	0



Agency Provider ID	Category	Subcategory	Organization Name	Provider Name	License Num.	License Agency	License Type	Agency Cap.	License Cap.	Age From	Age To	Provider Address	City	Juris.	State	ZIP	No. of Plcmts
5064753	Family Home Settings	Treatment Foster Care (Private)	MENTOR Maryland, Inc.			DHS	CPA: Treatment Foster Care	no data	no data	no data	no data	no data	Cambridge	DHS	MD	21613	0
5065173	Family Home Settings	Treatment Foster Care (Private)	MENTOR Maryland, Inc.			DHS	CPA: Treatment Foster Care	42	no data	1	20	no data	Owings Mills	DHS	MD	21117	44
5065277	Family Home Settings	Treatment Foster Care (Private)	MENTOR Maryland, Inc.			DHS	CPA: Treatment Foster Care	no data	no data	no data	no data	no data	Baltimore	DHS	MD	21214	0
5065374	Family Home Settings	Treatment Foster Care (Private)	MENTOR Maryland, Inc.			DHS	CPA: Treatment Foster Care	no data	no data	no data	no data	no data	Clinton	DHS	MD	20735	0
5065380	Family Home Settings	Treatment Foster Care (Private)	MENTOR Maryland, Inc.			DHS	CPA: Treatment Foster Care	no data	no data	no data	no data	no data	Baltimore	DHS	MD	21206	0
5065384	Family Home Settings	Treatment Foster Care (Private)	MENTOR Maryland, Inc.			DHS	CPA: Treatment Foster Care	no data	no data	no data	no data	no data	Baltimore	DHS	MD	21215	0
5065399	Family Home Settings	Treatment Foster Care (Private)	MENTOR Maryland, Inc.			DHS	CPA: Treatment Foster Care	no data	Unlimited	no data	no data	no data	Easton	DHS	MD	21601	0
5065402	Family Home Settings	Treatment Foster Care (Private)	MENTOR Maryland, Inc.			DHS	CPA: Treatment Foster Care	no data	no data	no data	no data	no data	Randallstown	DHS	MD	21133	0
5065403	Family Home Settings	Treatment Foster Care (Private)	MENTOR Maryland, Inc.			DHS	CPA: Treatment Foster Care	no data	no data	no data	no data	no data	Brooklyn	DHS	MD	21225	0

Agency Provider ID	Category	Subcategory	Organization Name	Provider Name	License Num.	License Agency	License Type	Agency Cap.	License Cap.	Age From	Age To	Provider Address	City	Juris.	State	ZIP	No. of Plcmnts
5066752	Family Home Settings	Treatment Foster Care (Private)	MENTOR Maryland, Inc.			DHS	CPA: Treatment Foster Care	no data	no data	no data	no data	no data	Ft Washington	DHS	MD	20744	0
5067041	Family Home Settings	Treatment Foster Care (Private)	MENTOR Maryland, Inc.			DHS	CPA: Treatment Foster Care	no data	no data	no data	no data	no data	Randallstown	DHS	MD	21133	0
5067073	Family Home Settings	Treatment Foster Care (Private)	MENTOR Maryland, Inc.			DHS	CPA: Treatment Foster Care	no data	no data	no data	no data	no data	Owings Mills	DHS	MD	21117	0
5067090	Family Home Settings	Treatment Foster Care (Private)	MENTOR Maryland, Inc.			DHS	CPA: Independent Living	10	no data	18	20	no data	Baltimore	DHS	MD	21216	10
5067231	Family Home Settings	Treatment Foster Care (Private)	MENTOR Maryland, Inc.	MENTOR Maryland ILP - - 4 #E Tentmill		DHS	CPA: Treatment Foster Care	no data	no data	no data	no data	no data	Baltimore	DHS	MD	21208	0
5067955	Family Home Settings	Treatment Foster Care (Private)	MENTOR Maryland, Inc.			DHS	CPA: Independent Living	25	no data	16	21	no data	Salisbury	DHS	MD	21804	18
5068843	Family Home Settings	Treatment Foster Care (Private)	MENTOR Maryland, Inc.			DHS	CPA: Treatment Foster Care	no data	no data	no data	no data	no data	Baltimore	DHS	MD	21239	0
5068846	Family Home Settings	Treatment Foster Care (Private)	MENTOR Maryland, Inc.			DHS	CPA: Treatment Foster Care	no data	no data	no data	no data	no data	Baltimore	DHS	MD	21215	0
5068850	Family Home Settings	Treatment Foster Care (Private)	MENTOR Maryland, Inc.			DHS	CPA: Treatment Foster Care	no data	no data	no data	no data	no data	Cambridge	DHS	MD	21613	0

Agency Provider ID	Category	Subcategory	Organization Name	Provider Name	License Num.	License Agency	License Type	Agency Cap.	License Cap.	Age From	Age To	Provider Address	City	Juris.	State	ZIP	No. of Plcmnts
5069073	Family Home Settings	Treatment Foster Care (Private)	MENTOR Maryland, Inc.			DHS	CPA: Treatment Foster Care	no data	no data	no data	no data	no data	Randallstown	DHS	MD	21133	0
5069656	Family Home Settings	Treatment Foster Care (Private)	MENTOR Maryland, Inc.			DHS	CPA:Treatment Foster Care	no data	no data	no data	no data	no data	Hanover	DHS	MD	21076	0
5069747	Family Home Settings	Treatment Foster Care (Private)	MENTOR Maryland, Inc.			DHS	CPA: Treatment Foster Care	no data	no data	no data	no data	no data	Waldorf	DHS	MD	20603	0
5070145	Family Home Settings	Treatment Foster Care (Private)	MENTOR Maryland, Inc.			DHS	CPA: Treatment Foster Care	no data	no data	no data	no data	no data	Gwynn Oak	DHS	MD	21207	0
5071095	Family Home Settings	Treatment Foster Care (Private)	MENTOR Maryland, Inc.			DHS	CPA: Treatment Foster Care	no data	no data	no data	no data	no data	Edgewood	DHS	MD	21040	0
5071305	Family Home Settings	Treatment Foster Care (Private)	MENTOR Maryland, Inc.			DHS	CPA: Treatment Foster Care	no data	no data	no data	no data	no data	Waldorf	DHS	MD	20601	0
5071362	Family Home Settings	Treatment Foster Care (Private)	MENTOR Maryland, Inc.			DHS	CPA: Treatment Foster Care	no data	no data	no data	no data	no data	Catonsville	DHS	MD	21228	0
5071363	Family Home Settings	Treatment Foster Care (Private)	MENTOR Maryland, Inc.			DHS	CPA: Treatment Foster Care	no data	no data	no data	no data	no data	Westminster	DHS	MD	21157	0
5071366	Family Home Settings	Treatment Foster Care (Private)	MENTOR Maryland, Inc.			DHS	CPA: Treatment Foster Care	no data	no data	no data	no data	no data	Cambridge	DHS	MD	21863	0

Agency Provider ID	Category	Subcategory	Organization Name	Provider Name	License Num.	License Agency	License Type	Agency Cap.	License Cap.	Age From	Age To	Provider Address	City	Juris.	State	ZIP	No. of Plcmnts
5071367	Family Home Settings	Treatment Foster Care (Private)	MENTOR Maryland, Inc.			DHS	CPA: Treatment Foster Care	no data	no data	no data	no data	no data	Randallstown	DHS	MD	21133	0
5072037	Family Home Settings	Treatment Foster Care (Private)	MENTOR Maryland, Inc.			DHS	CPA: Treatment Foster Care	no data	no data	no data	no data	no data	Waldorf	DHS	MD	20603	0
5072321	Family Home Settings	Treatment Foster Care (Private)	MENTOR Maryland, Inc.	MENTOR Maryland ILP - - 7909 L Crisford		DHS	CPA: Treatment Foster Care	no data	no data	no data	no data	no data	Pikesville	DHS	MD	21208	0
5073433	Family Home Settings	Treatment Foster Care (Private)	MENTOR Maryland, Inc.			DHS	CPA: Treatment Foster Care	no data	no data	no data	no data	no data	Pikesville	DHS	MD	21208	0
5073436	Family Home Settings	Treatment Foster Care (Private)	MENTOR Maryland, Inc.			DHS	CPA: Treatment Foster Care	no data	no data	no data	no data	no data	Windsor Mill	DHS	MD	21244	0
5074507	Family Home Settings	Treatment Foster Care (Private)	MENTOR Maryland, Inc.			DHS	CPA: Treatment Foster Care	no data	no data	no data	no data	no data	Baltimore	DHS	MD	21213	0
5074508	Family Home Settings	Treatment Foster Care (Private)	MENTOR Maryland, Inc.			DHS	CPA: Treatment Foster Care	no data	no data	no data	no data	no data	Baltimore	DHS	MD	21239	0
5074749	Family Home Settings	Treatment Foster Care (Private)	MENTOR Maryland, Inc.			DHS	CPA: Treatment Foster Care	no data	no data	no data	no data	no data	Essex	DHS	MD	21221	0
5075433	Family Home Settings	Treatment Foster Care (Private)	MENTOR Maryland, Inc.			DHS	CPA: Treatment Foster Care	3	no data	0	20	no data	Windsor Mill	DHS	MD	21244	3

Agency Provider ID	Category	Subcategory	Organization Name	Provider Name	License Num.	License Agency	License Type	Agency Cap.	License Cap.	Age From	Age To	Provider Address	City	Juris.	State	ZIP	No. of Plcmnts
5075463	Family Home Settings	Treatment Foster Care (Private)	MENTOR Maryland, Inc.			DHS	CPA: Treatment Foster Care	no data	no data	no data	no data	no data	Baltimore	DHS	MD	21206	0
5076183	Family Home Settings	Treatment Foster Care (Private)	MENTOR Maryland, Inc.			DHS	CPA: Treatment Foster Care	no data	no data	no data	no data	no data	Baltimore	DHS	MD	21244	0
5076186	Family Home Settings	Treatment Foster Care (Private)	MENTOR Maryland, Inc.			DHS	CPA: Treatment Foster Care	no data	no data	no data	no data	no data	Baltimore	DHS	MD	21221	0
5076496	Family Home Settings	Treatment Foster Care (Private)	MENTOR Maryland, Inc.			DHS	CPA: Treatment Foster Care	no data	no data	no data	no data	no data	Randallstown	DHS	MD	21133	0
5076866	Family Home Settings	Treatment Foster Care (Private)	MENTOR Maryland, Inc.			DHS	CPA: Treatment Foster Care	no data	no data	no data	no data	no data	Glen Burnie	DHS	MD	21061	0
5076917	Family Home Settings	Treatment Foster Care (Private)	MENTOR Maryland, Inc.			DHS	CPA: Treatment Foster Care	no data	no data	no data	no data	no data	Randallstown	DHS	MD	21113	0
5077139	Family Home Settings	Treatment Foster Care (Private)	MENTOR Maryland, Inc.			DHS	CPA: Treatment Foster Care	no data	no data	no data	no data	no data	Baltimore	DHS	MD	21244	0
5077398	Family Home Settings	Treatment Foster Care (Private)	MENTOR Maryland, Inc.			DHS	CPA: Treatment Foster Care	no data	no data	no data	no data	no data	Ft Washington	DHS	MD	20744	0
5077861	Family Home Settings	Treatment Foster Care (Private)	MENTOR Maryland, Inc.			DHS	CPA: Treatment Foster Care	30	no data	0	20	no data	Easton	DHS	MD	21601	32

Agency Provider ID	Category	Subcategory	Organization Name	Provider Name	License Num.	License Agency	License Type	Agency Cap.	License Cap.	Age From	Age To	Provider Address	City	Juris.	State	ZIP	No. of Plcmnts
5079213	Family Home Settings	Treatment Foster Care (Private)	MENTOR Maryland, Inc.			DHS	CPA: Treatment Foster Care	no data	Unlimited	no data	no data	no data	Baltimore	DHS	MD	21209	0
5079214	Family Home Settings	Treatment Foster Care (Private)	MENTOR Maryland, Inc.			DHS	CPA: Treatment Foster Care	no data	no data	no data	no data	no data	Baltimore	DHS	MD	21218	0
5079812	Family Home Settings	Treatment Foster Care (Private)	MENTOR Maryland, Inc.			DHS	CPA: Treatment Foster Care	no data	Unlimited	no data	no data	no data	Baltimore	DHS	MD	21229	0
5079813	Family Home Settings	Treatment Foster Care (Private)	MENTOR Maryland, Inc.			DHS	CPA: Treatment Foster Care	no data	Unlimited	no data	no data	no data	Owings Mills	DHS	MD	21117	0
5079814	Family Home Settings	Treatment Foster Care (Private)	MENTOR Maryland, Inc.			DHS	CPA: Treatment Foster Care	no data	Unlimited	no data	no data	no data	Upper Marlboro	DHS	MD	20772	0
5080039	Family Home Settings	Treatment Foster Care (Private)	MENTOR Maryland, Inc.			DHS	CPA: Treatment Foster Care	no data	Unlimited	no data	no data	no data	Middle River	DHS	MD	21220	0
5080484	Family Home Settings	Treatment Foster Care (Private)	MENTOR Maryland, Inc.			DHS	CPA: Treatment Foster Care	no data	Unlimited	no data	no data	no data	Baltimore	DHS	MD	21234	0
5080498	Family Home Settings	Treatment Foster Care (Private)	MENTOR Maryland, Inc.			DHS	CPA: Treatment Foster Care	no data	Unlimited	no data	no data	no data	Baltimore	DHS	MD	21220	0
5081108	Family Home Settings	Treatment Foster Care (Private)	MENTOR Maryland, Inc.			DHS	CPA: Treatment Foster Care	no data	no data	no data	no data	no data	Gwynn Oak	DHS	MD	21207	0

Agency Provider ID	Category	Subcategory	Organization Name	Provider Name	License Num.	License Agency	License Type	Agency Cap.	License Cap.	Age From	Age To	Provider Address	City	Juris.	State	ZIP	No. of Plcmnts
5081109	Family Home Settings	Treatment Foster Care (Private)	MENTOR Maryland, Inc.			DHS	CPA: Treatment Foster Care	no data	no data	no data	no data	no data	Hyattsville	DHS	MD	20782	0
5081384	Family Home Settings	Treatment Foster Care (Private)	MENTOR Maryland, Inc.			DHS	CPA: Treatment Foster Care	no data	no data	no data	no data	no data	Baltimore	DHS	MD	21216	0
5082305	Family Home Settings	Treatment Foster Care (Private)	MENTOR Maryland, Inc.			DHS	CPA: Treatment Foster Care	no data	no data	no data	no data	no data	Glen Burnie	DHS	MD	21060	0
5082406	Family Home Settings	Treatment Foster Care (Private)	MENTOR Maryland, Inc.			DHS	CPA: Treatment Foster Care	no data	Unlimited	no data	no data	no data	Bel Air	DHS	MD	21014	0
5082433	Family Home Settings	Treatment Foster Care (Private)	MENTOR Maryland, Inc.			DHS	CPA: Treatment Foster Care	no data	no data	no data	no data	no data	Laurel	DHS	MD	20724	0
5082704	Family Home Settings	Treatment Foster Care (Private)	MENTOR Maryland, Inc.			DHS	CPA: Treatment Foster Care	no data	no data	no data	no data	no data	Salisbury	DHS	MD	21801	0
5082709	Family Home Settings	Treatment Foster Care (Private)	MENTOR Maryland, Inc.			DHS	CPA: Treatment Foster Care	no data	no data	no data	no data	no data	Glen Burnie	DHS	MD	21060	0
5082710	Family Home Settings	Treatment Foster Care (Private)	MENTOR Maryland, Inc.			DHS	CPA: Treatment Foster Care	no data	no data	no data	no data	no data	Upper Marlboro	DHS	MD	20772	0
5082711	Family Home Settings	Treatment Foster Care (Private)	MENTOR Maryland, Inc.			DHS	CPA: Treatment Foster Care	no data	no data	no data	no data	no data	Mardela Springs	DHS	MD	21837	0

Agency Provider ID	Category	Subcategory	Organization Name	Provider Name	License Num.	License Agency	License Type	Agency Cap.	License Cap.	Age From	Age To	Provider Address	City	Juris.	State	ZIP	No. of Plcmnts
5083017	Family Home Settings	Treatment Foster Care (Private)	MENTOR Maryland, Inc.			DHS	CPA: Treatment Foster Care	no data	no data	no data	no data	no data	Baltimore	DHS	MD	21229	0
5083018	Family Home Settings	Treatment Foster Care (Private)	MENTOR Maryland, Inc.			DHS	CPA: Treatment Foster Care	no data	no data	no data	no data	no data	Owings Mills	DHS	MD	21117	0
5083019	Family Home Settings	Treatment Foster Care (Private)	MENTOR Maryland, Inc.			DHS	CPA: Treatment Foster Care	no data	no data	no data	no data	no data	Suitland	DHS	MD	20746	0
5083033	Family Home Settings	Treatment Foster Care (Private)	MENTOR Maryland, Inc.			DHS	CPA: Treatment Foster Care	no data	no data	no data	no data	no data	Windsor Mill	DHS	MD	21244	0
5083330	Family Home Settings	Treatment Foster Care (Private)	MENTOR Maryland, Inc.			DHS	CPA: Treatment Foster Care	no data	3	no data	no data	no data	Baltimore	DHS	MD	21207	0
5083710	Family Home Settings	Treatment Foster Care (Private)	MENTOR Maryland, Inc.			DHS	CPA: Treatment Foster Care	no data	Unlimited	no data	no data	no data	Baltimore	DHS	MD	21207	0
5065387	Family Home Settings	Treatment Foster Care (Private)	MENTOR Maryland, Inc.			DHS	CPA: Treatment Foster Care	no data	no data	no data	no data	no data	Baltimore	DHS	MD	21209	0
5001509	Family Home Settings	Treatment Foster Care (Private)	Neighbor to Family, Inc.	Neighbor to Family Sibling Foster Care		DHS	CPA: Treatment Foster Care	47	Unlimited	no data	no data	no data	Baltimore	DHS	MD	21228	26
5022847	Family Home Settings	Treatment Foster Care (Private)	Neighbor to Family, Inc.			DHS	CPA: Treatment Foster Care	47	no data	no data	no data	no data	Baltimore	DHS	MD	21218	26



Agency Provider ID	Category	Subcategory	Organization Name	Provider Name	License Num.	License Agency	License Type	Agency Cap.	License Cap.	Age From	Age To	Provider Address	City	Juris.	State	ZIP	No. of Plcmnts
5022856	Family Home Settings	Treatment Foster Care (Private)	Neighbor to Family, Inc.			DHS	CPA: Treatment Foster Care	no data	no data	no data	no data	no data	Baltimore	DHS	MD	21239	0
5037604	Family Home Settings	Treatment Foster Care (Private)	Neighbor to Family, Inc.			DHS	CPA: Treatment Foster Care	58	no data	0	20	no data	Baltimore	DHS	MD	21222	49
5042690	Family Home Settings	Treatment Foster Care (Private)	Neighbor to Family, Inc.			DHS	CPA: Treatment Foster Care	49	no data	0	20	no data	Baltimore	DHS	MD	21217	39
5056199	Family Home Settings	Treatment Foster Care (Private)	Neighbor to Family, Inc.			DHS	CPA: Treatment Foster Care	no data	Unlimited	no data	no data	no data	Randallstown	DHS	MD	21133	0
5060686	Family Home Settings	Treatment Foster Care (Private)	Neighbor to Family, Inc.			DHS	CPA: Treatment Foster Care	no data	no data	no data	no data	no data	Baltimore	DHS	MD	21215	0
5063241	Family Home Settings	Treatment Foster Care (Private)	Neighbor to Family, Inc.			DHS	CPA: Treatment Foster Care	no data	no data	no data	no data	no data	Baltimore	DHS	MD	21202	0
5076667	Family Home Settings	Treatment Foster Care (Private)	Neighbor to Family, Inc.			DHS	CPA: Treatment Foster Care	59	no data	0	20	no data	Baltimore	DHS	MD	21244	60
5077326	Family Home Settings	Treatment Foster Care (Private)	Neighbor to Family, Inc.			DHS	CPA: Treatment Foster Care	no data	no data	no data	no data	no data	Baltimore	DHS	MD	21212	0
5024394	Family Home Settings	Treatment Foster Care (Private)	Parker Therapeutic Services, Inc.			DHS	CPA: Treatment Foster Care	79	no data	0	20	no data	Owings Mills	DHS	MD	21117	42

Agency Provider ID	Category	Subcategory	Organization Name	Provider Name	License Num.	License Agency	License Type	Agency Cap.	License Cap.	Age From	Age To	Provider Address	City	Juris.	State	ZIP	No. of Plcmnts
5038053	Family Home Settings	Treatment Foster Care (Private)	Parker Therapeutic Services, Inc.			DHS	CPA: Treatment Foster Care	90	no data	0	20	no data	Baltimore	DHS	MD	21229	64
5041158	Family Home Settings	Treatment Foster Care (Private)	Parker Therapeutic Services, Inc.			DHS	CPA: Independent Living	39	no data	16	20	no data	Parkville	DHS	MD	21234	26
5041926	Family Home Settings	Treatment Foster Care (Private)	Parker Therapeutic Services, Inc.			DHS	CPA: Treatment Foster Care	49	no data	0	20	no data	Pikesville	DHS	MD	21208	39
5045686	Family Home Settings	Treatment Foster Care (Private)	Parker Therapeutic Services, Inc.			DHS	CPA: Treatment Foster Care	42	Unlimited	1	20	no data	Windsor Mill	DHS	MD	21244	44
5045827	Family Home Settings	Treatment Foster Care (Private)	Parker Therapeutic Services, Inc.			DHS	CPA: Treatment Foster Care	28	Unlimited	0	20	no data	Windsor Mill	DHS	MD	21244	20
5047466	Family Home Settings	Treatment Foster Care (Private)	Parker Therapeutic Services, Inc.			DHS	CPA: Treatment Foster Care	1	Unlimited	0	20	no data	Baltimore	DHS	MD	21207	0
5048581	Family Home Settings	Treatment Foster Care (Private)	Parker Therapeutic Services, Inc.			DHS	CPA: Treatment Foster Care	90	Unlimited	0	20	no data	Baltimore	DHS	MD	21207	64
5053375	Family Home Settings	Treatment Foster Care (Private)	Parker Therapeutic Services, Inc.			DHS	CPA: Treatment Foster Care	no data	no data	no data	no data	no data	Owings Mills	DHS	MD	21117	0
5054328	Family Home Settings	Treatment Foster Care (Private)	Parker Therapeutic Services, Inc.			DHS	CPA: Treatment Foster Care	42	Unlimited	1	20	no data	Elkridge	DHS	MD	21075	44

Agency Provider ID	Category	Subcategory	Organization Name	Provider Name	License Num.	License Agency	License Type	Agency Cap.	License Cap.	Age From	Age To	Provider Address	City	Juris.	State	ZIP	No. of Plcmnts
5054332	Family Home Settings	Treatment Foster Care (Private)	Parker Therapeutic Services, Inc.			DHS	CPA: Treatment Foster Care	42	Unlimited	1	20	no data	Windsor Mill	DHS	MD	21244	44
5054527	Family Home Settings	Treatment Foster Care (Private)	Parker Therapeutic Services, Inc.			DHS	CPA: Treatment Foster Care	42	Unlimited	1	20	no data	Baltimore	DHS	MD	21206	44
5054528	Family Home Settings	Treatment Foster Care (Private)	Parker Therapeutic Services, Inc.			DHS	CPA: Treatment Foster Care	no data	no data	no data	no data	no data	Baltimore	DHS	MD	21223	0
5059860	Family Home Settings	Treatment Foster Care (Private)	Parker Therapeutic Services, Inc.			DHS	CPA: Treatment Foster Care	42	no data	1	20	no data	Laurel	DHS	MD	20707	44
5059877	Family Home Settings	Treatment Foster Care (Private)	Parker Therapeutic Services, Inc.			DHS	CPA: Treatment Foster Care	42	Unlimited	1	20	no data	Baltimore	DHS	MD	21239	44
5059878	Family Home Settings	Treatment Foster Care (Private)	Parker Therapeutic Services, Inc.			DHS	CPA: Treatment Foster Care	42	Unlimited	1	20	no data	Dundalk	DHS	MD	21222	44
5059880	Family Home Settings	Treatment Foster Care (Private)	Parker Therapeutic Services, Inc.			DHS	CPA: Treatment Foster Care	no data	Unlimited	no data	no data	no data	Randallstown	DHS	MD	21133	0
5060355	Family Home Settings	Treatment Foster Care (Private)	Parker Therapeutic Services, Inc.			DHS	CPA: Treatment Foster Care	no data	Unlimited	no data	no data	no data	Sykesville	DHS	MD	21784	0
5061515	Family Home Settings	Treatment Foster Care (Private)	Parker Therapeutic Services, Inc.			DHS	CPA: Treatment Foster Care	47	no data	0	20	no data	Baltimore	DHS	MD	21239	31

Agency Provider ID	Category	Subcategory	Organization Name	Provider Name	License Num.	License Agency	License Type	Agency Cap.	License Cap.	Age From	Age To	Provider Address	City	Juris.	State	ZIP	No. of Plcmnts
5065215	Family Home Settings	Treatment Foster Care (Private)	Parker Therapeutic Services, Inc.			DHS	CPA: Treatment Foster Care	no data	no data	no data	no data	no data	Baltimore	DHS	MD	21215	0
5068967	Family Home Settings	Treatment Foster Care (Private)	Parker Therapeutic Services, Inc.			DHS	CPA: Treatment Foster Care	no data	no data	no data	no data	no data	Reisterstown	DHS	MD	21136	0
5070091	Family Home Settings	Treatment Foster Care (Private)	Parker Therapeutic Services, Inc.			DHS	CPA: Treatment Foster Care	no data	no data	no data	no data	no data	Baltimore	DHS	MD	21216	0
5079102	Family Home Settings	Treatment Foster Care (Private)	Parker Therapeutic Services, Inc.			DHS	CPA: Treatment Foster Care	42	no data	1	20	no data	Baltimore	DHS	MD	21213	44
5079996	Family Home Settings	Treatment Foster Care (Private)	Parker Therapeutic Services, Inc.			DHS	CPA: Treatment Foster Care	42	no data	1	20	no data	Baltimore	DHS	MD	21220	44
5082561	Family Home Settings	Treatment Foster Care (Private)	Parker Therapeutic Services, Inc.			DHS	CPA: Treatment Foster Care	no data	no data	no data	no data	no data	Baltimore	DHS	MD	21207	0
5083624	Family Home Settings	Treatment Foster Care (Private)	Parker Therapeutic Services, Inc.			DHS	CPA: Treatment Foster Care	no data	no data	no data	no data	no data	Baltimore	DHS	MD	21244	0
5083625	Family Home Settings	Treatment Foster Care (Private)	Parker Therapeutic Services, Inc.			DHS	CPA: Treatment Foster Care	no data	no data	no data	no data	no data	Essex	DHS	MD	21221	0
5083626	Family Home Settings	Treatment Foster Care (Private)	Parker Therapeutic Services, Inc.			DHS	CPA: Treatment Foster Care	no data	no data	no data	no data	no data	Baltimore	DHS	MD	21223	0

Agency Provider ID	Category	Subcategory	Organization Name	Provider Name	License Num.	License Agency	License Type	Agency Cap.	License Cap.	Age From	Age To	Provider Address	City	Juris.	State	ZIP	No. of Plcmnts
5000883	Family Home Settings	Treatment Foster Care (Private)	Pressley Ridge, Inc.	Pressley Ridge Cumberland		DHS	CPA: Treatment Foster Care	24	1	0	20	no data	Cumberland	DHS	MD	21502	19
5000886	Family Home Settings	Treatment Foster Care (Private)	Pressley Ridge, Inc.			DHS	CPA: Treatment Foster Care	38	Unlimited	0	20	no data	Clinton	DHS	MD	20735	28
5000887	Family Home Settings	Treatment Foster Care (Private)	Pressley Ridge, Inc.			DHS	CPA: Treatment Foster Care	38	Unlimited	0	20	no data	Hagerstown	DHS	MD	21740	28
5000905	Family Home Settings	Treatment Foster Care (Private)	Pressley Ridge, Inc.			DHS	CPA: Treatment Foster Care	38	Unlimited	0	20	no data	Oakland	DHS	MD	21550	28
5000939	Family Home Settings	Treatment Foster Care (Private)	Pressley Ridge, Inc.			DHS	CPA: Treatment Foster Care	38	Unlimited	0	20	no data	Baltimore	DHS	MD	21244	28
5000940	Family Home Settings	Treatment Foster Care (Private)	Pressley Ridge, Inc.			DHS	CPA: Treatment Foster Care	38	Unlimited	0	20	no data	Owings Mills	DHS	MD	21117	28
5000951	Family Home Settings	Treatment Foster Care (Private)	Pressley Ridge, Inc.			DHS	CPA: Treatment Foster Care	38	Unlimited	0	20	no data	Baltimore	DHS	MD	21218	28
5000960	Family Home Settings	Treatment Foster Care (Private)	Pressley Ridge, Inc.			DHS	CPA: Treatment Foster Care	24	Unlimited	0	20	no data	Baltimore	DHS	MD	21217	19
5023874	Family Home Settings	Treatment Foster Care (Private)	Pressley Ridge, Inc.			DHS	CPA: Treatment Foster Care	30	Unlimited	0	21	no data	Glen Burnie	DHS	MD	21061	18

Agency Provider ID	Category	Subcategory	Organization Name	Provider Name	License Num.	License Agency	License Type	Agency Cap.	License Cap.	Age From	Age To	Provider Address	City	Juris.	State	ZIP	No. of Plcmts
5033648	Family Home Settings	Treatment Foster Care (Private)	Pressley Ridge, Inc.			DHS	CPA: Treatment Foster Care	38	no data	0	20	no data	Joppa	DHS	MD	21085	28
5033670	Family Home Settings	Treatment Foster Care (Private)	Pressley Ridge, Inc.			DHS	CPA: Treatment Foster Care	58	Unlimited	0	20	no data	Cumberland	DHS	MD	21502	49
5035495	Family Home Settings	Treatment Foster Care (Private)	Pressley Ridge, Inc.			DHS	CPA: Treatment Foster Care	93	Unlimited	0	20	no data	Hagerstown	DHS	MD	21740	90
5042479	Family Home Settings	Treatment Foster Care (Private)	Pressley Ridge, Inc.			DHS	CPA: Treatment Foster Care	no data	2	no data	no data	no data	Elkridge	DHS	MD	21075	0
5052172	Family Home Settings	Treatment Foster Care (Private)	Pressley Ridge, Inc.			DHS	CPA: Treatment Foster Care	47	no data	0	20	no data	Owings Mills	DHS	MD	21117	31
5054856	Family Home Settings	Treatment Foster Care (Private)	Pressley Ridge, Inc.			DHS	CPA: Treatment Foster Care	1	no data	0	20	no data	Baltimore	DHS	MD	21206	0
5057661	Family Home Settings	Treatment Foster Care (Private)	Pressley Ridge, Inc.			DHS	CPA: Treatment Foster Care	no data	no data	no data	no data	no data	Baltimore	DHS	MD	21206	0
5059394	Family Home Settings	Treatment Foster Care (Private)	Pressley Ridge, Inc.			DHS	CPA: Treatment Foster Care	38	no data	0	21	no data	Oakland	DHS	MD	21550	27
5061783	Family Home Settings	Treatment Foster Care (Private)	Pressley Ridge, Inc.	Pressley Ridge Caroline St		DHS	CPA: Treatment Foster Care	no data	Unlimited	no data	no data	no data	Baltimore	DHS	MD	21231	0

Agency Provider ID	Category	Subcategory	Organization Name	Provider Name	License Num.	License Agency	License Type	Agency Cap.	License Cap.	Age From	Age To	Provider Address	City	Juris.	State	ZIP	No. of Plcmts
5062004	Family Home Settings	Treatment Foster Care (Private)	Pressley Ridge, Inc.			DHS	CPA: Treatment Foster Care	54	no data	0	18	no data	Baltimore	DHS	MD	21218	50
5062093	Family Home Settings	Treatment Foster Care (Private)	Pressley Ridge, Inc.			DHS	CPA: Treatment Foster Care	38	no data	0	20	no data	Baltimore	DHS	MD	21216	28
5062100	Family Home Settings	Treatment Foster Care (Private)	Pressley Ridge, Inc.			DHS	CPA: Treatment Foster Care	3	16	0	20	no data	Baltimore	DHS	MD	21239	3
5062102	Family Home Settings	Treatment Foster Care (Private)	Pressley Ridge, Inc.			DHS	CPA: Treatment Foster Care	3	no data	0	20	no data	Baltimore	DHS	MD	21214	3
5062105	Family Home Settings	Treatment Foster Care (Private)	Pressley Ridge, Inc.			DHS	CPA: Treatment Foster Care	38	no data	0	20	no data	Baltimore	DHS	MD	21202	28
5062107	Family Home Settings	Treatment Foster Care (Private)	Pressley Ridge, Inc.			DHS	CPA: Treatment Foster Care	no data	no data	no data	no data	no data	Baltimore	DHS	MD	21229	0
5062853	Family Home Settings	Treatment Foster Care (Private)	Pressley Ridge, Inc.			DHS	CPA: Treatment Foster Care	no data	no data	no data	no data	no data	Cumberland	DHS	MD	21502	0
5064443	Family Home Settings	Treatment Foster Care (Private)	Pressley Ridge, Inc.			DHS	CPA: Treatment Foster Care	93	no data	0	20	no data	Baltimore	DHS	MD	21228	90
5064763	Family Home Settings	Treatment Foster Care (Private)	Pressley Ridge, Inc.			DHS	CPA: Treatment Foster Care	no data	no data	no data	no data	no data	Bowie	DHS	MD	20716	0

Agency Provider ID	Category	Subcategory	Organization Name	Provider Name	License Num.	License Agency	License Type	Agency Cap.	License Cap.	Age From	Age To	Provider Address	City	Juris.	State	ZIP	No. of Plcmnts
5064766	Family Home Settings	Treatment Foster Care (Private)	Pressley Ridge, Inc.			DHS	CPA: Treatment Foster Care	no data	no data	no data	no data	no data	Baltimore	DHS	MD	21212	0
5065930	Family Home Settings	Treatment Foster Care (Private)	Pressley Ridge, Inc.			DHS	CPA: Treatment Foster Care	no data	no data	no data	no data	no data	Baltimore	DHS	MD	21215	0
5065936	Family Home Settings	Treatment Foster Care (Private)	Pressley Ridge, Inc.			DHS	CPA: Treatment Foster Care	no data	no data	no data	no data	no data	Baltimore	DHS	MD	21206	0
5068777	Family Home Settings	Treatment Foster Care (Private)	Pressley Ridge, Inc.			DHS	CPA: Treatment Foster Care	no data	no data	no data	no data	no data	Baltimore	DHS	MD	21207	0
5071053	Family Home Settings	Treatment Foster Care (Private)	Pressley Ridge, Inc.			DHS	CPA: Treatment Foster Care	no data	no data	no data	no data	no data	Baltimore	DHS	MD	21215	0
5071321	Family Home Settings	Treatment Foster Care (Private)	Pressley Ridge, Inc.			DHS	CPA: Treatment Foster Care	no data	no data	no data	no data	no data	Baltimore	DHS	MD	21206	0
5072070	Family Home Settings	Treatment Foster Care (Private)	Pressley Ridge, Inc.			DHS	CPA: Treatment Foster Care	no data	no data	no data	no data	no data	Baltimore	DHS	MD	21213	0
5072884	Family Home Settings	Treatment Foster Care (Private)	Pressley Ridge, Inc.			DHS	CPA: Treatment Foster Care	no data	no data	no data	no data	no data	Randallstown	DHS	MD	21133	0
5073240	Family Home Settings	Treatment Foster Care (Private)	Pressley Ridge, Inc.			DHS	CPA: Treatment Foster Care	no data	no data	no data	no data	no data	Glen Burnie	DHS	MD	21060	0



Agency Provider ID	Category	Subcategory	Organization Name	Provider Name	License Num.	License Agency	License Type	Agency Cap.	License Cap.	Age From	Age To	Provider Address	City	Juris.	State	ZIP	No. of Plcmnts
5073788	Family Home Settings	Treatment Foster Care (Private)	Pressley Ridge, Inc.			DHS	CPA: Treatment Foster Care	no data	no data	no data	no data	no data	Baltimore	DHS	MD	21212	0
5074266	Family Home Settings	Treatment Foster Care (Private)	Pressley Ridge, Inc.			DHS	CPA: Treatment Foster Care	no data	no data	no data	no data	no data	Baltimore	DHS	MD	21234	0
5074340	Family Home Settings	Treatment Foster Care (Private)	Pressley Ridge, Inc.			DHS	CPA: Treatment Foster Care	no data	1	no data	no data	no data	Randallstown	DHS	MD	21133	0
5075201	Family Home Settings	Treatment Foster Care (Private)	Pressley Ridge, Inc.			DHS	CPA: Treatment Foster Care	no data	no data	no data	no data	no data	Cumberland	DHS	MD	21502	0
5075438	Family Home Settings	Treatment Foster Care (Private)	Pressley Ridge, Inc.			DHS	CPA: Treatment Foster Care	no data	no data	no data	no data	no data	Baltimore	DHS	MD	21201	0
5075750	Family Home Settings	Treatment Foster Care (Private)	Pressley Ridge, Inc.			DHS	CPA: Treatment Foster Care	30	no data	0	21	no data	Williamsport	DHS	MD	21795	14
5077166	Family Home Settings	Treatment Foster Care (Private)	Pressley Ridge, Inc.			DHS	CPA: Treatment Foster Care	24	no data	0	20	no data	Boonsboro	DHS	MD	21713	19
5080442	Family Home Settings	Treatment Foster Care (Private)	Pressley Ridge, Inc.			DHS	CPA: Treatment Foster Care	no data	no data	no data	no data	no data	Gwynn Oak	DHS	MD	21207	0
5001572	Family Home Settings	Treatment Foster Care (Private)	Progressive Life Center, Inc.	Progressive Life Center, Inc. - Landover TFC		DHS	CPA: Treatment Foster Care	58	6	0	20	no data	Landover	DHS	MD	20785	49

Agency Provider ID	Category	Subcategory	Organization Name	Provider Name	License Num.	License Agency	License Type	Agency Cap.	License Cap.	Age From	Age To	Provider Address	City	Juris.	State	ZIP	No. of Plcmnts
5001775	Family Home Settings	Treatment Foster Care (Private)	Progressive Life Center, Inc.			DHS	CPA: Treatment Foster Care	59	no data	0	20	no data	Oxon Hill	DHS	MD	20745	60
5023102	Family Home Settings	Treatment Foster Care (Private)	Progressive Life Center, Inc.			DHS	CPA: Treatment Foster Care	no data	no data	no data	no data	no data	Baltimore	DHS	MD	21208	0
5033689	Family Home Settings	Treatment Foster Care (Private)	Progressive Life Center, Inc.			DHS	CPA: Treatment Foster Care	90	Unlimited	0	20	no data	Port Deposit	DHS	MD	21904	64
5035650	Family Home Settings	Treatment Foster Care (Private)	Progressive Life Center, Inc.			DHS	CPA: Treatment Foster Care	58	Unlimited	0	20	no data	Capital Heights	DHS	MD	20743	49
5035657	Family Home Settings	Treatment Foster Care (Private)	Progressive Life Center, Inc.			DHS	CPA: Treatment Foster Care	58	Unlimited	0	20	no data	Accokeek	DHS	MD	20607	49
5035660	Family Home Settings	Treatment Foster Care (Private)	Progressive Life Center, Inc.			DHS	CPA: Treatment Foster Care	no data	Unlimited	no data	no data	no data	Upper Marlboro	DHS	MD	20774	0
5035663	Family Home Settings	Treatment Foster Care (Private)	Progressive Life Center, Inc.			DHS	CPA: Treatment Foster Care	53	Unlimited	0	20	no data	Ft. Washington	DHS	MD	20744	25
5036124	Family Home Settings	Treatment Foster Care (Private)	Progressive Life Center, Inc.	Progressive Life Center - 2641 Maryland Ave		DHS	CPA: Treatment Foster Care	54	no data	0	18	no data	Baltimore	DHS	MD	21218	50
5037686	Family Home Settings	Treatment Foster Care (Private)	Progressive Life Center, Inc.			DHS	CPA: Treatment Foster Care	42	Unlimited	1	20	no data	District Heights	DHS	MD	20747	44

Agency Provider ID	Category	Subcategory	Organization Name	Provider Name	License Num.	License Agency	License Type	Agency Cap.	License Cap.	Age From	Age To	Provider Address	City	Juris.	State	ZIP	No. of Plcmnts
5044770	Family Home Settings	Treatment Foster Care (Private)	Progressive Life Center, Inc.	Progressive Life Center, Inc - Landover ILP		DHS	CPA: Treatment Foster Care	79	no data	0	20	no data	Landover	DHS	MD	20785	42
5046601	Family Home Settings	Treatment Foster Care (Private)	Progressive Life Center, Inc.			DHS	CPA: Treatment Foster Care	59	no data	0	20	no data	Upper Marlboro	DHS	MD	20774	60
5062358	Family Home Settings	Treatment Foster Care (Private)	Progressive Life Center, Inc.			DHS	CPA: Treatment Foster Care	no data	no data	no data	no data	no data	Waldorf	DHS	MD	20603	0
5065320	Family Home Settings	Treatment Foster Care (Private)	Progressive Life Center, Inc.			DHS	CPA: Treatment Foster Care	no data	no data	no data	no data	no data	Bowie	DHS	MD	20716	0
5068343	Family Home Settings	Treatment Foster Care (Private)	Progressive Life Center, Inc.			DHS	CPA: Treatment Foster Care	no data	no data	no data	no data	no data	Clinton	DHS	MD	20785	0
5068344	Family Home Settings	Treatment Foster Care (Private)	Progressive Life Center, Inc.			DHS	CPA: Treatment Foster Care	no data	no data	no data	no data	no data	Clinton	DHS	MD	20735	0
5069161	Family Home Settings	Treatment Foster Care (Private)	Progressive Life Center, Inc.	PLC ILP - 6433 #202 Pennsylvania		DHS	CPA: Treatment Foster Care	no data	no data	no data	no data	no data	District Heights	DHS	MD	20747	0
5069167	Family Home Settings	Treatment Foster Care (Private)	Progressive Life Center, Inc.	PLC ILP - 6563 #203 Pennsylvania		DHS	CPA: Treatment Foster Care	no data	no data	no data	no data	no data	District Heights	DHS	MD	20747	0
5071348	Family Home Settings	Treatment Foster Care (Private)	Progressive Life Center, Inc.			DHS	CPA: Treatment Foster Care	no data	no data	no data	no data	no data	Brandywine	DHS	MD	20613	0

Agency Provider ID	Category	Subcategory	Organization Name	Provider Name	License Num.	License Agency	License Type	Agency Cap.	License Cap.	Age From	Age To	Provider Address	City	Juris.	State	ZIP	No. of Plcmnts
5072001	Family Home Settings	Treatment Foster Care (Private)	Progressive Life Center, Inc.			DHS	CPA: Treatment Foster Care	40	no data	0	20	no data	District Heights	DHS	MD	20747	19
5072032	Family Home Settings	Treatment Foster Care (Private)	Progressive Life Center, Inc.			DHS	CPA: Treatment Foster Care	no data	no data	no data	no data	no data	Waldorf	DHS	MD	20602	0
5072171	Family Home Settings	Treatment Foster Care (Private)	Progressive Life Center, Inc.			DHS	CPA: Treatment Foster Care	no data	no data	no data	no data	no data	Waldorf	DHS	MD	20603	0
5072172	Family Home Settings	Treatment Foster Care (Private)	Progressive Life Center, Inc.			DHS	CPA: Treatment Foster Care	no data	no data	no data	no data	no data	Bowie	DHS	MD	20716	0
5072742	Family Home Settings	Treatment Foster Care (Private)	Progressive Life Center, Inc.			DHS	CPA: Treatment Foster Care	no data	no data	no data	no data	no data	Laurel	DHS	MD	20708	0
5073637	Family Home Settings	Treatment Foster Care (Private)	Progressive Life Center, Inc.	PLC ILP - 6457 #204 Pennsylvania		DHS	CPA: Treatment Foster Care	no data	4	no data	no data	no data	District Heights	DHS	MD	20747	0
5074199	Family Home Settings	Treatment Foster Care (Private)	Progressive Life Center, Inc.			DHS	CPA: Treatment Foster Care	no data	no data	no data	no data	no data	Woodstock	DHS	MD	21163	0
5074342	Family Home Settings	Treatment Foster Care (Private)	Progressive Life Center, Inc.			DHS	CPA: Treatment Foster Care	no data	no data	no data	no data	no data	Baltimore	DHS	MD	21239	0
5074343	Family Home Settings	Treatment Foster Care (Private)	Progressive Life Center, Inc.			DHS	CPA: Treatment Foster Care	no data	no data	no data	no data	no data	Randallstown	DHS	MD	21133	0

Agency Provider ID	Category	Subcategory	Organization Name	Provider Name	License Num.	License Agency	License Type	Agency Cap.	License Cap.	Age From	Age To	Provider Address	City	Juris.	State	ZIP	No. of Plcmnts
5074346	Family Home Settings	Treatment Foster Care (Private)	Progressive Life Center, Inc.			DHS	CPA: Treatment Foster Care	no data	no data	no data	no data	no data	Baltimore	DHS	MD	21207	0
5074958	Family Home Settings	Treatment Foster Care (Private)	Progressive Life Center, Inc.			DHS	CPA: Treatment Foster Care	no data	no data	no data	no data	no data	Baltimore	DHS	MD	21223	0
5075340	Family Home Settings	Treatment Foster Care (Private)	Progressive Life Center, Inc.			DHS	CPA: Treatment Foster Care	no data	no data	no data	no data	no data	Gwynn Oak	DHS	MD	21207	0
5076504	Family Home Settings	Treatment Foster Care (Private)	Progressive Life Center, Inc.			DHS	CPA: Treatment Foster Care	no data	no data	no data	no data	no data	Clinton	DHS	MD	20735	0
5078811	Family Home Settings	Treatment Foster Care (Private)	Progressive Life Center, Inc.			DHS	CPA: Treatment Foster Care	no data	Unlimited	no data	no data	no data	Cockeysville	DHS	MD	21030	0
5078813	Family Home Settings	Treatment Foster Care (Private)	Progressive Life Center, Inc.			DHS	CPA: Treatment Foster Care	no data	no data	no data	no data	no data	Randallstown	DHS	MD	21133	0
5081671	Family Home Settings	Treatment Foster Care (Private)	Progressive Life Center, Inc.			DHS	CPA: Treatment Foster Care	no data	Unlimited	no data	no data	no data	Owings Mills	DHS	MD	21117	0
5082083	Family Home Settings	Treatment Foster Care (Private)	Progressive Life Center, Inc.	PLC ILP - 6589 #104 Pennsylvania		DHS	CPA: Treatment Foster Care	no data	no data	no data	no data	no data	District Heights	DHS	MD	20747	0
5082295	Family Home Settings	Treatment Foster Care (Private)	Progressive Life Center, Inc.			DHS	CPA: Treatment Foster Care	no data	no data	no data	no data	no data	Capital Heights	DHS	MD	20743	0

Agency Provider ID	Category	Subcategory	Organization Name	Provider Name	License Num.	License Agency	License Type	Agency Cap.	License Cap.	Age From	Age To	Provider Address	City	Juris.	State	ZIP	No. of Plcmnts
5082675	Family Home Settings	Treatment Foster Care (Private)	Progressive Life Center, Inc.			DHS	CPA: Treatment Foster Care	no data	Unlimited	no data	no data	no data	Essex	DHS	MD	21221	0
5082922	Family Home Settings	Treatment Foster Care (Private)	Progressive Life Center, Inc.			DHS	CPA: Treatment Foster Care	no data	no data	no data	no data	no data	Temple Hills	DHS	MD	20748	0
5083628	Family Home Settings	Treatment Foster Care (Private)	Progressive Life Center, Inc.			DHS	CPA: Treatment Foster Care	no data	no data	no data	no data	no data	Baltimore	DHS	MD	21239	0
5044837	Family Home Settings	Treatment Foster Care (Private)	Progressive Steps, Inc.			DHS	CPA: Treatment Foster Care	no data	no data	no data	no data	no data	Randallstown	DHS	MD	21133	0
5062847	Family Home Settings	Treatment Foster Care (Private)	Progressive Steps, Inc.			DHS	CPA: Treatment Foster Care	no data	Unlimited	no data	no data	no data	Baltimore	DHS	MD	21244	0
5073749	Family Home Settings	Treatment Foster Care (Private)	Progressive Steps, Inc.			DHS	CPA: Treatment Foster Care	no data	no data	no data	no data	no data	Baltimore	DHS	MD	21212	0
5074404	Family Home Settings	Treatment Foster Care (Private)	Progressive Steps, Inc.			DHS	CPA: Treatment Foster Care	no data	no data	no data	no data	no data	Hanover	DHS	MD	21076	0
5077026	Family Home Settings	Treatment Foster Care (Private)	Progressive Steps, Inc.			DHS	CPA: Treatment Foster Care	15	no data	0	20	no data	Baltimore	DHS	MD	21216	9
5081090	Family Home Settings	Treatment Foster Care (Private)	Progressive Steps, Inc.			DHS	CPA: Treatment Foster Care	no data	3	no data	no data	no data	Randallstown	DHS	MD	21133	0

Agency Provider ID	Category	Subcategory	Organization Name	Provider Name	License Num.	License Agency	License Type	Agency Cap.	License Cap.	Age From	Age To	Provider Address	City	Juris.	State	ZIP	No. of Plcmnts
5001594	Family Home Settings	Treatment Foster Care (Private)	PSI Services, Inc.	PSI Services TFC		DHS	CPA: Treatment Foster Care	8	Unlimited	0	21	no data	Hyattsville	DHS	MD	20785	1
5024291	Family Home Settings	Treatment Foster Care (Private)	PSI Services, Inc.			DHS	CPA: Treatment Foster Care	no data	Unlimited	no data	no data	no data	Randallstown	DHS	MD	21133	0
5024307	Family Home Settings	Treatment Foster Care (Private)	PSI Services, Inc.			DHS	CPA: Treatment Foster Care	no data	no data	no data	no data	no data	Abingdon	DHS	MD	21009	0
5024320	Family Home Settings	Treatment Foster Care (Private)	PSI Services, Inc.			DHS	CPA: Treatment Foster Care	79	no data	0	20	no data	Windsor Mill	DHS	MD	21244	42
5024484	Family Home Settings	Treatment Foster Care (Private)	PSI Services, Inc.			DHS	CPA: Treatment Foster Care	8	Unlimited	0	21	no data	Cambridge	DHS	MD	21613	1
5024499	Family Home Settings	Treatment Foster Care (Private)	PSI Services, Inc.			DHS	CPA: Treatment Foster Care	no data	no data	no data	no data	no data	Baltimore	DHS	MD	21215	0
5024504	Family Home Settings	Treatment Foster Care (Private)	PSI Services, Inc.			DHS	CPA: Treatment Foster Care	no data	Unlimited	no data	no data	no data	Baltimore	DHS	MD	21207	0
5024556	Family Home Settings	Treatment Foster Care (Private)	PSI Services, Inc.			DHS	CPA: Treatment Foster Care	no data	no data	no data	no data	no data	Baltimore	DHS	MD	21229	0
5040874	Family Home Settings	Treatment Foster Care (Private)	PSI Services, Inc.			DHS	CPA: Treatment Foster Care	no data	no data	no data	no data	no data	Rosedale	DHS	MD	21237	0

Agency Provider ID	Category	Subcategory	Organization Name	Provider Name	License Num.	License Agency	License Type	Agency Cap.	License Cap.	Age From	Age To	Provider Address	City	Juris.	State	ZIP	No. of Plcmnts
5040877	Family Home Settings	Treatment Foster Care (Private)	PSI Services, Inc.			DHS	CPA: Treatment Foster Care	13	no data	0	20	no data	Windsor Mill	DHS	MD	21244	6
5062574	Family Home Settings	Treatment Foster Care (Private)	PSI Services, Inc.			DHS	CPA: Treatment Foster Care	2	Unlimited	0	20	no data	Sparrows Point	DHS	MD	21219	2
5066647	Family Home Settings	Treatment Foster Care (Private)	PSI Services, Inc.			DHS	CPA: Treatment Foster Care	no data	no data	no data	no data	no data	Baltimore	DHS	MD	21207	0
5068904	Family Home Settings	Treatment Foster Care (Private)	PSI Services, Inc.			DHS	CPA: Treatment Foster Care	no data	no data	no data	no data	no data	Randallstown	DHS	MD	21133	0
5070162	Family Home Settings	Treatment Foster Care (Private)	PSI Services, Inc.			DHS	CPA: Treatment Foster Care	no data	no data	no data	no data	no data	Suitland	DHS	MD	20746	0
5071078	Family Home Settings	Treatment Foster Care (Private)	PSI Services, Inc.			DHS	CPA: Treatment Foster Care	no data	no data	no data	no data	no data	Baltimore	DHS	MD	21215	0
5079223	Family Home Settings	Treatment Foster Care (Private)	PSI Services, Inc.			DHS	CPA: Treatment Foster Care	no data	no data	no data	no data	no data	Columbia	DHS	MD	21045	0
5022235	Family Home Settings	Treatment Foster Care (Private)	San Mar Children's Home, Inc.			DHS	CPA: Treatment Foster Care	47	5	0	20	no data	Smithsburg	DHS	MD	21783	31
5022243	Family Home Settings	Treatment Foster Care (Private)	San Mar Children's Home, Inc.			DHS	CPA: Treatment Foster Care	47	no data	0	20	no data	Hagerstown	DHS	MD	21742	31



Agency Provider ID	Category	Subcategory	Organization Name	Provider Name	License Num.	License Agency	License Type	Agency Cap.	License Cap.	Age From	Age To	Provider Address	City	Juris.	State	ZIP	No. of Plcmnts
5022250	Family Home Settings	Treatment Foster Care (Private)	San Mar Children's Home, Inc.			DHS	CPA: Treatment Foster Care	47	8	0	20	no data	Hagerstown	DHS	MD	21740	31
5022253	Family Home Settings	Treatment Foster Care (Private)	San Mar Children's Home, Inc.			DHS	CPA: Treatment Foster Care	no data	3	no data	no data	no data	Hagerstown	DHS	MD	21742	0
5033917	Family Home Settings	Treatment Foster Care (Private)	San Mar Children's Home, Inc.			DHS	CPA: Treatment Foster Care	47	Unlimited	0	20	no data	Sharpsburg	DHS	MD	21782	31
5033960	Family Home Settings	Treatment Foster Care (Private)	San Mar Children's Home, Inc.			DHS	CPA: Treatment Foster Care	47	Unlimited	0	20	no data	Hagerstown	DHS	MD	21740	31
5033963	Family Home Settings	Treatment Foster Care (Private)	San Mar Children's Home, Inc.			DHS	CPA: Treatment Foster Care	no data	no data	no data	no data	no data	Williamsport	DHS	MD	21795	0
5033971	Family Home Settings	Treatment Foster Care (Private)	San Mar Children's Home, Inc.			DHS	CPA: Treatment Foster Care	1	no data	0	20	no data	Hagerstown	DHS	MD	21740	0
5041084	Family Home Settings	Treatment Foster Care (Private)	San Mar Children's Home, Inc.			DHS	CPA: Treatment Foster Care	42	no data	1	20	no data	Hagerstown	DHS	MD	21740	44
5046110	Family Home Settings	Treatment Foster Care (Private)	San Mar Children's Home, Inc.			DHS	CPA: Treatment Foster Care	93	no data	0	20	no data	Smithsburg	DHS	MD	21783	90
5052113	Family Home Settings	Treatment Foster Care (Private)	San Mar Children's Home, Inc.			DHS	CPA: Treatment Foster Care	no data	no data	no data	no data	no data	Hagerstown	DHS	MD	21740	0

Agency Provider ID	Category	Subcategory	Organization Name	Provider Name	License Num.	License Agency	License Type	Agency Cap.	License Cap.	Age From	Age To	Provider Address	City	Juris.	State	ZIP	No. of Plcmnts
5052255	Family Home Settings	Treatment Foster Care (Private)	San Mar Children's Home, Inc.			DHS	Alternative Living Unit	3	no data	0	20	no data	Knoxville	DHS	MD	21758	4
5055300	Family Home Settings	Treatment Foster Care (Private)	San Mar Children's Home, Inc.			DHS	CPA: Treatment Foster Care	no data	no data	no data	no data	no data	Hagerstown	DHS	MD	21742	0
5055570	Family Home Settings	Treatment Foster Care (Private)	San Mar Children's Home, Inc.			DHS	CPA: Treatment Foster Care	no data	Unlimited	no data	no data	no data	Hagerstown	DHS	MD	21742	0
5058044	Family Home Settings	Treatment Foster Care (Private)	San Mar Children's Home, Inc.			DHS	CPA: Treatment Foster Care	30	43	0	21	no data	Clearspring	DHS	MD	21722	14
5061557	Family Home Settings	Treatment Foster Care (Private)	San Mar Children's Home, Inc.			DHS	CPA: Treatment Foster Care	93	Unlimited	0	20	no data	Hagerstown	DHS	MD	21742	90
5062398	Family Home Settings	Treatment Foster Care (Private)	San Mar Children's Home, Inc.			DHS	CPA: Treatment Foster Care	no data	Unlimited	no data	no data	no data	Smithsburg	DHS	MD	21783	0
5064279	Family Home Settings	Treatment Foster Care (Private)	San Mar Children's Home, Inc.			DHS	CPA: Treatment Foster Care	no data	no data	no data	no data	no data	Boonsboro	DHS	MD	21713	0
5069649	Family Home Settings	Treatment Foster Care (Private)	San Mar Children's Home, Inc.			DHS	CPA: Treatment Foster Care	no data	no data	no data	no data	no data	Thurmont	DHS	MD	21788	0
5077953	Family Home Settings	Treatment Foster Care (Private)	San Mar Children's Home, Inc.			DHS	CPA: Treatment Foster Care	47	no data	0	20	no data	Hagerstown	DHS	MD	21742	31

Agency Provider ID	Category	Subcategory	Organization Name	Provider Name	License Num.	License Agency	License Type	Agency Cap.	License Cap.	Age From	Age To	Provider Address	City	Juris.	State	ZIP	No. of Plcmnts
5078252	Family Home Settings	Treatment Foster Care (Private)	San Mar Children's Home, Inc.			DHS	CPA: Treatment Foster Care	47	no data	0	20	no data	Hagerstown	DHS	MD	21740	31
5079201	Family Home Settings	Treatment Foster Care (Private)	San Mar Children's Home, Inc.			DHS	CPA: Treatment Foster Care	47	no data	0	20	no data	Sharpsburg	DHS	MD	21782	31
5081635	Family Home Settings	Treatment Foster Care (Private)	San Mar Children's Home, Inc.			DHS	CPA: Treatment Foster Care	no data	Unlimited	no data	no data	no data	Hagerstown	DHS	MD	21740	0
5082325	Family Home Settings	Treatment Foster Care (Private)	San Mar Children's Home, Inc.			DHS	CPA: Treatment Foster Care	47	no data	0	20	no data	Hagerstown	DHS	MD	21742	31
5083622	Family Home Settings	Treatment Foster Care (Private)	San Mar Children's Home, Inc.			DHS	CPA: Treatment Foster Care	no data	no data	no data	no data	no data	Smithsburg	DHS	MD	21783	0
5040171	Family Home Settings	Treatment Foster Care (Private)	Seraaj Family Homes, Inc.	Seraaj Family Homes - Joppa CPA		DHS	CPA: Treatment Foster Care	19	no data	0	21	no data	Towson	DHS	MD	21286	11
5059384	Family Home Settings	Treatment Foster Care (Private)	Seraaj Family Homes, Inc.			DHS	CPA: Treatment Foster Care	24	no data	0	20	no data	Randallstown	DHS	MD	21133	19
5060055	Family Home Settings	Treatment Foster Care (Private)	Seraaj Family Homes, Inc.			DHS	CPA: Treatment Foster Care	no data	Unlimited	no data	no data	no data	Baltimore	DHS	MD	21215	0
5063397	Family Home Settings	Treatment Foster Care (Private)	Seraaj Family Homes, Inc.			DHS	CPA: Treatment Foster Care	no data	no data	no data	no data	no data	Windsor Mill	DHS	MD	21244	0

Agency Provider ID	Category	Subcategory	Organization Name	Provider Name	License Num.	License Agency	License Type	Agency Cap.	License Cap.	Age From	Age To	Provider Address	City	Juris.	State	ZIP	No. of Plcmts
5073500	Family Home Settings	Treatment Foster Care (Private)	Seraaj Family Homes, Inc.			DHS	CPA: Treatment Foster Care	no data	no data	no data	no data	no data	Nottingham	DHS	MD	21236	0
5077789	Family Home Settings	Treatment Foster Care (Private)	Seraaj Family Homes, Inc.			DHS	CPA: Treatment Foster Care	no data	Unlimited	no data	no data	no data	Baltimore	DHS	MD	21207	0
5077791	Family Home Settings	Treatment Foster Care (Private)	Seraaj Family Homes, Inc.			DHS	CPA: Treatment Foster Care	no data	no data	no data	no data	no data	Parkville	DHS	MD	21234	0
5079799	Family Home Settings	Treatment Foster Care (Private)	Seraaj Family Homes, Inc.			DHS	CPA: Treatment Foster Care	no data	Unlimited	no data	no data	no data	Parkville	DHS	MD	21234	0
5082297	Family Home Settings	Treatment Foster Care (Private)	Seraaj Family Homes, Inc.			DHS	CPA: Treatment Foster Care	no data	no data	no data	no data	no data	Edgewood	DHS	MD	21040	0
5000405	Family Home Settings	Treatment Foster Care (Private)	The ARC Baltimore, Inc.			DHS	CPA: Treatment Foster Care	37	Unlimited	0	20	no data	Baltimore	DHS	MD	21239	28
5000406	Family Home Settings	Treatment Foster Care (Private)	The ARC Baltimore, Inc.			DHS	CPA: Treatment Foster Care	37	Unlimited	0	20	no data	Baltimore	DHS	MD	21239	28
5000416	Family Home Settings	Treatment Foster Care (Private)	The ARC Baltimore, Inc.			DHS	CPA: Treatment Foster Care	37	Unlimited	0	20	no data	Randallstown	DHS	MD	21133	28
5000447	Family Home Settings	Treatment Foster Care (Private)	The ARC Baltimore, Inc.			DHS	CPA: Treatment Foster Care	37	Unlimited	0	20	no data	Baltimore	DHS	MD	21244	28

Agency Provider ID	Category	Subcategory	Organization Name	Provider Name	License Num.	License Agency	License Type	Agency Cap.	License Cap.	Age From	Age To	Provider Address	City	Juris.	State	ZIP	No. of Plcmts
5000451	Family Home Settings	Treatment Foster Care (Private)	The ARC Baltimore, Inc.			DHS	CPA: Treatment Foster Care	37	Unlimited	0	20	no data	Baltimore	DHS	MD	21207	28
5000478	Family Home Settings	Treatment Foster Care (Private)	The ARC Baltimore, Inc.			DHS	CPA: Treatment Foster Care	37	Unlimited	0	20	no data	Baltimore	DHS	MD	21207	28
5030150	Family Home Settings	Treatment Foster Care (Private)	The ARC Baltimore, Inc.			DHS	CPA: Treatment Foster Care	79	16	0	20	no data	Nottingham	DHS	MD	21236	42
5035373	Family Home Settings	Treatment Foster Care (Private)	The ARC Baltimore, Inc.			DHS	CPA: Treatment Foster Care	54	no data	0	18	no data	Baltimore	DHS	MD	21225	50
5048269	Family Home Settings	Treatment Foster Care (Private)	The ARC Baltimore, Inc.			DHS	CPA: Treatment Foster Care	49	Unlimited	0	20	no data	Owings Mills	DHS	MD	21117	39
5052046	Family Home Settings	Treatment Foster Care (Private)	The ARC Baltimore, Inc.			DHS	CPA: Treatment Foster Care	47	no data	0	20	no data	Baltimore	DHS	MD	21222	31
5062862	Family Home Settings	Treatment Foster Care (Private)	The ARC Baltimore, Inc.			DHS	CPA: Treatment Foster Care	40	Unlimited	0	20	no data	Randallstown	DHS	MD	21133	19
5064312	Family Home Settings	Treatment Foster Care (Private)	The ARC Baltimore, Inc.			DHS	CPA: Treatment Foster Care	no data	Unlimited	no data	no data	no data	Owings Mills	DHS	MD	21117	0
5064317	Family Home Settings	Treatment Foster Care (Private)	The ARC Baltimore, Inc.			DHS	CPA: Treatment Foster Care	no data	no data	no data	no data	no data	Baltimore	DHS	MD	21239	0

Agency Provider ID	Category	Subcategory	Organization Name	Provider Name	License Num.	License Agency	License Type	Agency Cap.	License Cap.	Age From	Age To	Provider Address	City	Juris.	State	ZIP	No. of Plcmnts
5069043	Family Home Settings	Treatment Foster Care (Private)	The ARC Baltimore, Inc.			DHS	CPA: Treatment Foster Care	no data	no data	no data	no data	no data	Baltimore	DHS	MD	21220	0
5076511	Family Home Settings	Treatment Foster Care (Private)	The ARC Baltimore, Inc.			DHS	CPA: Treatment Foster Care	no data	no data	no data	no data	no data	Baltimore	DHS	MD	21239	0
5081235	Family Home Settings	Treatment Foster Care (Private)	The ARC Baltimore, Inc.			DHS	CPA: Treatment Foster Care	no data	Unlimited	no data	no data	no data	Baltimore	DHS	MD	21206	0
5083698	Family Home Settings	Treatment Foster Care (Private)	The ARC Baltimore, Inc.			DHS	CPA: Treatment Foster Care	no data	no data	no data	no data	no data	Owings Mills	DHS	MD	21117	0
5000380	Family Home Settings	Treatment Foster Care (Private)	The ARC Northern Chesapeake Region, Incorporated			DHS	CPA: Treatment Foster Care	30	no data	0	21	no data	Elkton	DHS	MD	21921	14
5000382	Family Home Settings	Treatment Foster Care (Private)	The ARC Northern Chesapeake Region, Incorporated			DHS	CPA: Treatment Foster Care	30	no data	0	21	no data	Forest Hill	DHS	MD	21050	14
5031684	Family Home Settings	Treatment Foster Care (Private)	The ARC Northern Chesapeake Region, Incorporated			DHS	CPA: Treatment Foster Care	30	Unlimited	0	21	no data	Aberdeen	DHS	MD	21001	14
5031685	Family Home Settings	Treatment Foster Care (Private)	The ARC Northern Chesapeake Region, Incorporated			DHS	CPA: Treatment Foster Care	no data	Unlimited	no data	no data	no data	Abingdon	DHS	MD	21009	0
5035366	Family Home Settings	Treatment Foster Care (Private)	The ARC Northern Chesapeake Region, Incorporated			DHS	CPA: Treatment Foster Care	30	Unlimited	0	21	no data	Parkville	DHS	MD	21234	14

Agency Provider ID	Category	Subcategory	Organization Name	Provider Name	License Num.	License Agency	License Type	Agency Cap.	License Cap.	Age From	Age To	Provider Address	City	Juris.	State	ZIP	No. of Plcmnts
5035367	Family Home Settings	Treatment Foster Care (Private)	The ARC Northern Chesapeake Region, Incorporated			DHS	CPA: Treatment Foster Care	37	Unlimited	0	20	no data	Elkton	DHS	MD	21921	28
5044812	Family Home Settings	Treatment Foster Care (Private)	The ARC Northern Chesapeake Region, Incorporated			DHS	CPA: Treatment Foster Care	15	no data	0	20	no data	Bel Air	DHS	MD	21015	9
5058465	Family Home Settings	Treatment Foster Care (Private)	The ARC Northern Chesapeake Region, Incorporated			DHS	CPA: Treatment Foster Care	79	no data	0	20	no data	Baltimore	DHS	MD	21206	42
5064420	Family Home Settings	Treatment Foster Care (Private)	The ARC Northern Chesapeake Region, Incorporated			DHS	CPA: Treatment Foster Care	no data	no data	no data	no data	no data	Edgewood	DHS	MD	21040	0
5066278	Family Home Settings	Treatment Foster Care (Private)	The ARC Northern Chesapeake Region, Incorporated			DHS	CPA: Treatment Foster Care	no data	no data	no data	no data	no data	North East	DHS	MD	21901	0
5075830	Family Home Settings	Treatment Foster Care (Private)	The ARC Northern Chesapeake Region, Incorporated			DHS	CPA: Treatment Foster Care	no data	no data	no data	no data	no data	Edgewood	DHS	MD	21040	0
5077381	Family Home Settings	Treatment Foster Care (Private)	The ARC Northern Chesapeake Region, Incorporated			DHS	CPA: Treatment Foster Care	no data	no data	no data	no data	no data	Bel Air	DHS	MD	21015	0
5083237	Family Home Settings	Treatment Foster Care (Private)	The ARC Northern Chesapeake Region, Incorporated			DHS	CPA: Treatment Foster Care	no data	no data	no data	no data	no data	Cecilton	DHS	MD	21913	0
5000721	Family Home Settings	Treatment Foster Care (Private)	The Children's Choice Of Maryland, Inc.			DHS	CPA: Treatment Foster Care	no data	no data	no data	no data	no data	Federalsburg	DHS	MD	21632	0

Agency Provider ID	Category	Subcategory	Organization Name	Provider Name	License Num.	License Agency	License Type	Agency Cap.	License Cap.	Age From	Age To	Provider Address	City	Juris.	State	ZIP	No. of Plcmts
5001617	Family Home Settings	Treatment Foster Care (Private)	The Children's Choice Of Maryland, Inc.	Children's Choice Inc College Park		DHS	CPA: Treatment Foster Care	80	109	0	20	no data	College Park	DHS	MD	20740	74
5024212	Family Home Settings	Treatment Foster Care (Private)	The Children's Choice Of Maryland, Inc.			DHS	CPA: Treatment Foster Care	79	Unlimited	0	20	no data	Bel Air	DHS	MD	21015	42
5024251	Family Home Settings	Treatment Foster Care (Private)	The Children's Choice Of Maryland, Inc.			DHS	CPA: Treatment Foster Care	no data	no data	no data	no data	no data	Baltimore	DHS	MD	21214	0
5024255	Family Home Settings	Treatment Foster Care (Private)	The Children's Choice Of Maryland, Inc.			DHS	CPA: Treatment Foster Care	79	Unlimited	0	20	no data	Baltimore	DHS	MD	21214	42
5024275	Family Home Settings	Treatment Foster Care (Private)	The Children's Choice Of Maryland, Inc.			DHS	CPA: Treatment Foster Care	no data	Unlimited	no data	no data	no data	Severn	DHS	MD	21144	0
5024411	Family Home Settings	Treatment Foster Care (Private)	The Children's Choice Of Maryland, Inc.			DHS	CPA: Treatment Foster Care	79	Unlimited	0	20	no data	Baltimore	DHS	MD	21207	42
5024476	Family Home Settings	Treatment Foster Care (Private)	The Children's Choice Of Maryland, Inc.			DHS	CPA: Treatment Foster Care	no data	Unlimited	no data	no data	no data	Baltimore	DHS	MD	21207	0
5024480	Family Home Settings	Treatment Foster Care (Private)	The Children's Choice Of Maryland, Inc.			DHS	CPA: Treatment Foster Care	no data	Unlimited	no data	no data	no data	Baltimore	DHS	MD	21230	0
5024515	Family Home Settings	Treatment Foster Care (Private)	The Children's Choice Of Maryland, Inc.			DHS	CPA: Treatment Foster Care	no data	no data	no data	no data	no data	Cambridge	DHS	MD	21613	0



Agency Provider ID	Category	Subcategory	Organization Name	Provider Name	License Num.	License Agency	License Type	Agency Cap.	License Cap.	Age From	Age To	Provider Address	City	Juris.	State	ZIP	No. of Plcmnts
5024535	Family Home Settings	Treatment Foster Care (Private)	The Children's Choice Of Maryland, Inc.			DHS	CPA: Treatment Foster Care	no data	no data	no data	no data	no data	Salisbury	DHS	MD	21804	0
5024586	Family Home Settings	Treatment Foster Care (Private)	The Children's Choice Of Maryland, Inc.			DHS	CPA: Treatment Foster Care	no data	Unlimited	no data	no data	no data	Salisbury	DHS	MD	21801	0
5024604	Family Home Settings	Treatment Foster Care (Private)	The Children's Choice Of Maryland, Inc.			DHS	CPA: Treatment Foster Care	no data	no data	no data	no data	no data	Cambridge	DHS	MD	21613	0
5024620	Family Home Settings	Treatment Foster Care (Private)	The Children's Choice Of Maryland, Inc.			DHS	CPA: Treatment Foster Care	no data	no data	no data	no data	no data	Cambridge	DHS	MD	21613	0
5024707	Family Home Settings	Treatment Foster Care (Private)	The Children's Choice Of Maryland, Inc.			DHS	CPA: Treatment Foster Care	24	no data	14	20	no data	Pasadena	DHS	MD	21122	19
5032188	Family Home Settings	Treatment Foster Care (Private)	The Children's Choice Of Maryland, Inc.			DHS	CPA: Treatment Foster Care	no data	no data	no data	no data	no data	Chestertown	DHS	MD	21620	0
5032203	Family Home Settings	Treatment Foster Care (Private)	The Children's Choice Of Maryland, Inc.			DHS	CPA: Treatment Foster Care	23	Unlimited	0	20	no data	Baltimore	DHS	MD	21239	8
5035455	Family Home Settings	Treatment Foster Care (Private)	The Children's Choice Of Maryland, Inc.			DHS	CPA: Treatment Foster Care	59	1	0	20	no data	Baltimore	DHS	MD	21212	60
5039968	Family Home Settings	Treatment Foster Care (Private)	The Children's Choice Of Maryland, Inc.			DHS	CPA: Treatment Foster Care	no data	Unlimited	no data	no data	no data	Crisfield	DHS	MD	21817	0

Agency Provider ID	Category	Subcategory	Organization Name	Provider Name	License Num.	License Agency	License Type	Agency Cap.	License Cap.	Age From	Age To	Provider Address	City	Juris.	State	ZIP	No. of Plcmts
5040867	Family Home Settings	Treatment Foster Care (Private)	The Children's Choice Of Maryland, Inc.			DHS	CPA: Treatment Foster Care	no data	Unlimited	no data	no data	no data	Pikesville	DHS	MD	21208	0
5040868	Family Home Settings	Treatment Foster Care (Private)	The Children's Choice Of Maryland, Inc.			DHS	CPA: Treatment Foster Care	no data	no data	no data	no data	no data	Denton	DHS	MD	21629	0
5040869	Family Home Settings	Treatment Foster Care (Private)	The Children's Choice Of Maryland, Inc.			DHS	CPA: Treatment Foster Care	no data	Unlimited	no data	no data	no data	Cambridge	DHS	MD	21613	0
5045220	Family Home Settings	Treatment Foster Care (Private)	The Children's Choice Of Maryland, Inc.			DHS	CPA: Treatment Foster Care	no data	Unlimited	no data	no data	no data	Baltimore	DHS	MD	21207	0
5049556	Family Home Settings	Treatment Foster Care (Private)	The Children's Choice Of Maryland, Inc.			DHS	CPA: Treatment Foster Care	no data	no data	no data	no data	no data	Columbia	DHS	MD	21045	0
5049566	Family Home Settings	Treatment Foster Care (Private)	The Children's Choice Of Maryland, Inc.			DHS	CPA: Treatment Foster Care	79	Unlimited	0	20	no data	Pikesville	DHS	MD	21208	42
5051379	Family Home Settings	Treatment Foster Care (Private)	The Children's Choice Of Maryland, Inc.			DHS	CPA: Independent Living	22	no data	16	20	no data	Waldorf	DHS	MD	20602	15
5053901	Family Home Settings	Treatment Foster Care (Private)	The Children's Choice Of Maryland, Inc.			DHS	CPA: Treatment Foster Care	no data	no data	no data	no data	no data	Hyattsville	DHS	MD	20785	0
5055752	Family Home Settings	Treatment Foster Care (Private)	The Children's Choice Of Maryland, Inc.			DHS	CPA: Independent Living	22	Unlimited	16	20	no data	Silver Spring	DHS	MD	20904	15

Agency Provider ID	Category	Subcategory	Organization Name	Provider Name	License Num.	License Agency	License Type	Agency Cap.	License Cap.	Age From	Age To	Provider Address	City	Juris.	State	ZIP	No. of Plcmnts
5056705	Family Home Settings	Treatment Foster Care (Private)	The Children's Choice Of Maryland, Inc.			DHS	CPA: Treatment Foster Care	no data	Unlimited	no data	no data	no data	Elkton	DHS	MD	21921	0
5056868	Family Home Settings	Treatment Foster Care (Private)	The Children's Choice Of Maryland, Inc.			DHS	Residential Treatment Center	43	no data	0	20	no data	Temple Hills	DHS	MD	20748	5
5057307	Family Home Settings	Treatment Foster Care (Private)	The Children's Choice Of Maryland, Inc.			DHS	CPA: Independent Living	6	no data	16	20	no data	Middle River	DHS	MD	21220	5
5058972	Family Home Settings	Treatment Foster Care (Private)	The Children's Choice Of Maryland, Inc.			DHS	CPA: Treatment Foster Care	no data	no data	no data	no data	no data	Baltimore	DHS	MD	21221	0
5060194	Family Home Settings	Treatment Foster Care (Private)	The Children's Choice Of Maryland, Inc.			DHS	CPA: Treatment Foster Care	no data	Unlimited	no data	no data	no data	Upper Marlboro	DHS	MD	20774	0
5060509	Family Home Settings	Treatment Foster Care (Private)	The Children's Choice Of Maryland, Inc.			DHS	CPA: Treatment Foster Care	no data	no data	no data	no data	no data	District Heights	DHS	MD	20747	0
5062414	Family Home Settings	Treatment Foster Care (Private)	The Children's Choice Of Maryland, Inc.			DHS	CPA: Treatment Foster Care	no data	Unlimited	no data	no data	no data	Reisterstown	DHS	MD	21136	0
5066147	Family Home Settings	Treatment Foster Care (Private)	The Children's Choice Of Maryland, Inc.			DHS	CPA: Treatment Foster Care	no data	no data	no data	no data	no data	Lanham	DHS	MD	20706	0
5066266	Family Home Settings	Treatment Foster Care (Private)	The Children's Choice Of Maryland, Inc.			DHS	CPA: Treatment Foster Care	no data	no data	no data	no data	no data	Havre De Grace	DHS	MD	21079	0

Agency Provider ID	Category	Subcategory	Organization Name	Provider Name	License Num.	License Agency	License Type	Agency Cap.	License Cap.	Age From	Age To	Provider Address	City	Juris.	State	ZIP	No. of Plcmnts
5067040	Family Home Settings	Treatment Foster Care (Private)	The Children's Choice Of Maryland, Inc.			DHS	CPA: Treatment Foster Care	no data	no data	no data	no data	no data	Baltimore	DHS	MD	21206	0
5067046	Family Home Settings	Treatment Foster Care (Private)	The Children's Choice Of Maryland, Inc.			DHS	CPA: Treatment Foster Care	no data	Unlimited	no data	no data	no data	Columbia	DHS	MD	21045	0
5069046	Family Home Settings	Treatment Foster Care (Private)	The Children's Choice Of Maryland, Inc.			DHS	CPA: Treatment Foster Care	no data	no data	no data	no data	no data	Chestertown	DHS	MD	21620	0
5069702	Family Home Settings	Treatment Foster Care (Private)	The Children's Choice Of Maryland, Inc.			DHS	CPA: Treatment Foster Care	no data	no data	no data	no data	no data	Denton	DHS	MD	21629	0
5071626	Family Home Settings	Treatment Foster Care (Private)	The Children's Choice Of Maryland, Inc.			DHS	CPA: Treatment Foster Care	no data	no data	no data	no data	no data	Gaithersburg	DHS	MD	20876	0
5072756	Family Home Settings	Treatment Foster Care (Private)	The Children's Choice Of Maryland, Inc.			DHS	CPA: Treatment Foster Care	no data	no data	no data	no data	no data	Upper Marlboro	DHS	MD	20477	0
5074501	Family Home Settings	Treatment Foster Care (Private)	The Children's Choice Of Maryland, Inc.			DHS	CPA: Treatment Foster Care	no data	no data	no data	no data	no data	Waldorf	DHS	MD	20603	0
5074514	Family Home Settings	Treatment Foster Care (Private)	The Children's Choice Of Maryland, Inc.			DHS	CPA: Treatment Foster Care	no data	no data	no data	no data	no data	Baltimore	DHS	MD	21218	0
5074640	Family Home Settings	Treatment Foster Care (Private)	The Children's Choice Of Maryland, Inc.			DHS	CPA: Treatment Foster Care	no data	Unlimited	no data	no data	no data	Baltimore	DHS	MD	21215	0

Agency Provider ID	Category	Subcategory	Organization Name	Provider Name	License Num.	License Agency	License Type	Agency Cap.	License Cap.	Age From	Age To	Provider Address	City	Juris.	State	ZIP	No. of Plcmnts
5074960	Family Home Settings	Treatment Foster Care (Private)	The Children's Choice Of Maryland, Inc.			DHS	CPA: Treatment Foster Care	no data	no data	no data	no data	no data	Perry Hall	DHS	MD	21128	0
5074961	Family Home Settings	Treatment Foster Care (Private)	The Children's Choice Of Maryland, Inc.			DHS	CPA: Treatment Foster Care	no data	no data	no data	no data	no data	Baltimore	DHS	MD	21214	0
5077302	Family Home Settings	Treatment Foster Care (Private)	The Children's Choice Of Maryland, Inc.			DHS	CPA: Treatment Foster Care	no data	Unlimited	no data	no data	no data	Denton	DHS	MD	21629	0
5078759	Family Home Settings	Treatment Foster Care (Private)	The Children's Choice Of Maryland, Inc.			DHS	CPA: Treatment Foster Care	no data	Unlimited	no data	no data	no data	Baltimore	DHS	MD	21207	0
5079216	Family Home Settings	Treatment Foster Care (Private)	The Children's Choice Of Maryland, Inc.			DHS	CPA: Treatment Foster Care	no data	no data	no data	no data	no data	Baltimore	DHS	MD	21215	0
5079788	Family Home Settings	Treatment Foster Care (Private)	The Children's Choice Of Maryland, Inc.			DHS	CPA: Treatment Foster Care	no data	Unlimited	no data	no data	no data	Baltimore	DHS	MD	21214	0
5079790	Family Home Settings	Treatment Foster Care (Private)	The Children's Choice Of Maryland, Inc.			DHS	CPA: Treatment Foster Care	no data	Unlimited	no data	no data	no data	Largo	DHS	MD	20747	0
5081114	Family Home Settings	Treatment Foster Care (Private)	The Children's Choice Of Maryland, Inc.			DHS	CPA: Treatment Foster Care	no data	Unlimited	no data	no data	no data	Elkton	DHS	MD	21921	0
5081693	Family Home Settings	Treatment Foster Care (Private)	The Children's Choice Of Maryland, Inc.			DHS	CPA: Treatment Foster Care	no data	no data	no data	no data	no data	Odenton	DHS	MD	21113	0

Agency Provider ID	Category	Subcategory	Organization Name	Provider Name	License Num.	License Agency	License Type	Agency Cap.	License Cap.	Age From	Age To	Provider Address	City	Juris.	State	ZIP	No. of Plcmnts
5081694	Family Home Settings	Treatment Foster Care (Private)	The Children's Choice Of Maryland, Inc.			DHS	CPA: Treatment Foster Care	no data	no data	no data	no data	no data	Towson	DHS	MD	21286	0
5082308	Family Home Settings	Treatment Foster Care (Private)	The Children's Choice Of Maryland, Inc.			DHS	CPA: Treatment Foster Care	no data	no data	no data	no data	no data	Suitland	DHS	MD	20746	0
5082685	Family Home Settings	Treatment Foster Care (Private)	The Children's Choice Of Maryland, Inc.			DHS	CPA: Treatment Foster Care	no data	no data	no data	no data	no data	Randallstown	DHS	MD	21133	0
5083245	Family Home Settings	Treatment Foster Care (Private)	The Children's Choice Of Maryland, Inc.			DHS	CPA: Treatment Foster Care	no data	no data	no data	no data	no data	Cambridge	DHS	MD	21613	0
5083247	Family Home Settings	Treatment Foster Care (Private)	The Children's Choice Of Maryland, Inc.			DHS	CPA: Treatment Foster Care	no data	no data	no data	no data	no data	Cambridge	DHS	MD	21613	0
5083256	Family Home Settings	Treatment Foster Care (Private)	The Children's Choice Of Maryland, Inc.			DHS	CPA: Treatment Foster Care	no data	10	no data	no data	no data	Berlin	DHS	MD	21811	0
5083333	Family Home Settings	Treatment Foster Care (Private)	The Children's Choice Of Maryland, Inc.			DHS	CPA: Treatment Foster Care	no data	1	no data	no data	no data	Windsor Mill	DHS	MD	21244	0
5083678	Family Home Settings	Treatment Foster Care (Private)	The Children's Choice Of Maryland, Inc.			DHS	CPA: Treatment Foster Care	no data	no data	no data	no data	no data	Baltimore	DHS	MD	21229	0
5001641	Family Home Settings	Treatment Foster Care (Private)	The Children's Guild, Inc.	Children's Guild TFC		DHS	CPA: Treatment Foster Care	no data	Unlimited	no data	no data	no data	Baltimore	DHS	MD	21234	0

Agency Provider ID	Category	Subcategory	Organization Name	Provider Name	License Num.	License Agency	License Type	Agency Cap.	License Cap.	Age From	Age To	Provider Address	City	Juris.	State	ZIP	No. of Plcmts
5022638	Family Home Settings	Treatment Foster Care (Private)	The Children's Guild, Inc.			DHS	CPA: Treatment Foster Care	no data	no data	no data	no data	no data	Baltimore	DHS	MD	21213	0
5032952	Family Home Settings	Treatment Foster Care (Private)	The Children's Guild, Inc.			DHS	CPA: Treatment Foster Care	59	Unlimited	0	20	no data	Baltimore	DHS	MD	21215	60
5032956	Family Home Settings	Treatment Foster Care (Private)	The Children's Guild, Inc.			DHS	CPA: Treatment Foster Care	59	no data	0	20	no data	Baltimore	DHS	MD	21208	60
5032959	Family Home Settings	Treatment Foster Care (Private)	The Children's Guild, Inc.			DHS	CPA: Treatment Foster Care	no data	no data	no data	no data	no data	Essex	DHS	MD	21221	0
5032962	Family Home Settings	Treatment Foster Care (Private)	The Children's Guild, Inc.			DHS	CPA: Treatment Foster Care	59	no data	0	20	no data	Baltimore	DHS	MD	21113	60
5032964	Family Home Settings	Treatment Foster Care (Private)	The Children's Guild, Inc.			DHS	CPA: Treatment Foster Care	59	Unlimited	0	20	no data	Aberdeen	DHS	MD	21001	60
5032972	Family Home Settings	Treatment Foster Care (Private)	The Children's Guild, Inc.			DHS	CPA: Treatment Foster Care	59	Unlimited	0	20	no data	Columbia	DHS	MD	21044	60
5032975	Family Home Settings	Treatment Foster Care (Private)	The Children's Guild, Inc.			DHS	CPA: Treatment Foster Care	38	Unlimited	0	21	no data	Baltimore	DHS	MD	21234	27
5035471	Family Home Settings	Treatment Foster Care (Private)	The Children's Guild, Inc.			DHS	CPA: Treatment Foster Care	59	no data	0	20	no data	Baltimore	DHS	MD	21239	60

Agency Provider ID	Category	Subcategory	Organization Name	Provider Name	License Num.	License Agency	License Type	Agency Cap.	License Cap.	Age From	Age To	Provider Address	City	Juris.	State	ZIP	No. of Plcmts
5035476	Family Home Settings	Treatment Foster Care (Private)	The Children's Guild, Inc.			DHS	CPA: Treatment Foster Care	24	Unlimited	0	20	no data	Baltimore	DHS	MD	21218	19
5044799	Family Home Settings	Treatment Foster Care (Private)	The Children's Guild, Inc.			DHS	CPA: Treatment Foster Care	59	Unlimited	0	20	no data	Baltimore	DHS	MD	21229	60
5044802	Family Home Settings	Treatment Foster Care (Private)	The Children's Guild, Inc.			DHS	CPA: Treatment Foster Care	30	no data	0	21	no data	Baltimore	DHS	MD	21206	14
5046908	Family Home Settings	Treatment Foster Care (Private)	The Children's Guild, Inc.			DHS	CPA: Treatment Foster Care	no data	Unlimited	no data	no data	no data	Baltimore	DHS	MD	21206	0
5057990	Family Home Settings	Treatment Foster Care (Private)	The Children's Guild, Inc.			DHS	CPA: Treatment Foster Care	47	no data	0	20	no data	Glen Burnie	DHS	MD	21061	31
5062276	Family Home Settings	Treatment Foster Care (Private)	The Children's Guild, Inc.			DHS	CPA: Treatment Foster Care	no data	Unlimited	no data	no data	no data	Baltimore	DHS	MD	21215	0
5065140	Family Home Settings	Treatment Foster Care (Private)	The Children's Guild, Inc.			DHS	CPA: Treatment Foster Care	no data	no data	no data	no data	no data	Baltimore	DHS	MD	21244	0
5065141	Family Home Settings	Treatment Foster Care (Private)	The Children's Guild, Inc.			DHS	CPA: Treatment Foster Care	no data	no data	no data	no data	no data	Perry Hall	DHS	MD	21128	0
5068741	Family Home Settings	Treatment Foster Care (Private)	The Children's Guild, Inc.			DHS	CPA: Treatment Foster Care	no data	Unlimited	no data	no data	no data	Essex	DHS	MD	21221	0



Agency Provider ID	Category	Subcategory	Organization Name	Provider Name	License Num.	License Agency	License Type	Agency Cap.	License Cap.	Age From	Age To	Provider Address	City	Juris.	State	ZIP	No. of Plcmts
5072013	Family Home Settings	Treatment Foster Care (Private)	The Children's Guild, Inc.			DHS	CPA: Treatment Foster Care	no data	no data	no data	no data	no data	Baltimore	DHS	MD	21218	0
5072184	Family Home Settings	Treatment Foster Care (Private)	The Children's Guild, Inc.			DHS	CPA: Treatment Foster Care	79	no data	0	20	no data	Baltimore	DHS	MD	21213	42
5074330	Family Home Settings	Treatment Foster Care (Private)	The Children's Guild, Inc.			DHS	CPA: Treatment Foster Care	59	no data	0	20	no data	Baltimore	DHS	MD	21239	60
5074331	Family Home Settings	Treatment Foster Care (Private)	The Children's Guild, Inc.			DHS	CPA: Treatment Foster Care	no data	no data	no data	no data	no data	Baltimore	DHS	MD	21207	0
5074332	Family Home Settings	Treatment Foster Care (Private)	The Children's Guild, Inc.			DHS	CPA: Treatment Foster Care	no data	no data	no data	no data	no data	Baltimore	DHS	MD	21215	0
5074644	Family Home Settings	Treatment Foster Care (Private)	The Children's Guild, Inc.			DHS	CPA: Treatment Foster Care	no data	no data	no data	no data	no data	Dundalk	DHS	MD	21222	0
5074941	Family Home Settings	Treatment Foster Care (Private)	The Children's Guild, Inc.			DHS	CPA: Treatment Foster Care	no data	no data	no data	no data	no data	Columbia	DHS	MD	21045	0
5076151	Family Home Settings	Treatment Foster Care (Private)	The Children's Guild, Inc.			DHS	CPA: Treatment Foster Care	no data	no data	no data	no data	no data	Parkville	DHS	MD	21234	0
5076789	Family Home Settings	Treatment Foster Care (Private)	The Children's Guild, Inc.			DHS	CPA: Independent Living	25	no data	no data	no data	no data	Baltimore	DHS	MD	21205	10

Agency Provider ID	Category	Subcategory	Organization Name	Provider Name	License Num.	License Agency	License Type	Agency Cap.	License Cap.	Age From	Age To	Provider Address	City	Juris.	State	ZIP	No. of Plcmnts
5077161	Family Home Settings	Treatment Foster Care (Private)	The Children's Guild, Inc.			DHS	CPA: Treatment Foster Care	no data	no data	no data	no data	no data	Baltimore	DHS	MD	21212	0
5078806	Family Home Settings	Treatment Foster Care (Private)	The Children's Guild, Inc.			DHS	CPA: Treatment Foster Care	no data	Unlimited	no data	no data	no data	Abingdon	DHS	MD	21009	0
5079210	Family Home Settings	Treatment Foster Care (Private)	The Children's Guild, Inc.			DHS	CPA: Treatment Foster Care	59	no data	0	20	no data	Baltimore	DHS	MD	21206	60
5079743	Family Home Settings	Treatment Foster Care (Private)	The Children's Guild, Inc.			DHS	CPA: Treatment Foster Care	59	no data	0	20	no data	Edgewood	DHS	MD	21040	60
5079984	Family Home Settings	Treatment Foster Care (Private)	The Children's Guild, Inc.			DHS	CPA: Treatment Foster Care	59	no data	0	20	no data	Baltimore	DHS	MD	21206	60
5080179	Family Home Settings	Treatment Foster Care (Private)	The Children's Guild, Inc.			DHS	CPA: Treatment Foster Care	59	Unlimited	0	20	no data	Baltimore	DHS	MD	21206	60
5080467	Family Home Settings	Treatment Foster Care (Private)	The Children's Guild, Inc.			DHS	CPA: Treatment Foster Care	59	no data	0	20	no data	Baltimore	DHS	MD	21239	60
5083641	Family Home Settings	Treatment Foster Care (Private)	The Children's Guild, Inc.			DHS	CPA: Treatment Foster Care	no data	no data	no data	no data	no data	Pikesville	DHS	MD	21208	0
5083642	Family Home Settings	Treatment Foster Care (Private)	The Children's Guild, Inc.			DHS	CPA: Treatment Foster Care	no data	no data	no data	no data	no data	Baltimore	DHS	MD	21239	0

Agency Provider ID	Category	Subcategory	Organization Name	Provider Name	License Num.	License Agency	License Type	Agency Cap.	License Cap.	Age From	Age To	Provider Address	City	Juris.	State	ZIP	No. of Plcmnts
5000752	Family Home Settings	Treatment Foster Care (Private)	The Children's Home, Inc.	The Children's Home Treatment Foster Care		DHS	CPA: Treatment Foster Care	30	Unlimited	0	20	no data	Catonsville	DHS	MD	21228	13
5000754	Family Home Settings	Treatment Foster Care (Private)	The Children's Home, Inc.			DHS	CPA: Treatment Foster Care	30	Unlimited	0	20	no data	Glen Burnie	DHS	MD	21061	13
5000763	Family Home Settings	Treatment Foster Care (Private)	The Children's Home, Inc.			DHS	CPA: Treatment Foster Care	30	Unlimited	0	20	no data	Baltimore	DHS	MD	21218	13
5000768	Family Home Settings	Treatment Foster Care (Private)	The Children's Home, Inc.			DHS	CPA: Treatment Foster Care	30	Unlimited	0	20	no data	Baltimore	DHS	MD	21244	13
5000778	Family Home Settings	Treatment Foster Care (Private)	The Children's Home, Inc.			DHS	CPA: Treatment Foster Care	30	Unlimited	0	20	no data	Baltimore	DHS	MD	21234	13
5024459	Family Home Settings	Treatment Foster Care (Private)	The Children's Home, Inc.			DHS	CPA: Treatment Foster Care	no data	Unlimited	no data	no data	no data	Baltimore	DHS	MD	21212	0
5024469	Family Home Settings	Treatment Foster Care (Private)	The Children's Home, Inc.			DHS	CPA: Treatment Foster Care	30	no data	0	20	no data	Baltimore	DHS	MD	21229	13
5024473	Family Home Settings	Treatment Foster Care (Private)	The Children's Home, Inc.			DHS	CPA: Treatment Foster Care	no data	Unlimited	no data	no data	no data	Gwynn Oak	DHS	MD	21207	0
5035287	Family Home Settings	Treatment Foster Care (Private)	The Children's Home, Inc.			DHS	CPA: Treatment Foster Care	30	no data	0	21	no data	Windsor Mill	DHS	MD	21244	14

Agency Provider ID	Category	Subcategory	Organization Name	Provider Name	License Num.	License Agency	License Type	Agency Cap.	License Cap.	Age From	Age To	Provider Address	City	Juris.	State	ZIP	No. of Plcmnts
5079204	Family Home Settings	Treatment Foster Care (Private)	The Children's Home, Inc.			DHS	CPA: Treatment Foster Care	30	no data	0	20	no data	Reisterstown	DHS	MD	21136	13
5080902	Family Home Settings	Treatment Foster Care (Private)	The Children's Home, Inc.			DHS	CPA: Treatment Foster Care	no data	Unlimited	no data	no data	no data	Baltimore	DHS	MD	21218	0
5001438	Family Home Settings	Treatment Foster Care (Private)	The Martin Pollak Project, Inc.	Martin Pollak Treatment Foster Care		DHS	CPA: Treatment Foster Care	79	Unlimited	0	20	no data	Baltimore	DHS	MD	21224	42
5024194	Family Home Settings	Treatment Foster Care (Private)	The Martin Pollak Project, Inc.			DHS	CPA: Treatment Foster Care	no data	Unlimited	no data	no data	no data	Pasedena	DHS	MD	21133	0
5024220	Family Home Settings	Treatment Foster Care (Private)	The Martin Pollak Project, Inc.			DHS	CPA: Treatment Foster Care	79	Unlimited	0	20	no data	Baltimore	DHS	MD	21244	42
5024234	Family Home Settings	Treatment Foster Care (Private)	The Martin Pollak Project, Inc.			DHS	CPA: Treatment Foster Care	no data	Unlimited	no data	no data	no data	Baltimore	DHS	MD	21215	0
5024260	Family Home Settings	Treatment Foster Care (Private)	The Martin Pollak Project, Inc.			DHS	CPA: Treatment Foster Care	no data	no data	no data	no data	no data	Baltimore	DHS	MD	21207	0
5024338	Family Home Settings	Treatment Foster Care (Private)	The Martin Pollak Project, Inc.			DHS	CPA: Treatment Foster Care	79	Unlimited	0	20	no data	Baltimore	DHS	MD	21213	42
5024341	Family Home Settings	Treatment Foster Care (Private)	The Martin Pollak Project, Inc.			DHS	CPA: Treatment Foster Care	79	no data	0	20	no data	Columbia	DHS	MD	21044	42

Agency Provider ID	Category	Subcategory	Organization Name	Provider Name	License Num.	License Agency	License Type	Agency Cap.	License Cap.	Age From	Age To	Provider Address	City	Juris.	State	ZIP	No. of Plcmnts
5024349	Family Home Settings	Treatment Foster Care (Private)	The Martin Pollak Project, Inc.			DHS	CPA: Treatment Foster Care	79	no data	0	20	no data	Pikesville	DHS	MD	21208	42
5024403	Family Home Settings	Treatment Foster Care (Private)	The Martin Pollak Project, Inc.			DHS	CPA: Treatment Foster Care	no data	Unlimited	no data	no data	no data	Baltimore	DHS	MD	21214	0
5024413	Family Home Settings	Treatment Foster Care (Private)	The Martin Pollak Project, Inc.			DHS	CPA: Treatment Foster Care	79	Unlimited	0	20	no data	Beltsville	DHS	MD	20705	42
5024422	Family Home Settings	Treatment Foster Care (Private)	The Martin Pollak Project, Inc.			DHS	CPA: Treatment Foster Care	79	Unlimited	0	20	no data	Baltimore	DHS	MD	21244	42
5024443	Family Home Settings	Treatment Foster Care (Private)	The Martin Pollak Project, Inc.			DHS	CPA: Treatment Foster Care	30	Unlimited	0	20	no data	Baltimore	DHS	MD	21234	13
5030164	Family Home Settings	Treatment Foster Care (Private)	The Martin Pollak Project, Inc.			DHS	CPA: Treatment Foster Care	79	5	0	20	no data	Baltimore	DHS	MD	21220	42
5030166	Family Home Settings	Treatment Foster Care (Private)	The Martin Pollak Project, Inc.			DHS	CPA: Treatment Foster Care	25	6	0	18	no data	Baltimore	DHS	MD	21234	9
5035795	Family Home Settings	Treatment Foster Care (Private)	The Martin Pollak Project, Inc.			DHS	CPA: Treatment Foster Care	no data	Unlimited	no data	no data	no data	Baltimore	DHS	MD	21221	0
5040661	Family Home Settings	Treatment Foster Care (Private)	The Martin Pollak Project, Inc.			DHS	CPA: Treatment Foster Care	no data	Unlimited	no data	no data	no data	Baltimore	DHS	MD	21206	0

Agency Provider ID	Category	Subcategory	Organization Name	Provider Name	License Num.	License Agency	License Type	Agency Cap.	License Cap.	Age From	Age To	Provider Address	City	Juris.	State	ZIP	No. of Plcmnts
5044791	Family Home Settings	Treatment Foster Care (Private)	The Martin Pollak Project, Inc.			DHS	CPA: Treatment Foster Care	59	no data	0	20	no data	Catonsville	DHS	MD	21228	60
5048829	Family Home Settings	Treatment Foster Care (Private)	The Martin Pollak Project, Inc.			DHS	CPA: Treatment Foster Care	no data	Unlimited	no data	no data	no data	Baltimore	DHS	MD	21205	0
5049574	Family Home Settings	Treatment Foster Care (Private)	The Martin Pollak Project, Inc.			DHS	CPA: Treatment Foster Care	no data	no data	no data	no data	no data	Baltimore	DHS	MD	21234	0
5050308	Family Home Settings	Treatment Foster Care (Private)	The Martin Pollak Project, Inc.			DHS	CPA: Treatment Foster Care	93	no data	0	20	no data	Nottingham	DHS	MD	21236	90
5058504	Family Home Settings	Treatment Foster Care (Private)	The Martin Pollak Project, Inc.			DHS	CPA: Treatment Foster Care	79	Unlimited	0	20	no data	Baltimore	DHS	MD	21215	42
5058507	Family Home Settings	Treatment Foster Care (Private)	The Martin Pollak Project, Inc.			DHS	CPA: Treatment Foster Care	54	Unlimited	0	18	no data	Owings Mills	DHS	MD	21117	50
5059612	Family Home Settings	Treatment Foster Care (Private)	The Martin Pollak Project, Inc.			DHS	CPA: Treatment Foster Care	no data	no data	no data	no data	no data	Owings Mills	DHS	MD	21117	0
5061893	Family Home Settings	Treatment Foster Care (Private)	The Martin Pollak Project, Inc.			DHS	CPA: Treatment Foster Care	no data	no data	no data	no data	no data	Baltimore	DHS	MD	21206	0
5061907	Family Home Settings	Treatment Foster Care (Private)	The Martin Pollak Project, Inc.			DHS	CPA: Treatment Foster Care	no data	no data	no data	no data	no data	Baltimore	DHS	MD	21206	0

Agency Provider ID	Category	Subcategory	Organization Name	Provider Name	License Num.	License Agency	License Type	Agency Cap.	License Cap.	Age From	Age To	Provider Address	City	Juris.	State	ZIP	No. of Plcmnts
5065261	Family Home Settings	Treatment Foster Care (Private)	The Martin Pollak Project, Inc.			DHS	CPA: Treatment Foster Care	no data	no data	no data	no data	no data	Baltimore	DHS	MD	21218	0
5066078	Family Home Settings	Treatment Foster Care (Private)	The Martin Pollak Project, Inc.			DHS	CPA: Treatment Foster Care	no data	no data	no data	no data	no data	Baltimore	DHS	MD	21206	0
5072187	Family Home Settings	Treatment Foster Care (Private)	The Martin Pollak Project, Inc.			DHS	CPA: Treatment Foster Care	no data	Unlimited	no data	no data	no data	Baltimore	DHS	MD	21216	0
5072188	Family Home Settings	Treatment Foster Care (Private)	The Martin Pollak Project, Inc.			DHS	CPA: Treatment Foster Care	no data	no data	no data	no data	no data	Baltimore	DHS	MD	21213	0
5072753	Family Home Settings	Treatment Foster Care (Private)	The Martin Pollak Project, Inc.			DHS	CPA: Treatment Foster Care	no data	no data	no data	no data	no data	Owings Mills	DHS	MD	21117	0
5024391	Family Home Settings	Treatment Foster Care (Private)	The Martin Pollak Project, Inc.			DHS	CPA: Treatment Foster Care	42	no data	1	20	no data	Baltimore	DHS	MD	21213	44
5023972	Family Home Settings	Treatment Foster Care (Private)	The National Center for Children and Families, Inc.			DHS	CPA: Treatment Foster Care	13	Unlimited	0	20	no data	Potomac	DHS	MD	20854	6
5033520	Family Home Settings	Treatment Foster Care (Private)	The National Center for Children and Families, Inc.			DHS	CPA: Treatment Foster Care	29	Unlimited	0	20	no data	Silver Spring	DHS	MD	20902	15
5033525	Family Home Settings	Treatment Foster Care (Private)	The National Center for Children and Families, Inc.			DHS	CPA: Treatment Foster Care	38	Unlimited	0	20	no data	Bladensburg	DHS	MD	20910	28

Agency Provider ID	Category	Subcategory	Organization Name	Provider Name	License Num.	License Agency	License Type	Agency Cap.	License Cap.	Age From	Age To	Provider Address	City	Juris.	State	ZIP	No. of Plcmnts
5043824	Family Home Settings	Treatment Foster Care (Private)	The National Center for Children and Families, Inc.			DHS	CPA: Treatment Foster Care	30	no data	0	21	no data	Gaithersburg	DHS	MD	20877	18
5050293	Family Home Settings	Treatment Foster Care (Private)	The National Center for Children and Families, Inc.			DHS	CPA: Treatment Foster Care	79	no data	0	20	no data	Clarksburg	DHS	MD	20871	42
5069724	Family Home Settings	Treatment Foster Care (Private)	The National Center for Children and Families, Inc.			DHS	CPA: Treatment Foster Care	no data	no data	no data	no data	no data	Gaithersburg	DHS	MD	20882	0
5075572	Family Home Settings	Treatment Foster Care (Private)	The National Center for Children and Families, Inc.			DHS	CPA: Treatment Foster Care	no data	no data	no data	no data	no data	Silver Spring	DHS	MD	20906	0
5079748	Family Home Settings	Treatment Foster Care (Private)	The National Center for Children and Families, Inc.			DHS	CPA: Treatment Foster Care	29	no data	0	20	no data	Germantown	DHS	MD	20874	15
5082677	Family Home Settings	Treatment Foster Care (Private)	The National Center for Children and Families, Inc.			DHS	CPA: Treatment Foster Care	no data	no data	no data	no data	no data	Rockville	DHS	MD	20851	0
5082678	Family Home Settings	Treatment Foster Care (Private)	The National Center for Children and Families, Inc.			DHS	CPA: Treatment Foster Care	no data	no data	no data	no data	no data	Germantown	DHS	MD	20874	0
5001385	Family Home Settings	Treatment Foster Care (Private)	WIN Family Services, Inc.	WIN Family Services, Inc. CPA Baltimore		DHS	CPA: Treatment Foster Care	93	Unlimited	0	20	no data	Baltimore	DHS	MD	21215	90
5027284	Family Home Settings	Treatment Foster Care (Private)	WIN Family Services, Inc.			DHS	CPA: Treatment Foster Care	93	Unlimited	0	20	no data	Pikesville	DHS	MD	21208	90



Agency Provider ID	Category	Subcategory	Organization Name	Provider Name	License Num.	License Agency	License Type	Agency Cap.	License Cap.	Age From	Age To	Provider Address	City	Juris.	State	ZIP	No. of Plcmts
5027289	Family Home Settings	Treatment Foster Care (Private)	WIN Family Services, Inc.			DHS	CPA: Treatment Foster Care	93	Unlimited	0	20	no data	Baltimore	DHS	MD	21209	90
5027293	Family Home Settings	Treatment Foster Care (Private)	WIN Family Services, Inc.			DHS	CPA: Treatment Foster Care	93	Unlimited	0	20	no data	Pikesville	DHS	MD	21208	90
5027294	Family Home Settings	Treatment Foster Care (Private)	WIN Family Services, Inc.			DHS	CPA: Treatment Foster Care	93	Unlimited	0	20	no data	Baltimore	DHS	MD	21239	90
5027314	Family Home Settings	Treatment Foster Care (Private)	WIN Family Services, Inc.			DHS	CPA: Treatment Foster Care	93	Unlimited	0	20	no data	Baltimore	DHS	MD	21217	90
5027319	Family Home Settings	Treatment Foster Care (Private)	WIN Family Services, Inc.			DHS	RCC: Small Group Home	4	Unlimited	17	20	no data	Baltimore	DHS	MD	21229	3
5035283	Family Home Settings	Treatment Foster Care (Private)	WIN Family Services, Inc.			DHS	CPA: Treatment Foster Care	30	no data	0	20	no data	Upper Marlboro	DHS	MD	20774	13
5035544	Family Home Settings	Treatment Foster Care (Private)	WIN Family Services, Inc.			DHS	CPA: Treatment Foster Care	93	no data	0	20	no data	Baltimore	DHS	MD	21213	90
5035545	Family Home Settings	Treatment Foster Care (Private)	WIN Family Services, Inc.			DHS	CPA: Treatment Foster Care	93	no data	0	20	no data	Dowell	DHS	MD	20629	90
5035547	Family Home Settings	Treatment Foster Care (Private)	WIN Family Services, Inc.			DHS	CPA: Treatment Foster Care	93	Unlimited	0	20	no data	Upper Marlboro	DHS	MD	20772	90

Agency Provider ID	Category	Subcategory	Organization Name	Provider Name	License Num.	License Agency	License Type	Agency Cap.	License Cap.	Age From	Age To	Provider Address	City	Juris.	State	ZIP	No. of Plcmnts
5035553	Family Home Settings	Treatment Foster Care (Private)	WIN Family Services, Inc.			DHS	CPA: Treatment Foster Care	93	Unlimited	0	20	no data	Temple Hills	DHS	MD	20748	90
5035594	Family Home Settings	Treatment Foster Care (Private)	WIN Family Services, Inc.			DHS	CPA: Treatment Foster Care	93	Unlimited	0	20	no data	Randallstown	DHS	MD	21133	90
5035606	Family Home Settings	Treatment Foster Care (Private)	WIN Family Services, Inc.			DHS	CPA: Treatment Foster Care	90	no data	0	20	no data	Baltimore	DHS	MD	21216	64
5040864	Family Home Settings	Treatment Foster Care (Private)	WIN Family Services, Inc.			DHS	CPA: Treatment Foster Care	no data	Unlimited	no data	no data	no data	Bowie	DHS	MD	20721	0
5042409	Family Home Settings	Treatment Foster Care (Private)	WIN Family Services, Inc.			DHS	CPA: Treatment Foster Care	93	no data	0	20	no data	Randallstown	DHS	MD	21133	90
5042410	Family Home Settings	Treatment Foster Care (Private)	WIN Family Services, Inc.			DHS	CPA: Treatment Foster Care	no data	no data	no data	no data	no data	Ft Washington	DHS	MD	20744	0
5046209	Family Home Settings	Treatment Foster Care (Private)	WIN Family Services, Inc.			DHS	CPA: Treatment Foster Care	no data	no data	no data	no data	no data	Bel Air	DHS	MD	21015	0
5050319	Family Home Settings	Treatment Foster Care (Private)	WIN Family Services, Inc.			DHS	CPA: Treatment Foster Care	no data	no data	no data	no data	no data	Temple Hills	DHS	MD	20748	0
5057464	Family Home Settings	Treatment Foster Care (Private)	WIN Family Services, Inc.			DHS	RCC: Small Group Home	5	no data	0	20	no data	Greenbelt	DHS	MD	20770	3

Agency Provider ID	Category	Subcategory	Organization Name	Provider Name	License Num.	License Agency	License Type	Agency Cap.	License Cap.	Age From	Age To	Provider Address	City	Juris.	State	ZIP	No. of Plcmts
5059039	Family Home Settings	Treatment Foster Care (Private)	WIN Family Services, Inc.			DHS	CPA: Treatment Foster Care	no data	no data	no data	no data	no data	Capital Heights	DHS	MD	20743	0
5061694	Family Home Settings	Treatment Foster Care (Private)	WIN Family Services, Inc.			DHS	CPA: Treatment Foster Care	93	no data	0	20	no data	Randallstown	DHS	MD	21133	90
5061701	Family Home Settings	Treatment Foster Care (Private)	WIN Family Services, Inc.			DHS	CPA: Treatment Foster Care	no data	no data	no data	no data	no data	Baltimore	DHS	MD	21234	0
5061708	Family Home Settings	Treatment Foster Care (Private)	WIN Family Services, Inc.			DHS	RCC: Large Group Home	16	no data	11	18	no data	Landover	DHS	MD	20785	11
5062075	Family Home Settings	Treatment Foster Care (Private)	WIN Family Services, Inc.			DHS	CPA: Treatment Foster Care	no data	Unlimited	no data	no data	no data	Joppa	DHS	MD	21085	0
5062076	Family Home Settings	Treatment Foster Care (Private)	WIN Family Services, Inc.			DHS	CPA: Treatment Foster Care	93	Unlimited	0	20	no data	Baltimore	DHS	MD	21206	90
5062077	Family Home Settings	Treatment Foster Care (Private)	WIN Family Services, Inc.			DHS	CPA: Treatment Foster Care	93	Unlimited	0	20	no data	Baltimore	DHS	MD	21206	90
5062081	Family Home Settings	Treatment Foster Care (Private)	WIN Family Services, Inc.			DHS	CPA: Treatment Foster Care	38	Unlimited	0	20	no data	Ft Washington	DHS	MD	20744	28
5064134	Family Home Settings	Treatment Foster Care (Private)	WIN Family Services, Inc.			DHS	CPA: Treatment Foster Care	no data	no data	no data	no data	no data	Baltimore	DHS	MD	21237	0

Agency Provider ID	Category	Subcategory	Organization Name	Provider Name	License Num.	License Agency	License Type	Agency Cap.	License Cap.	Age From	Age To	Provider Address	City	Juris.	State	ZIP	No. of Plcmnts
5064750	Family Home Settings	Treatment Foster Care (Private)	WIN Family Services, Inc.			DHS	CPA: Treatment Foster Care	no data	no data	no data	no data	no data	Landover	DHS	MD	20785	0
5065267	Family Home Settings	Treatment Foster Care (Private)	WIN Family Services, Inc.			DHS	CPA: Treatment Foster Care	no data	no data	no data	no data	no data	Baltimore	DHS	MD	21218	0
5065272	Family Home Settings	Treatment Foster Care (Private)	WIN Family Services, Inc.			DHS	CPA: Treatment Foster Care	no data	Unlimited	no data	no data	no data	Glen Dale	DHS	MD	20769	0
5066501	Family Home Settings	Treatment Foster Care (Private)	WIN Family Services, Inc.			DHS	CPA: Treatment Foster Care	no data	no data	no data	no data	no data	Owings Mills	DHS	MD	21117	0
5066619	Family Home Settings	Treatment Foster Care (Private)	WIN Family Services, Inc.			DHS	CPA: Treatment Foster Care	no data	no data	no data	no data	no data	Baltimore	DHS	MD	21216	0
5066868	Family Home Settings	Treatment Foster Care (Private)	WIN Family Services, Inc.			DHS	CPA: Treatment Foster Care	no data	no data	no data	no data	no data	Baltimore	DHS	MD	21205	0
5068140	Family Home Settings	Treatment Foster Care (Private)	WIN Family Services, Inc.			DHS	CPA: Treatment Foster Care	no data	no data	no data	no data	no data	Parkville	DHS	MD	21234	0
5068141	Family Home Settings	Treatment Foster Care (Private)	WIN Family Services, Inc.			DHS	CPA: Treatment Foster Care	no data	no data	no data	no data	no data	Bowie	DHS	MD	20721	0
5069766	Family Home Settings	Treatment Foster Care (Private)	WIN Family Services, Inc.			DHS	CPA: Treatment Foster Care	no data	no data	no data	no data	no data	Baltimore	DHS	MD	21244	0

Agency Provider ID	Category	Subcategory	Organization Name	Provider Name	License Num.	License Agency	License Type	Agency Cap.	License Cap.	Age From	Age To	Provider Address	City	Juris.	State	ZIP	No. of Plcmnts
5069767	Family Home Settings	Treatment Foster Care (Private)	WIN Family Services, Inc.			DHS	CPA: Treatment Foster Care	93	no data	0	20	no data	Baltimore	DHS	MD	21207	90
5069768	Family Home Settings	Treatment Foster Care (Private)	WIN Family Services, Inc.			DHS	CPA: Treatment Foster Care	no data	no data	no data	no data	no data	Baltimore	DHS	MD	21218	0
5069770	Family Home Settings	Treatment Foster Care (Private)	WIN Family Services, Inc.			DHS	CPA: Treatment Foster Care	no data	no data	no data	no data	no data	Baltimore	DHS	MD	21218	0
5069796	Family Home Settings	Treatment Foster Care (Private)	WIN Family Services, Inc.			DHS	CPA: Treatment Foster Care	no data	no data	no data	no data	no data	Baltimore	DHS	MD	21244	0
5071071	Family Home Settings	Treatment Foster Care (Private)	WIN Family Services, Inc.			DHS	CPA: Treatment Foster Care	no data	no data	no data	no data	no data	Catonsville	DHS	MD	21228	0
5072019	Family Home Settings	Treatment Foster Care (Private)	WIN Family Services, Inc.			DHS	CPA: Treatment Foster Care	no data	no data	no data	no data	no data	Gwynn Oak	DHS	MD	21207	0
5072224	Family Home Settings	Treatment Foster Care (Private)	WIN Family Services, Inc.			DHS	CPA: Treatment Foster Care	no data	no data	no data	no data	no data	Baltimore	DHS	MD	21215	0
5075345	Family Home Settings	Treatment Foster Care (Private)	WIN Family Services, Inc.			DHS	CPA: Treatment Foster Care	no data	no data	no data	no data	no data	Parkville	DHS	MD	21234	0
5075349	Family Home Settings	Treatment Foster Care (Private)	WIN Family Services, Inc.			DHS	CPA: Treatment Foster Care	no data	no data	no data	no data	no data	Baltimore	DHS	MD	21216	0

Agency Provider ID	Category	Subcategory	Organization Name	Provider Name	License Num.	License Agency	License Type	Agency Cap.	License Cap.	Age From	Age To	Provider Address	City	Juris.	State	ZIP	No. of Plcmnts
5076487	Family Home Settings	Treatment Foster Care (Private)	WIN Family Services, Inc.			DHS	CPA: Treatment Foster Care	no data	no data	no data	no data	no data	Capital Heights	DHS	MD	20743	0
5076884	Family Home Settings	Treatment Foster Care (Private)	WIN Family Services, Inc.			DHS	CPA: Treatment Foster Care	93	no data	0	20	no data	Owings Mills	DHS	MD	21117	90
5077233	Family Home Settings	Treatment Foster Care (Private)	WIN Family Services, Inc.			DHS	CPA: Treatment Foster Care	93	no data	0	20	no data	Baltimore	DHS	MD	21207	90
5080476	Family Home Settings	Treatment Foster Care (Private)	WIN Family Services, Inc.			DHS	CPA: Treatment Foster Care	93	no data	0	20	no data	Cheltenham	DHS	MD	20623	90
5080477	Family Home Settings	Treatment Foster Care (Private)	WIN Family Services, Inc.			DHS	CPA: Treatment Foster Care	93	Unlimited	0	20	no data	Capital Heights	DHS	MD	20743	90
5081934	Family Home Settings	Treatment Foster Care (Private)	WIN Family Services, Inc.			DHS	CPA: Treatment Foster Care	no data	no data	no data	no data	no data	Hanover	DHS	MD	21076	0
5083380	Family Home Settings	Treatment Foster Care (Private)	WIN Family Services, Inc.			DHS	CPA: Treatment Foster Care	no data	no data	no data	no data	no data	Hyattsville	DHS	MD	20785	0
5001302	Family Home Settings	Treatment Foster Care (Private)	Woodbourne Center, Inc.	Woodbourne - Treatment Foster Care		DHS	CPA: Treatment Foster Care	53	Unlimited	0	20	no data	Baltimore	DHS	MD	21239	25
5022781	Family Home Settings	Treatment Foster Care (Private)	Woodbourne Center, Inc.			DHS	CPA: Treatment Foster Care	53	no data	0	20	no data	Baltimore	DHS	MD	21206	25

Agency Provider ID	Category	Subcategory	Organization Name	Provider Name	License Num.	License Agency	License Type	Agency Cap.	License Cap.	Age From	Age To	Provider Address	City	Juris.	State	ZIP	No. of Plcmnts
5022786	Family Home Settings	Treatment Foster Care (Private)	Woodbourne Center, Inc.			DHS	CPA: Treatment Foster Care	47	no data	no data	no data	no data	Baltimore	DHS	MD	21227	26
5030061	Family Home Settings	Treatment Foster Care (Private)	Woodbourne Center, Inc.			DHS	Therapeutic Group Home	8	5	14	17	no data	Baltimore	DHS	MD	21237	5
5035704	Family Home Settings	Treatment Foster Care (Private)	Woodbourne Center, Inc.			DHS	CPA: Treatment Foster Care	53	Unlimited	0	20	no data	Randallstown	DHS	MD	21133	25
5035708	Family Home Settings	Treatment Foster Care (Private)	Woodbourne Center, Inc.			DHS	CPA: Treatment Foster Care	53	no data	0	20	no data	Baltimore	DHS	MD	21206	25
5035716	Family Home Settings	Treatment Foster Care (Private)	Woodbourne Center, Inc.			DHS	CPA: Treatment Foster Care	53	no data	0	20	no data	Baltimore	DHS	MD	21208	25
5035719	Family Home Settings	Treatment Foster Care (Private)	Woodbourne Center, Inc.			DHS	CPA: Treatment Foster Care	53	no data	0	20	no data	Baltimore	DHS	MD	21207	25
5035723	Family Home Settings	Treatment Foster Care (Private)	Woodbourne Center, Inc.			DHS	CPA: Treatment Foster Care	53	no data	0	20	no data	Baltimore	DHS	MD	21206	25
5035725	Family Home Settings	Treatment Foster Care (Private)	Woodbourne Center, Inc.			DHS	CPA: Treatment Foster Care	79	no data	0	20	no data	Randallstown	DHS	MD	21133	42
5062578	Family Home Settings	Treatment Foster Care (Private)	Woodbourne Center, Inc.			DHS	CPA: Treatment Foster Care	no data	Unlimited	no data	no data	no data	Nottingham	DHS	MD	21236	0

Agency Provider ID	Category	Subcategory	Organization Name	Provider Name	License Num.	License Agency	License Type	Agency Cap.	License Cap.	Age From	Age To	Provider Address	City	Juris.	State	ZIP	No. of Plcmnts
5068143	Family Home Settings	Treatment Foster Care (Private)	Woodbourne Center, Inc.			DHS	CPA: Treatment Foster Care	no data	Unlimited	no data	no data	no data	Baltimore	DHS	MD	21214	0
5069726	Family Home Settings	Treatment Foster Care (Private)	Woodbourne Center, Inc.			DHS	CPA: Treatment Foster Care	no data	no data	no data	no data	no data	Edgewood	DHS	MD	21040	0
5074321	Family Home Settings	Treatment Foster Care (Private)	Woodbourne Center, Inc.			DHS	CPA: Treatment Foster Care	no data	no data	no data	no data	no data	Baltimore	DHS	MD	21206	0
5074322	Family Home Settings	Treatment Foster Care (Private)	Woodbourne Center, Inc.			DHS	CPA: Treatment Foster Care	no data	no data	no data	no data	no data	Baltimore	DHS	MD	21230	0
5074948	Family Home Settings	Treatment Foster Care (Private)	Woodbourne Center, Inc.			DHS	CPA: Treatment Foster Care	no data	no data	no data	no data	no data	Severn	DHS	MD	21144	0
5074949	Family Home Settings	Treatment Foster Care (Private)	Woodbourne Center, Inc.			DHS	CPA: Treatment Foster Care	no data	no data	no data	no data	no data	Baltimore	DHS	MD	21218	0
5076517	Family Home Settings	Treatment Foster Care (Private)	Woodbourne Center, Inc.			DHS	CPA: Treatment Foster Care	no data	no data	no data	no data	no data	Randallstown	DHS	MD	21133	0
5079022	Family Home Settings	Treatment Foster Care (Private)	Woodbourne Center, Inc.			DHS	CPA: Treatment Foster Care	53	no data	0	20	no data	Baltimore	DHS	MD	21214	25
5080444	Family Home Settings	Treatment Foster Care (Private)	Woodbourne Center, Inc.			DHS	CPA: Treatment Foster Care	53	no data	0	20	no data	Essex	DHS	MD	21221	25



Agency Provider ID	Category	Subcategory	Organization Name	Provider Name	License Num.	License Agency	License Type	Agency Cap.	License Cap.	Age From	Age To	Provider Address	City	Juris.	State	ZIP	No. of Plcmnts
5082171	Family Home Settings	Treatment Foster Care (Private)	Woodbourne Center, Inc.			DHS	CPA: Treatment Foster Care	53	no data	0	20	no data	Owings Mills	DHS	MD	21117	25
5082292	Family Home Settings	Treatment Foster Care (Private)	Woodbourne Center, Inc.			DHS	CPA: Treatment Foster Care	no data	no data	no data	no data	no data	Randallstown	DHS	MD	21133	0
	Family Home Settings	IFC	CHIMES INC.			DDA						4815 SETON DRIVE	BALTIMORE	Baltimore City	MD	21215	1
	Family Home Settings	IFC	KENNEDY KRIEGER INST.			DDA						707 NORTH BROADWAY	BALTIMORE	Baltimore City	MD	21205	1
	Family Home Settings	IFC	CENTER FOR PROGRESSIVE Lrng			DDA						500 REDLAND COURT	OWINGS MILLS	Baltimore	MD	21117	2
131	Family Home Settings	Treatment Foster Care	Treatment Foster Care	Hearts & Homes for Youth - Family Ties Treat FC							3919,National Drive , Suite 400	3919,National Drive , Suite 400	Burtonsville	Prince George's	MD	20866	1
140	Family Home Settings	Treatment Foster Care	Treatment Foster Care	National Center for Children and Families - Greenleaf Treatment Foster Care							6301,Green tree Rd	6301,Green tree Rd	Bethesda	Montgomery	MD	20817	1
172	Family Home Settings	Treatment Foster Care	Treatment Foster Care	Mentor Maryland - Baltimore Teens In Transition							1540,Caton Center Drive	1540,Caton Center Drive	Baltimore	Baltimore County	MD	21227	5
400	Family Home Settings	Treatment Foster Care	Treatment Foster Care	Arrow Child and Family Ministries - Foster Care							1605,Cromwell Bridge Rd	1605,Cromwell Bridge Rd	Parkville	Baltimore County	MD	21234	3
408	Family Home Settings	Treatment Foster Care	Treatment Foster Care	Pressley Ridge -Treatment Foster Care - Western MD							327,Beall St.	327,Beall St.	Cumberland	Allegany	MD	21502	1
485	Family Home Settings	Treatment Foster Care	Treatment Foster Care	Children's Choice - Baltimore TFC							6067,Harford Road	6067,Harford Road	Baltimore	Baltimore City	MD	21214	1

Agency Provider ID	Category	Subcategory	Organization Name	Provider Name	License Num.	License Agency	License Type	Agency Cap.	License Cap.	Age From	Age To	Provider Address	City	Juris.	State	ZIP	No. of Plcmnts
1457433	Family Home Settings	Treatment Foster Care	Treatment Foster Care	Woodbourne Center Treatment Foster Care							1301,Woodbourne Avenue	1301,Woodbourne Avenue	Baltimore	Baltimore City	MD	21239	3
1761959	Family Home Settings	Treatment Foster Care	Treatment Foster Care	Mentor Maryland - Easton Children's Services							620,Naylor Mill Road	620,Naylor Mill Road	Salisbury	Wicomico	MD	21801	1
1837881	Family Home Settings	Treatment Foster Care	Treatment Foster Care	The Board of Child Care TFC -Baltimore							3300,Gait her Avenue	3300,Gait her Avenue	Baltimore	Baltimore County	MD	21244	1
1935976	Family Home Settings	Treatment Foster Care	Treatment Foster Care	Mentor Maryland - Lanham Children's Services TFC							4501,Forbes Blvd.	4501,Forbes Blvd.	Lanham	Prince George's	MD	20706	2
1990744	Family Home Settings	Treatment Foster Care	Treatment Foster Care	Children's Home - Treatment Foster Care							205,Bloomsbury Avenue	205,Bloomsbury Avenue	Catonsville	Baltimore County	MD	21228	1
2131311	Family Home Settings	Treatment Foster Care	Treatment Foster Care	Mentor Maryland - Baltimore Children's Services							1540,Caton Center Drive	1540,Caton Center Drive	Baltimore	Baltimore County	MD	21227	1
2700902	Family Home Settings	Treatment Foster Care	Treatment Foster Care	Mentor Maryland - Salisbury Teens In Transition							620,Naylor Mill Road	620,Naylor Mill Road	Salisbury	Wicomico	MD	21801	2
1450389	Hospitalization	Psychiatric Hospitalization	Psychiatric Hospital	Brook Lane Psychiatric Hospital							,Po Box 1945	,Po Box 1945	Hagerstown	Washington	MD	21742	1
1743870	Hospitalization	Psychiatric Hospitalization	Psychiatric Hospital	Spring Grove Hospital Center							55,Wade Ave	55,Wade Ave	Catonsville	Baltimore County	MD	21228	3
5072779	Non-Community Based Residential	RCCP	Detroit Behavioral Institute - Caps	Detroit Behavioral-Capstone		OOS	RCC: Large Group Home		2	10	17	no data	Detroit	DHS	MI	48207	1

Agency Provider ID	Category	Subcategory	Organization Name	Provider Name	License Num.	License Agency	License Type	Agency Cap.	License Cap.	Age From	Age To	Provider Address	City	Juris.	State	ZIP	No. of Plcmnts
5029244	Non-Community Based Residential	Residential Educational Facilities	Natchez Trace	Natchez Trace Group Home		OOS	RCC: Large Group Home		4	0	20	no data	Waverly	DHS	TN	37185	1
5019211	Non-Community Based Residential	Residential Treatment Centers	Adventist Healthcare, Inc.	Adventist Behavioral Health Rockville RTC		DHMH	Residential Treatment Center	49	2	0	20	no data	Rockville	DHS	MD	20850	9
5019208	Non-Community Based Residential	Residential Treatment Centers	Associated Catholic Charities Inc.	Associated Catholic Charities -- St Vincent's Villa (Pot Spring) RTC		DHMH	Residential Treatment Center	52	11	0	20	no data	Timonium	DHS	MD	21093	20
5055846	Non-Community Based Residential	Residential Treatment Centers	Associated Catholic Charities Inc.	Associated Catholic Charities -- St Vincent's Villa (Dulaney Valley) RTC		DHMH	CPA: Treatment Foster Care	28	no data	0	20	no data	Timonium	DHS	MD	21093	20
5019216	Non-Community Based Residential	Residential Treatment Centers	Chesapeake Treatment Ctr.	Chesapeake Treatment RTC		DHMH	Residential Treatment Center	29	5	0	20	no data	Baltimore	DHS	MD	21284	1
5019217	Non-Community Based Residential	Residential Treatment Centers	Good Shepherd Center	Good Shepherd Center RTC		DHMH	Residential Treatment Center	92	52	0	20	no data	Baltimore	DHS	MD	21227	25
5001014	Non-Community Based Residential	Residential Treatment Centers	Rica -RICA	RICA Baltimore RTC		DHMH	Residential Treatment Center	45	Unlimited	0	21	no data	Baltimore	DHS	MD	21229	14
5001015	Non-Community Based Residential	Residential Treatment Centers	Rica -RICA	RICA Rockville RTC		DHMH	Residential Treatment Center	80	45	0	21	no data	Rockville	DHS	MD	20850	2
5019215	Non-Community Based Residential	Residential Treatment Centers	Sheppard Pratt Health System, Inc.	Sheppard Pratt Berkeley & Eleanor Mann RTC		DHMH	Residential Treatment Center	47	10	12	20	no data	Baltimore	DHS	MD	21204	28

Agency Provider ID	Category	Subcategory	Organization Name	Provider Name	License Num.	License Agency	License Type	Agency Cap.	License Cap.	Age From	Age To	Provider Address	City	Juris.	State	ZIP	No. of Plcmnts
5019218	Non-Community Based Residential	Residential Treatment Centers	Sheppard Pratt Health System, Inc.	Sheppard Pratt -- The Jefferson School RTC		DHMH	Residential Treatment Center	53	82	12	20	no data	Jefferson	DHS	MD	21755	24
5019219	Non-Community Based Residential	Residential Treatment Centers	Woodbourne Center, Inc.	Woodbourne Center RTC		DHMH	Residential Treatment Center	48	48	0	20	no data	Baltimore	DHS	MD	21239	10
5066572	Non-Community Based Residential	Secure Detention Facility	CONCERN - Professional for Children and Youth, Inc.			DHS	CPA: Treatment Foster Care	no data	no data	no data	no data	no data	Mitchellville	DHS	MD	20720	0
5022049	Non-Community Based Residential Placemen	Residential Educational Facilities	New Hope	New Hope Treatment Center		OOS	Residential Treatment Center		1	0	20	no data	North Charleston	DHS	SC	29420	0
5041651	Non-Community Based Residential Placemen	Residential Educational Facilities	Stetson School	Stetson School		OOS	RCC: Large Group Home		3	0	20	no data	Barre	DHS	MA	1005	1
5019134	Non-Community Based Residential Placemen	Residential Educational Facilities	Whitney Academy	Whitney Academy Group Home		OOS	Residential Treatment Center		4	0	20	no data	East Freetown	DHS	MA	2717	0
	Non-Community Based Residential Placement	Residential Educational Facilities	Board of Child Care of the United Methodist Church, Inc.	Strawbridge School										Wicomico	MD-Baltimore County		1

Agency Provider ID	Category	Subcategory	Organization Name	Provider Name	License Num.	License Agency	License Type	Agency Cap.	License Cap.	Age From	Age To	Provider Address	City	Juris.	State	ZIP	No. of Plcmnts
	Non-Community Based Residential Placement	Residential Educational Facilities	Community Services for Autistic Adults and Children, Inc.	Community School of Maryland										Frederick	MD-Montgomery County		1
	Non-Community Based Residential Placement	Residential Educational Facilities	Community Services for Autistic Adults and Children, Inc.	Community School of Maryland										Prince George's	MD-Montgomery County		1
	Non-Community Based Residential Placement	Residential Educational Facilities	Community Support Services, Inc.	Marcia D. Smith School										Montgomery	MD-Montgomery County		5
	Non-Community Based Residential Placement	Residential Educational Facilities	Linwood Center, Inc.	Linwood Center, Inc.										Baltimore	MD-Howard County		2
	Non-Community Based Residential Placement	Residential Educational Facilities	Linwood Center, Inc.	Linwood Center, Inc.										Frederick	MD-Howard County		4
	Non-Community Based Residential Placement	Residential Educational Facilities	Shorehaven, Inc.	Shorehaven School										Baltimore City	MD-Cecil County		1
	Non-Community Based Residential Placement	Residential Educational Facilities	Shorehaven, Inc.	Shorehaven School										Howard	MD-Cecil County		1

Agency Provider ID	Category	Subcategory	Organization Name	Provider Name	License Num.	License Agency	License Type	Agency Cap.	License Cap.	Age From	Age To	Provider Address	City	Juris.	State	ZIP	No. of Plcmnts
	Non-Community Based Residential Placement	Residential Educational Facilities	Shorehaven, Inc.	Shorehaven School										Montgomery	MD-Cecil County		2
	Non-Community Based Residential Placement	Residential Educational Facilities	Shorehaven, Inc.	Shorehaven School										Prince George's	MD-Cecil County		1
	Non-Community Based Residential Placement	Residential Educational Facilities	The Benedictine School for Exceptional Children, Inc.	Benedictine School										Baltimore	MD-Caroline County		2
	Non-Community Based Residential Placement	Residential Educational Facilities	The Benedictine School for Exceptional Children, Inc.	Benedictine School										Baltimore City	MD-Caroline County		1
	Non-Community Based Residential Placement	Residential Educational Facilities	The Benedictine School for Exceptional Children, Inc.	Benedictine School										Caroline	MD-Caroline County		1
	Non-Community Based Residential Placement	Residential Educational Facilities	The Benedictine School for Exceptional Children, Inc.	Benedictine School										Cecil	MD-Caroline County		1
	Non-Community Based Residential Placement	Residential Educational Facilities	The Benedictine School for Exceptional Children, Inc.	Benedictine School										Frederick	MD-Caroline County		1

Agency Provider ID	Category	Subcategory	Organization Name	Provider Name	License Num.	License Agency	License Type	Agency Cap.	License Cap.	Age From	Age To	Provider Address	City	Juris.	State	ZIP	No. of Plcmnts
	Non-Community Based Residential Placement	Residential Educational Facilities	The Benedictine School for Exceptional Children, Inc.	Benedictine School										Harford	MD-Caroline County		1
	Non-Community Based Residential Placement	Residential Educational Facilities	The Benedictine School for Exceptional Children, Inc.	Benedictine School										Kent	MD-Caroline County		1
	Non-Community Based Residential Placement	Residential Educational Facilities	The Benedictine School for Exceptional Children, Inc.	Benedictine School										Montgomery	MD-Caroline County		6
	Non-Community Based Residential Placement	Residential Educational Facilities	The Benedictine School for Exceptional Children, Inc.	Benedictine School										Prince George's	MD-Caroline County		1
	Non-Community Based Residential Placement	Residential Educational Facilities	Alpine Academy	Alpine Academy										Baltimore City	Utah		1
	Non-Community Based Residential Placement	Residential Educational Facilities	American School for the Deaf	American School for the Deaf										Frederick	Connecticut		1
	Non-Community Based Residential Placement	Residential Educational Facilities	Grafton School Incorporated	Grafton School - Ruth Birch Center										Baltimore City	Virginia		1

Agency Provider ID	Category	Subcategory	Organization Name	Provider Name	License Num.	License Agency	License Type	Agency Cap.	License Cap.	Age From	Age To	Provider Address	City	Juris.	State	ZIP	No. of Plcmnts
	Non-Community Based Residential Placement	Residential Educational Facilities	Grafton School Incorporated	Grafton School - Ruth Birch Center										Montgomery	Virginia		2
	Non-Community Based Residential Placement	Residential Educational Facilities	Learning Center for the Deaf, The	Walden School										Frederick	Massachusetts		2
	Non-Community Based Residential Placement	Residential Educational Facilities	Learning Center for the Deaf, The	Walden School										Montgomery	Massachusetts		1
	Non-Community Based Residential Placement	Residential Educational Facilities	The Devereux Foundation	Devereux Leo Kanner Learning Center										Baltimore	Pennsylvania		1
	Non-Community Based Residential Placement	Residential Educational Facilities	The Devereux Foundation	Devereux Mapleton Schools										Calvert	Pennsylvania		1
100	Non-Community Based Residential Placement	Juvenile Detention and Commitment Centers	Committed - State Facility/Youth Center	Backbone Mountain Youth Center							124,Camp 4 Road	124,Camp 4 Road	Swanton	Garrett	MD	21562	23



Agency Provider ID	Category	Subcategory	Organization Name	Provider Name	License Num.	License Agency	License Type	Agency Cap.	License Cap.	Age From	Age To	Provider Address	City	Juris.	State	ZIP	No. of Plcmnts
114	Non-Community Based Residential Placement	Juvenile Detention and Commitment Centers	Committed - State Facility/Youth Center	Green Ridge Youth Center							10700,Fifteen Mile Creek Road N.E.	10700,Fifteen Mile Creek Road N.E.	Flintstone	Allegany	MD	21530	18
116	Non-Community Based Residential Placement	Substance Abuse and Addiction Programs	Substance Abuse Youth Center	Meadow Mountain Youth Center							234,Recovery Road	234,Recovery Road	Grantsville	Garrett	MD	21536	28
120	Non-Community Based Residential Placement	Juvenile Detention and Commitment Centers	Committed - State Facility/Youth Center	Savage Mountain Youth Center							164,Freedom Lane	164,Freedom Lane	Lonaconing	Allegany	MD	21539	17
146	Non-Community Based Residential Placement	Substance Abuse and Addiction Programs	Substance Abuse Programs	Catoctin Summit Adol. Prog.							5980,Cullen Dr.	5980,Cullen Dr.	Sabillasville	Frederick	MD	21780	5
178	Non-Community Based Residential Placement	Residential Treatment Centers	Residential Treatment Facility	Good Shepherd Center - Females Program							4100,Maple Avenue	4100,Maple Avenue	Baltimore	Baltimore County	MD	21227	11
201	Non-Community Based Residential Placement	Substance Abuse and Addiction Programs	Substance Abuse Programs	Lois E. Jackson Unit-Addictions Program							10102,Country Club Road SE	10102,Country Club Road SE	Cumberland	Allegany	MD	21502	4

Agency Provider ID	Category	Subcategory	Organization Name	Provider Name	License Num.	License Agency	License Type	Agency Cap.	License Cap.	Age From	Age To	Provider Address	City	Juris.	State	ZIP	No. of Plcmnts
231	Non-Community Based Residential Placement	Residential Treatment Centers	Residential Treatment Facility	RICA-Baltimore Residential Treatment Center							605,S Chapel Gate Ln	605,S Chapel Gate Ln	Baltimore	Baltimore City	MD	21229	4
398	Non-Community Based Residential Placement	Residential Treatment Centers	Residential Treatment Facility	Woodbourne Residential Treatment Center							1301,Woodbourne Avenue	1301,Woodbourne Avenue	Baltimore	Baltimore City	MD	21239	28
417	Non-Community Based Residential Placement	Residential Treatment Centers	Residential Treatment Facility	Jefferson School							2940,Point Of Rocks Rd.	2940,Point Of Rocks Rd.	Jefferson	Frederick	MD	21755	7
451	Non-Community Based Residential Placement	Residential Treatment Centers	Residential Treatment Facility	Sheppard Pratt Towson MANN RTC							6501,N Charles Street	6501,N Charles Street	Baltimore	Baltimore County	MD	21204	20
464	Non-Community Based Residential Placement	Substance Abuse and Addiction Programs	Substance Abuse Programs	Morning Star Youth Academy							1441,Taylor's Island Road	1441,Taylor's Island Road	Woolford	Dorchester	MD	21677	19
1030693	Non-Community Based Residential Placement	Residential Treatment Centers	Residential Treatment Facility	New Directions Chesapeake Treatment Center- Hickey							9700,Old Harford Road	9700,Old Harford Road	Baltimore	Baltimore County	MD	21234	17
1412954	Non-Community Based Residential Placement	Residential Treatment Centers	Residential Treatment Facility	Potomac Ridge Residential Treatment Center							14901,Broschart Rd	14901,Broschart Rd	Rockville	Montgomery	MD	20850	4

Agency Provider ID	Category	Subcategory	Organization Name	Provider Name	License Num.	License Agency	License Type	Agency Cap.	License Cap.	Age From	Age To	Provider Address	City	Juris.	State	ZIP	No. of Plcmnts
1457410	Non-Community Based Residential Placement	Diagnostic Evaluation Treatment Program (DETP)	Diagnostic Units / CEU	Arrow Child and Family Ministries - Diagnostic Center							1605,Cromwell Bridge Rd	1605,Cromwell Bridge Rd	Baltimore	Baltimore County	MD	21234	5
2319648	Non-Community Based Residential Placement	Juvenile Detention and Commitment Centers	Committed - State Facility/Youth Center	Victor Cullen Center							6000,Cullen Dr	6000,Cullen Dr	Sabillasville	Frederick	MD	21780	28
2368589	Non-Community Based Residential Placement	Juvenile Detention and Commitment Centers	Committed - Redirect	Green Ridge - Mountain Quest							10700,Fifteen Mile Creek Road N.E.	10700,Fifteen Mile Creek Road N.E.	Flintstone	Allegany	MD	21530	7
2696126	Non-Community Based Residential Placement	Substance Abuse and Addiction Programs	Intermediate Academy	Rite of Passage - Silver Oak Academy							999,Crouse Mill Rd.	999,Crouse Mill Rd.	Keymar	Carroll	MD	21757	42
2947094	Non-Community Based Residential Placement	Residential Treatment Centers	Residential Treatment Facility	Good Shepherd Center Males Program							4100,Maple Avenue	4100,Maple Avenue	Baltimore	Baltimore County	MD	21227	3
3062911	Non-Community Based Residential Placement	Juvenile Detention and Commitment Centers	Committed - State Facility/Youth Center	J. DeWeese Carter Youth Facility Young Women's Hardware Secure Program							,Upper Shore Com Center Po Box 229	,Upper Shore Com Center Po Box 229	Chestertown	Kent	MD	21620	9

Agency Provider ID	Category	Subcategory	Organization Name	Provider Name	License Num.	License Agency	License Type	Agency Cap.	License Cap.	Age From	Age To	Provider Address	City	Juris.	State	ZIP	No. of Plcmnts
3567744	Non-Community Based Residential Placement	Residential Treatment Centers	Residential Treatment Facility	The Right Moves Chesapeake Treatment Center- Hickey							9700,Old Harford Road	9700,Old Harford Road	Baltimore	Baltimore County	MD	21234	2
158	Non-Community Based Residential Placement	Residential Treatment Centers	Residential Treatment Facility	Devereux Georgia								1291,Stanley Road Nw	Kennesaw	Out of State	GA	30152	1
177	Non-Community Based Residential Placement	Substance Abuse and Addiction Programs	Intermediate Academy	Glen Mills Schools (PA)								,Glen Mills Road	Concordville	Out of State	PA	19331	6
1762755	Non-Community Based Residential Placement	Secure Juvenile Commitment	Enhanced Academy	Cornell Abraxas Youth Center – Fire Setters Programs								10058,South Mountain Road	South Mountain	Out of State	PA	17261	1
1940798	Non-Community Based Residential Placement	Substance Abuse and Addiction Programs	Intermediate Academy	Sequel - Clarinda Academy								1820,North 16th Street	Clarinda	Out of State	IA	51632	2
1940813	Non-Community Based Residential Placement	Substance Abuse and Addiction Programs	Intermediate Academy	Sequel - Woodward Academy								1251,334th Street	Woodward	Out of State	IA	50276	4
1974129	Non-Community Based Residential Placement	Substance Abuse and Addiction Programs	Substance Abuse Programs	Summit Academy - Inpatient Drug and Alcohol Program								839,Herman Road	Herman	Out of State	PA	16039	4

Agency Provider ID	Category	Subcategory	Organization Name	Provider Name	License Num.	License Agency	License Type	Agency Cap.	License Cap.	Age From	Age To	Provider Address	City	Juris.	State	ZIP	No. of Plcmts
2095937	Non-Community Based Residential Placement	Substance Abuse and Addiction Programs	Intermediate Academy	Keystone Continuum LLC-Natchez Trace Youth Academy								415,Seven Hawks Lane	Waverly	Out of State	TN	37185	5
2098408	Non-Community Based Residential Placement	Secure Juvenile Commitment	Enhanced Academy	Mid-Atlantic Youth Services, Luzerne Co. Juv Center								701,Sathers Drive	Pittston Township	Out of State	PA	18640	2
2200463	Non-Community Based Residential Placement	Secure Juvenile Commitment	Enhanced Academy	Mid Atlantic Youth Services-Western PA Child Care (WPACC)								12,Dakota Drive	Emienton	Out of State	PA	16373	3
2395474	Non-Community Based Residential Placement	Substance Abuse and Addiction Programs	Intermediate Academy	Rite of Passage - Canyon State Academy								20061,E. Rittenhouse Road	Queen Creek	Out of State	AZ	85242	1
2493890	Non-Community Based Residential Placement	Secure Juvenile Commitment	Enhanced Academy	Cornell Abraxas Academy - Secure Sex Offender and Habitual Offender Programs								1000,Academy Drive	Morgantown	Out of State	PA	19543	4
2920798	Non-Community Based Residential Placement	Substance Abuse and Addiction Programs	Intermediate Academy	KidLink Network - Foundations for Living								1451,Lucas Road	Mansfield	Out of State	OH	44905	1
3379254	Non-Community Based Residential Placement	Substance Abuse and Addiction Programs	Intermediate Academy	Keystone Continuum LLC - Natchez Trace Youth Academy's Young Adult Program								415,Seven Hawks Lane	Waverly	Out of State	TN	37185	3

Agency Provider ID	Category	Subcategory	Organization Name	Provider Name	License Num.	License Agency	License Type	Agency Cap.	License Cap.	Age From	Age To	Provider Address	City	Juris.	State	ZIP	No. of Plcmnts
3444397	Non-Community Based Residential Placement	Substance Abuse and Addiction Programs	Substance Abuse Programs	Summit Academy - New Outlook Academy- Girls Drug and Alcohol Treatment								900, Agnew Road	Pittsburgh	Out of State	PA	15227	1
3561823	Non-Community Based Residential Placement	Residential Treatment Centers	Residential Treatment Facility	UHS of Delaware- Sandy Pines Residential Treatment Center								11301, SE Tequesta Terrace	Tequesta	Out of State	FL	33469	2
3562007	Non-Community Based Residential Placement	Secure Juvenile Commitment	Enhanced Academy	Wolverine - Secure Treatment Center								15100, Mack Avenue	Grosse Pte Park	Out of State	MI	48230	1
	Non-Community Based Residential Placement	RTC-Public	RICA	RICA- Baltimore			Residential Treatment Center	45	45	0	120	605 South Chapel Gate Lane	Baltimore	Baltimore City	MD	21239	30
	Non-Community Based Residential Placement	RTC-Public	RICA	RICA-Rockville			Residential Treatment Center	80	80	0	120	15000 Broschart Road	Rockville	Montgomery	MD	20850	30
	Non-Community Based Residential Placement	RTC-Private	RICA	RICA			Residential Treatment Center			0	120				MD		263