

HOUSING & COMMUNITY DEVELOPMENT – § 2-301 (MSAR #12155)

DEPARTMENT OF HOUSING AND COMMUNITY DEVELOPMENT
HOUSING AND ECONOMIC RESEARCH OFFICE
7800 HARKINS ROAD
LANHAM, MD 20706
WWW.DHCD.MARYLAND.GOV



Department of Housing and Community Development FY23 Projects

The Department of Housing and Community Development (DHCD) provided financial assistance towards the development of 97 projects in FY2023 totaling \$1.7 billion in total project cost. This represents a 71 percent increase in total project cost compared with FY2022 levels. Of the 97 projects, 12 projects were funded through the Community Development Administration (CDA) Multifamily program, 12 projects funded through the CDA Energy program, and 17 projects were funded through the CDA Neighborhood Business Works program. The Neighborhood Revitalization (NR) Strategic Demolition Fund (SDF) and Community Legacy Programs funded 56 programs in Opportunity Zone areas. All of these projects were in a Priority Funding Area and were therefore considered “business projects” in accordance with §4-223 of the Housing and Community Development Article.

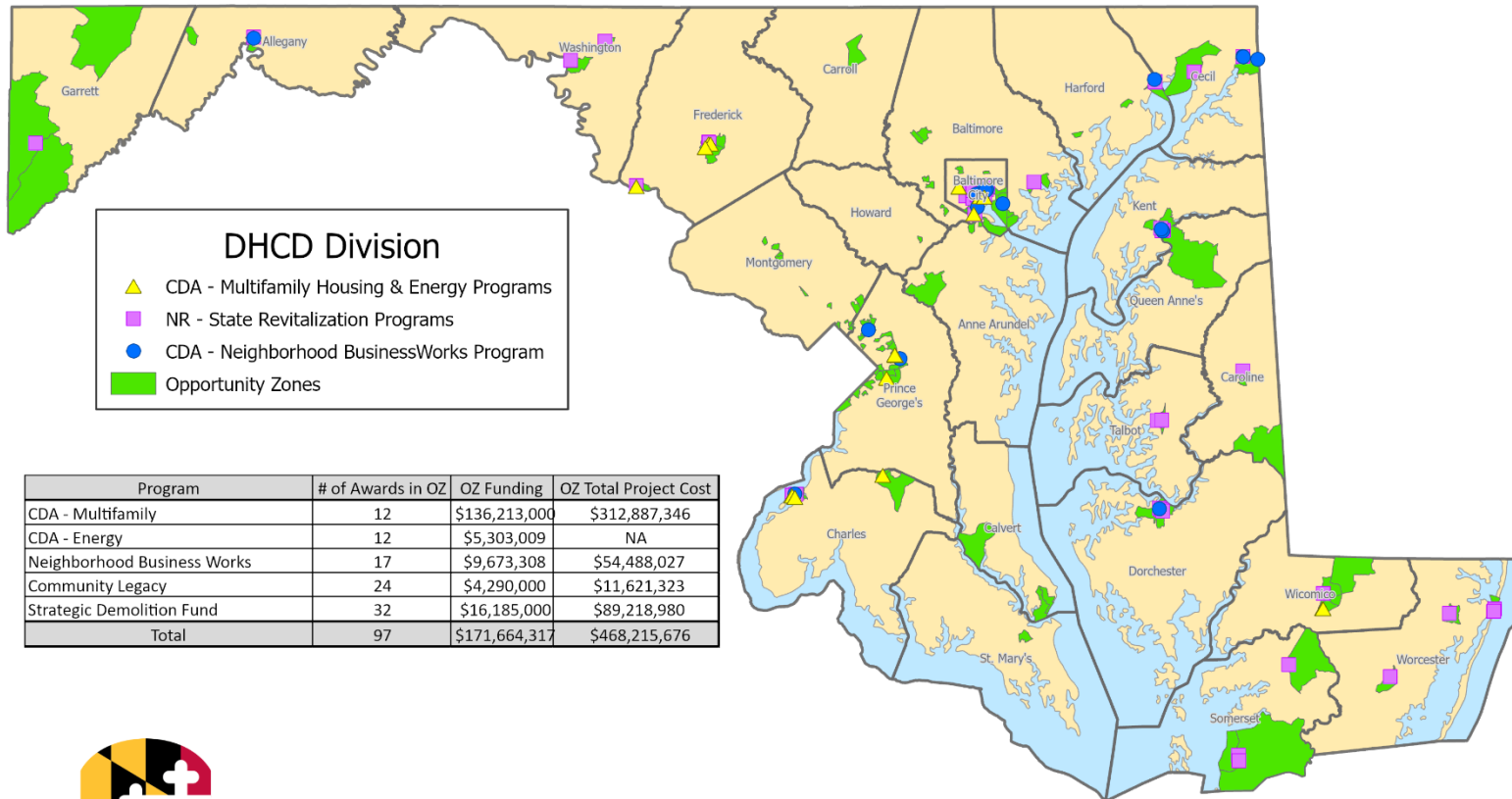
Every CDA Multifamily project financed in FY2023 was within a Priority Funding Area. Twelve were co-located within an Opportunity Zone (Table 1). Financial assistance for CDA multifamily projects totaled \$410.4 million out of a total project cost of approximately \$1.2 billion. This investment produced a total of 3,467 units in FY2023 (Table 2). Opportunity Zone projects within CDA provided \$136.2 million or 33.2 percent of funding to multifamily projects with a total project cost of \$312.9 million which produced 996 units.

All eligible CDA Energy projects were located in a Priority Funding Area; 12 projects were located in Opportunity Zones (Table 3). The 12 Opportunity Zone projects received \$5.3 million in funding which produced 1,319 units. All 22 CDA Energy projects added 2,499 units for a total project cost of \$9.6 million (Table 4).

In FY2023, the Neighborhood Business Works program funded a total of 28 projects around the state, expending \$34.6 million in state funds to leverage \$166.6 million in additional project costs (Table 5). All projects were located within a Priority Funding Area of which 17 were co-located in an Opportunity Zone (Table 6). The 17 projects in Opportunity Zones were awarded a total of \$9.7 million, leveraging \$44.8 million in additional project costs.

Maryland Department of Housing & Community Development

Division Program Awards for Fiscal Year 2023 Located within an Opportunity Zone



DHCD Division

- ▲ CDA - Multifamily Housing & Energy Programs
- NR - State Revitalization Programs
- CDA - Neighborhood BusinessWorks Program
- Opportunity Zones

Program	# of Awards in OZ	OZ Funding	OZ Total Project Cost
CDA - Multifamily	12	\$136,213,000	\$312,887,346
CDA - Energy	12	\$5,303,009	NA
Neighborhood Business Works	17	\$9,673,308	\$54,488,027
Community Legacy	24	\$4,290,000	\$11,621,323
Strategic Demolition Fund	32	\$16,185,000	\$89,218,980
Total	97	\$171,664,317	\$468,215,676



Maryland Department of Housing & Community Development
 Secretary Jacob R. Day
 Deputy Secretary Julia Glanz

Publish Date: 01/19/2024

Table 1: Community Development Administration Multifamily Projects

Community Development Administration Multifamily Projects									
Project Address/Name	Project City	Zip Code	Jurisdiction	Units	Type	DHCD Funds	Total Project Cost	Area	
								PFA	OZ
619 Brightview Rd	Millersville	21108	Anne Arundel	54	New	\$0	\$20,566,668	YES	NO
N/A	Arnold	21012	Anne Arundel	8	New	\$0	\$4,969,422	YES	NO
1500 Claremont St	Baltimore	21202	Baltimore City	67	New	\$22,790,000	\$33,727,851	YES	YES
1121 N Ellamont St (1000 and 1001 N Ellamont St)	Baltimore	21216	Baltimore City	106	Rehab/Acq	\$21,325,000	\$43,468,915	YES	NO
1440 Merritt Blvd	Dundalk	21222	Baltimore City	84	New	\$13,150,000	\$27,229,368	YES	NO
226 Caroline St	Baltimore	21202	Baltimore City	89	New	\$11,404,000	\$40,995,538	YES	YES
4625 Edmondson Ave	Baltimore	21229	Baltimore City	78	New	\$11,240,000	\$28,603,029	YES	NO
3003-3025 West Cold Spring Ln	Baltimore	21215	Baltimore City	107	New	\$10,056,000	\$24,006,722	YES	NO
23 South Gay St	Baltimore	21202	Baltimore City	66	Rehab/Acq	\$9,000,000	\$18,391,937	YES	YES
901 Cherry Hill Rd	Baltimore	21225	Baltimore City	80	Rehab/Acq	\$8,008,000	\$19,719,135	YES	YES
155 Grundy St	Baltimore	21224	Baltimore City	81	Rehab/Acq	\$7,687,000	\$16,997,323	YES	NO
N/A	Baltimore	21216	Baltimore City	88	Rehab/Acq	\$0	\$2,824,700	YES	YES
2926, 2928, 3006 Boarman Ave	Baltimore	21215	Baltimore City	56	New	\$0	\$17,359,059	YES	NO
5809 Park Heights Ave	Baltimore	21215	Baltimore City	63	New	\$0	\$24,416,716	YES	NO
4601 Edmondson Ave	Baltimore	21229	Baltimore City	72	New	\$0	\$24,498,506	YES	NO
41 Jameson Ct	Indian Head	20640	Charles	60	Rehab/Acq	\$22,560,000	\$19,313,396	YES	YES
120, 122 West South St	Frederick	21701	Frederick	96	New	\$25,795,000	\$33,894,067	YES	YES
360 Prospect Blvd	Frederick	21701	Frederick	151	New	\$22,500,000	\$36,295,248	YES	YES
5614 New Design Rd	Frederick	21073	Frederick	60	New	\$11,230,000	\$24,225,573	YES	NO
15 S. Maple Ave	Brunswick	21716	Frederick	45	New	\$0	\$24,766,972	YES	YES
110,124, 130 West St	Frederick	21701	Frederick	56	New/Rehab	\$0	\$25,946,242	YES	NO
5614 New Design Rd	Frederick	21073	Frederick	60	New	\$0	\$26,172,393	YES	NO
904 B Edgewood Rd	Edgewood	21040	Harford	68	New	\$11,870,000	\$24,450,832	YES	NO
10339 Twin Rivers Rd	Columbia	21044	Howard	94	New	\$17,399,000	\$35,389,518	YES	NO
10301-10421 Twin Rivers Rd	Columbia	21044	Howard	59	New	\$9,046,000	\$27,221,491	YES	NO
4010 Randolph Rd	Silver Spring	20902	Montgomery	168	New	\$41,555,000	\$86,019,054	YES	NO
Little Seneca Pkwy. (East of Broadway Ave and north of W. Old Baltimore Road, with approximate latitude and longitude coordinates of 39°12'58.1"N 77°16'56.1"W)	Clarksburg	20841	Montgomery	125	New	\$17,545,000	\$36,892,077	YES	NO
25104 Ridge Rd	Damascus	20872	Montgomery	76	New	\$13,550,000	\$27,464,194	YES	NO
2106 Belvedere Blvd	Silver Spring	20904	Montgomery	136	New	\$13,410,000	\$70,294,030	YES	NO
2106 Belvedere Blvd	Silver Spring	20904	Montgomery	53	New	\$0	\$31,152,825	YES	NO
5033 57th Ave	Bladensburg	20710	Prince George's	481	Rehab/Acq	\$61,330,000	\$137,057,121	YES	NO
8401, 8421 and 8431 Marvin Wilson Way; 3046, 3110, 3130, 3140 and 3151 Roland Kenner Loop	Lanham	20706	Prince George's	114	New	\$5,846,000	\$45,222,666	YES	YES
8400, 8420,8430 and 8440 Marvin Wilson Way; 3001 and 3021 Roland Kenner Loop	Lanham	20706	Prince George's	44	New	\$0	\$20,128,855	YES	YES
210 Fallen Horse Cir	Grasonville	21638	Queen Anne's	54	New	\$7,730,000	\$16,068,989	YES	NO

Community Development Administration Multifamily Projects (Continued)

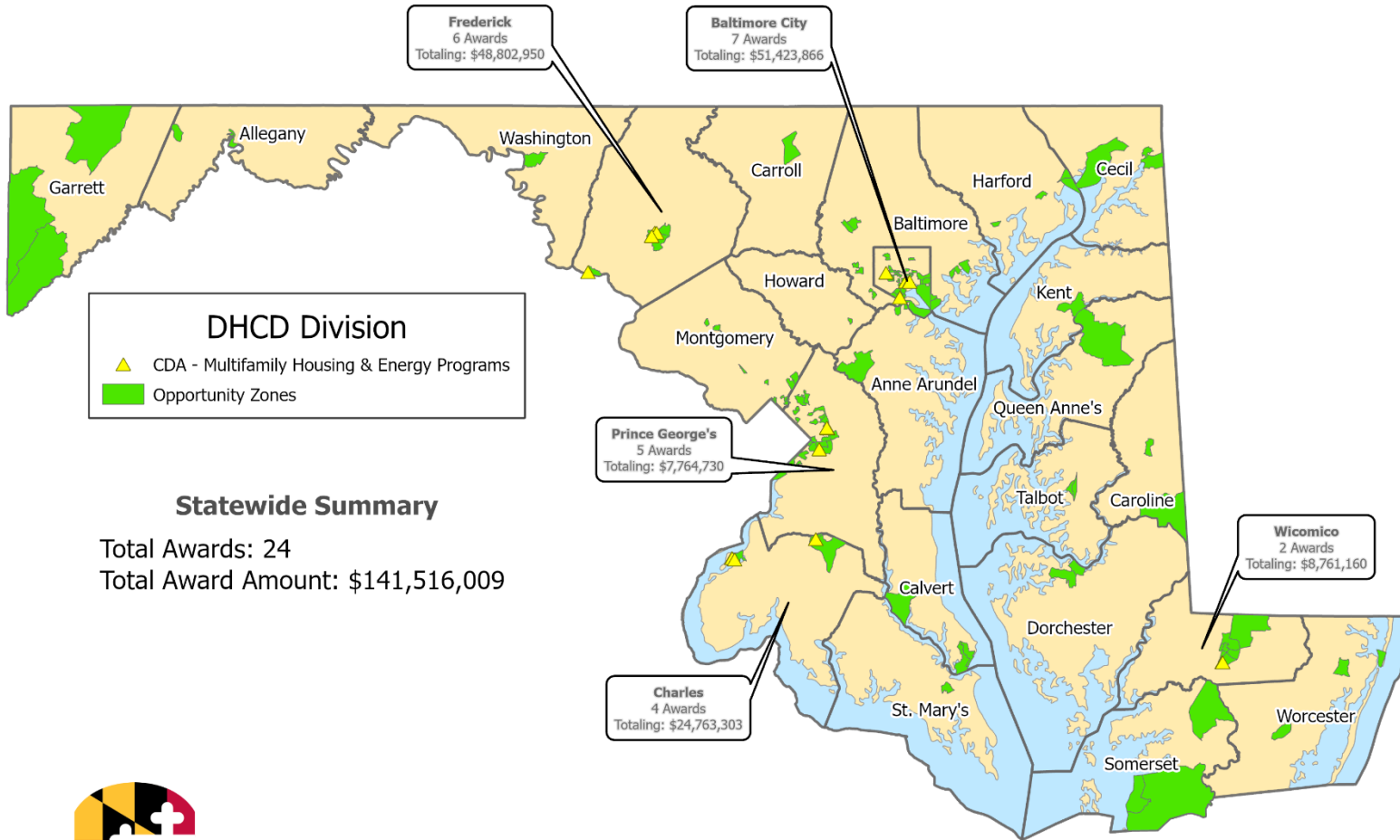
Project Address/Name	Project City	Zip Code	Jurisdiction	Units	Type	DHCD Funds	Total Project Cost	Area	
								PFA	OZ
210 Fallen Horse Cir	Grasonville	21638	Queen Anne's	66	New	\$0	\$24,270,006	YES	NO
45970 Foxchase Dr	Great Mills	20634	St. Mary's	55	Rehab/Acq	\$0	\$14,946,425	YES	NO
45910-45955 Foxchase Dr	Great Mills	20634	St. Mary's	79	Rehab/Acq	\$0	\$22,183,803	YES	NO
14036 Village Mill Dr	Maugansville	21767	Washington	72	Rehab/Acq	\$6,092,276	\$13,178,821	YES	NO
105 Winterborn Ln	Salisbury	21801	Wicomico	96	Rehab/Acq	\$8,310,000	\$17,606,981	YES	YES

Table 2: Summary of CDA Multifamily Projects

Summary of CDA Multifamily Projects				
	Number of Awards	Total Units	DHCD Funds	Total Project Cost
All Projects	39	3,467	\$410,428,276	\$1,187,936,468
Opportunity Zones	12	996	\$136,213,000	\$312,887,346

Maryland Department of Housing & Community Development

Multifamily Housing & Energy Programs Awards for Fiscal Year 2023 Located within an Opportunity Zone



DHCD Division

- ▲ CDA - Multifamily Housing & Energy Programs
- Opportunity Zones

Statewide Summary
Total Awards: 24
Total Award Amount: \$141,516,009



Table 3: Community Development Administration Energy Projects

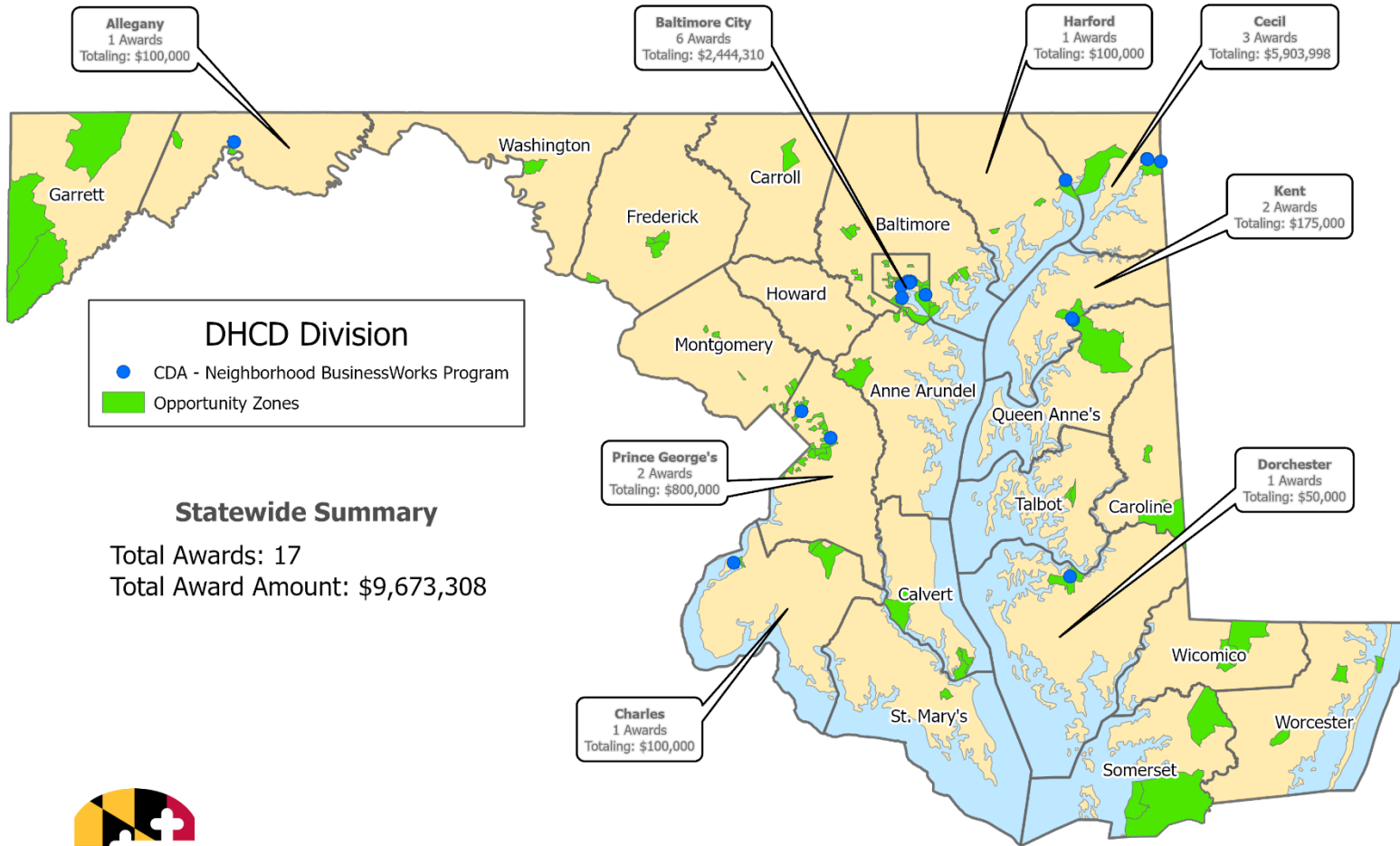
Community Development Administration Energy Projects								
Project Address	Project City	Zip Code	Jurisdiction	Units	Type	DHCD Funds	Area	
							PFA	OZ
1121 N Ellamont St	Baltimore	21216	Baltimore City	106	Loan	\$191,333	YES	NO
23 South Gay St	Baltimore	21202	Baltimore City	66	Loan	\$139,500	YES	YES
901 Cherry Hill Rd	Baltimore	21225	Baltimore City	80	Loan	\$82,366	YES	YES
4625 Edmonson Ave	Baltimore	21229	Baltimore City	78	Loan	\$58,200	YES	NO
4601 Edmonson Ave	Baltimore	21229	Baltimore City	72	Loan	\$55,200	YES	NO
520 S Main St	North East	21901	Cecil	50	Grant	\$293,558	YES	NO
3001 Hollins Ln	Waldorf	20601	Charles	510	Grant	\$2,142,073	YES	YES
4087 Indian Head Hwy	Indian Head	20640	Charles	5	Grant	\$40,230	YES	YES
4145 Indian Head Hwy	Indian Head	20640	Charles	7	Grant	\$21,000	YES	YES
110 West South St	Fredrick	21701	Fredrick	96	Loan	\$288,600	YES	YES
110, 124, 130 West South St	Fredrick	21701	Fredrick	56	Loan	\$154,100	YES	YES
9 S. Maple Ave	Brunswick	21716	Frederick	45	Loan	\$65,250	YES	YES
9829 Bethesda Church Rd	Damascus	20872	Montgomery	104	Grant	\$608,026	YES	NO
4010 Randolph Rd	Silver Spring	20902	Montgomery	168	Loan	\$298,300	YES	NO
6936 Walker Mill Rd	Capitol Heights	20743	Prince George's	200	Grant	\$1,777,030	YES	YES
1829 Belle Haven Dr	Landover	20785	Prince George's	276	Grant	\$1,350,935	YES	NO
6441 Livingston Rd	Oxon Hill	20745	Prince George's	254	Grant	\$1,181,238	YES	NO
8401 Marvin Way	Lanham	20706	Prince George's	114	Loan	\$131,300	YES	YES
8401 Marvin Way	Lanham	20706	Prince George's	44	Loan	\$10,400	YES	YES
45882 Chancellors Run Rd	Great Mills	20634	St. Mary's	40	Grant	\$131,092	YES	NO
1 Schoolhouse Ct	Boonsboro	21713	Washington	32	Grant	\$178,308	YES	NO
105 Winterborn Ln	Salisbury	21804	Wicomico	96	Loan	\$451,160	YES	YES

Table 4: Summary of CDA Energy Projects

Summary of CDA Energy Projects			
	Number of Awards	Total Units	DHCD Funds
All Projects	22	2,499	\$9,649,199
Opportunity Zones	12	1,319	\$5,303,009

Maryland Department of Housing & Community Development

Neighborhood BusinessWorks Program Awards for Fiscal Year 2023 Located within an Opportunity Zone



Statewide Summary

Total Awards: 17
 Total Award Amount: \$9,673,308



Maryland Department of Housing & Community Development
 Secretary Jacob R. Day
 Deputy Secretary Julia Glanz

Publish Date: 01/30/2024

Table 5: Summary of Neighborhood Business Works Projects

Summary of Neighborhood Business Works Projects			
	Number of Awards	DHCD Funds	Total Project Cost
All Projects	28	\$34,618,766	\$201,191,345
Opportunity Zones	17	\$9,673,308	\$54,488,027

Table 6: Neighborhood Business Works Projects

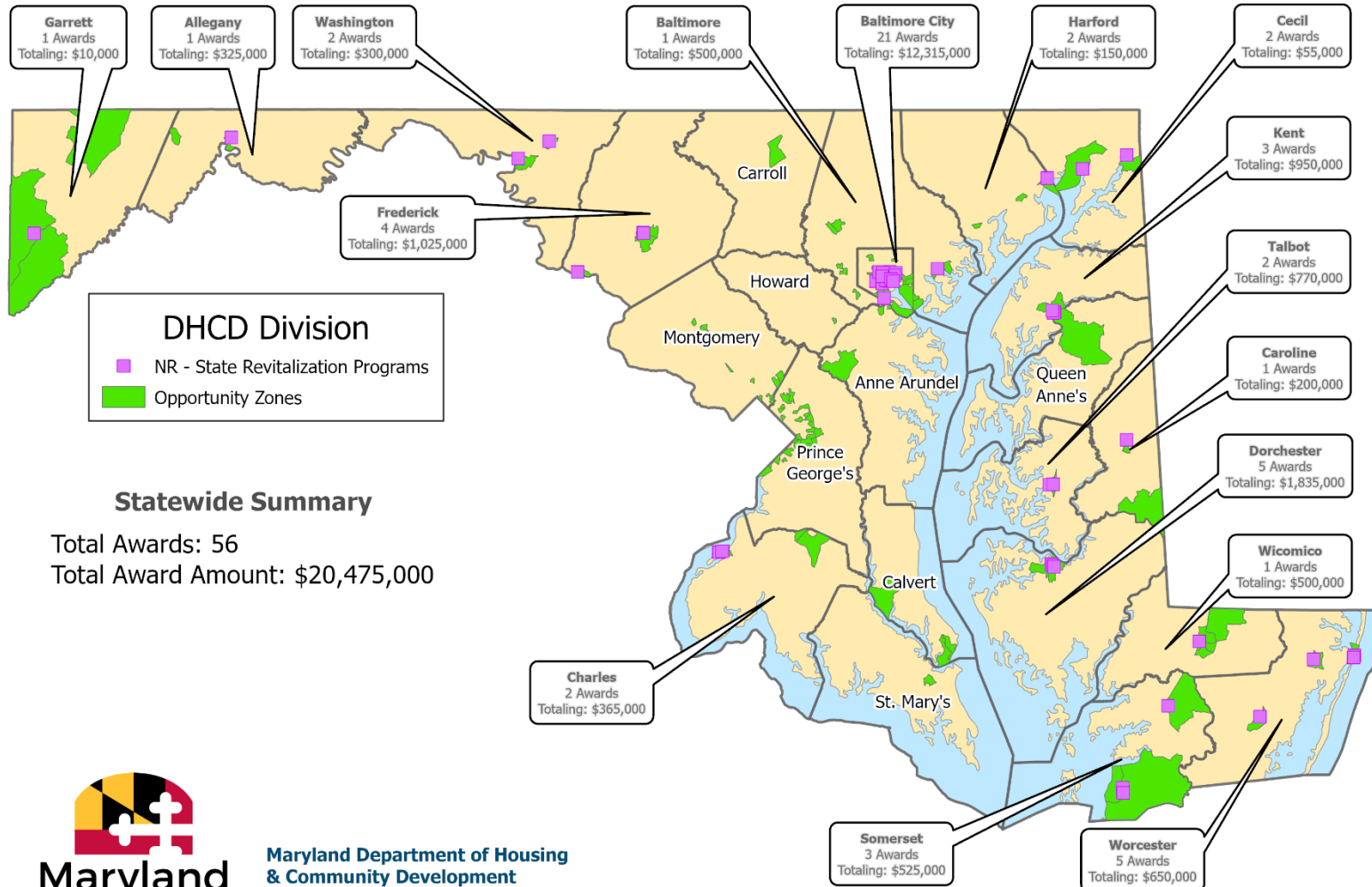
Neighborhood Business Works Projects									
Project Name	Project Address	Project City	Zip Code	Jurisdiction	Type	DHCD Funds	Estimated Total Project Cost	Area	
								PFA	OZ
New Creamery, L.L.C.	108 Harrison St	Cumberland	21502	Allegany	Grant	\$100,000	\$200,000	YES	YES
Chris's Charcoal Pit House of Annapolis, INC	3283 Solomons Island Rd	Edgewater	21037	Anne Arundel	Grant	\$50,000	\$100,000	YES	NO
Disco Centro Fiesta of Annapolis Inc.	8036 Gov. Ritchie Hwy, Suite 1D-1	Pasadena	21122	Anne Arundel	Grant	\$40,000	\$80,000	YES	NO
Lendistry	2002 Clipper Park Rd Suite 105	Baltimore	21211	Baltimore City	Loan	\$15,000,000	\$100,404,958	YES	NO
The Service Center	301 W. 29th St	Baltimore	21211	Baltimore City	Loan	\$5,000,000	\$33,725,413	YES	NO
Clipper Construction LLC	1354 Cooksie St	Baltimore	21230	Baltimore City	Loan	\$1,828,498	\$3,968,721	YES	NO
Peabody Heights Capital Improvements	401 E. 30ths St	Baltimore	21218	Baltimore City	Loan	\$1,206,960	\$2,792,766	YES	NO
Crook Horner Lofts	301 - 305 N Howard St	Baltimore	21201	Baltimore City	Loan	\$894,265	\$18,991,800	YES	YES
Rebuild Metro, Inc.	1129 N. Caroline St	Baltimore	21213	Baltimore City	Loan	\$750,000	\$1,510,000	YES	YES
Outlook Enterprises	2101 E. Biddle St	Baltimore	21213	Baltimore City	Loan	\$500,045	\$1,000,090	YES	YES
Maryland 5 Star of Fair Hill	351 W. Camden St, Suite 202	Baltimore	21201	Baltimore City	Loan	\$250,000	\$500,000	YES	NO
Coaptech, Inc.	101 W. Dickman St, Suite 800	Baltimore	21230	Baltimore City	Grant	\$100,000	\$200,000	YES	YES
Novel Microdevices, Inc.	6200 Seaforth St	Baltimore City	21224	Baltimore City	Grant	\$100,000	\$200,000	YES	YES
MELATECH, L.L.C.	1812 Ashland Ave	Baltimore	21205	Baltimore City	Grant	\$100,000	\$200,000	YES	YES
Black Acres Roastery, LLC	3515 Claremont St	Baltimore	21224	Baltimore City	Grant	\$100,000	\$200,000	YES	NO
Clene Nanomedicine, Inc.	100 Chesapeake Blvd	Elkton	21921	Cecil	Loan	\$5,000,000	\$25,831,165	YES	YES
Music Farm, LLC	107 North St	Elkton	21921	Cecil	Loan	\$828,998	\$2,004,972	YES	YES
Elk River Brewing Company	112 E. Main St	Elkton	21921	Cecil	Grant	\$75,000	\$150,000	YES	YES
Bolans-Darby Partners, Inc.	4338 Indian Head Hwy	Indian Head	20640	Charles	Grant	\$100,000	\$200,000	YES	YES
Pine Street Community Market	711 Pine St	Cambridge	21613	Dorchester	Loan	\$475,000	\$1,545,000	YES	NO
Lil' Bitta Bull BBQ, L.L.C.	520 Race St	Cambridge	21613	Dorchester	Grant	\$50,000	\$100,000	YES	YES
JoJo's Restaurant and Tap house	16-18 E. Patrick St	Frederick	21701	Frederick	Loan	\$750,000	\$1,715,000	YES	NO

Neighborhood Business Works Projects (Continued)

Project Name	Project Address	Project City	Zip Code	Jurisdiction	Type	DHCD Funds	Estimated Total Project Cost	Area	
								PFA	OZ
Havre de Grace Marine Center LLC	723 Water St	Havre de Grace	21078	Harford	Grant	\$100,000	\$200,000	YES	YES
The Modern Stone Age Family, LLC	236 Cannon St	Chestertown	21620	Kent	Grant	\$100,000	\$200,000	YES	YES
E.L.B. Automotive, Inc.	609 High St	Chestertown	21620	Kent	Grant	\$75,000	\$150,000	YES	YES
FSC First	1801 McCormick Dr, Suite 300	Largo	20774	Prince George's	Loan	\$750,000	\$3,250,000	YES	YES
Sarvis Empowerment Café	511 Sarvis Ave Unit 101	Riverdale	20737	Prince George's	Loan	\$245,000	\$1,671,460	YES	NO
Hair + Space Blowdry and Beauty Company	7338 Baltimore Ave	College Park	20740	Prince George's	Grant	\$50,000	\$100,000	YES	YES

Maryland Department of Housing & Community Development

State Revitalization Programs Awards for Fiscal Year 2023 Located within an Opportunity Zone



Maryland Department of Housing & Community Development
Secretary Jacob R. Day
Deputy Secretary Julia Glanz

Publish Date: 01/30/2024

Neighborhood Revitalization Program Projects

In FY2023, the Neighborhood Revitalization (NR) program funded 119 projects through the Strategic Demolition Fund (SDF) and Community Legacy. Every NR project awarded was in a Priority Funding Area and considered a “business project” in assistance with §4-223 of the Housing and Community Development Article – except for three.

The SDF funded 54 projects around the state, totaling \$31.2 million and leveraging additional \$241.5 million in projects cost (Table 7). All projects awarded were in Sustainable Communities while 32 were co-located in Opportunity Zones (Table 8), receiving \$16.2 million in SDF awards and \$89.2 in total project costs.

The Community Legacy program made 65 awards statewide totaling \$8.1 million in funds and \$17.1 million in total project costs (Table 9). Of these awards, 62 projects were located in Sustainable Communities and 24 projects were co-located in Opportunity Zones (Table 10). Community Legacy funded the 24 Opportunity Zone projects with \$4.3 million for a total project cost of \$11.6 million.

Table7: Summary of Strategic Demolition Fund Projects

Summary of Strategic Demolition Fund Projects			
	Number of Awards	DHCD Funds	Total Project Cost
All Projects	54	\$31,200,000	\$272,680,968
Opportunity Zones	32	\$16,185,000	\$89,218,980

Table 8: Strategic Demolition Fund Projects

Strategic Demolition Fund Projects									
Project Address/Name	Project City	Zip Code	Jurisdiction	Type	DHCD Funds	Estimated Total Project Cost	Area		
							PFA	SC	OZ
138 Baltimore St	Cumberland	21502	Allegany	Grant	\$325,000	\$1,825,000	YES	YES	YES
Parcel 284, Jacobs Rd	Severn	21144	Anne Arundel	Grant	\$130,000	\$180,000	YES	YES	NO
6301 Bethlehem Blvd	Edgemere	21219	Baltimore	Grant	\$1,000,000	\$91,422,408	YES	YES	NO
333 W Camden St	Baltimore	21201	Baltimore City	Grant	\$5,750,000	\$5,750,000	YES	YES	NO
1408 North Wolfe St	Baltimore	21213	Baltimore City	Grant	\$2,000,000	\$32,400,556	YES	YES	YES
700 West North Ave	Baltimore	21217	Baltimore City	Grant	\$1,850,000	\$13,110,000	YES	YES	YES
1601 E. Pratt St	Baltimore	21231	Baltimore City	Grant	\$1,290,000	\$4,263,882	YES	YES	YES
1342 Division St	Baltimore	21217	Baltimore City	Grant	\$1,000,000	\$1,260,000	YES	YES	YES
1044 Leadenhall St	Baltimore	21230	Baltimore City	Grant	\$1,000,000	\$1,000,000	YES	YES	NO
844 Roundview Rd	Baltimore	21225	Baltimore City	Grant	\$750,000	\$887,594	YES	YES	YES
249 N. Aisquith St	Baltimore	21202	Baltimore City	Grant	\$750,000	\$1,200,000	YES	YES	YES
500 N Howard St	Baltimore	21201	Baltimore City	Grant	\$750,000	\$25,805,452	YES	YES	NO
2100 Liberty Heights Ave	Baltimore	21217	Baltimore City	Grant	\$750,000	\$1,000,000	YES	YES	NO

Strategic Demolition Fund Projects (Continued)

Project Address/Name	Project City	Zip Code	Jurisdiction	Type	DHCD Funds	Estimated Total Project Cost	Area		
							PFA	SC	OZ
508 East Preston St	Baltimore	21202	Baltimore City	Grant	\$500,000	\$1,500,000	YES	YES	YES
856 Washington Blvd	Baltimore	21230	Baltimore City	Grant	\$500,000	\$500,000	YES	YES	YES
201 West Lexington St	Baltimore	21201	Baltimore City	Grant	\$500,000	\$500,000	YES	YES	YES
2700 Tivoly Ave	Baltimore	21218	Baltimore City	Grant	\$500,000	\$7,915,000	YES	YES	NO
880 Park Ave	Baltimore	21201	Baltimore City	Grant	\$500,000	\$4,200,000	YES	YES	NO
837 N. Madeira St	Baltimore	21205	Baltimore City	Grant	\$500,000	\$2,736,000	YES	YES	NO
2800 Sisson St	Baltimore	21218	Baltimore City	Grant	\$500,000	\$8,000,000	YES	YES	NO
2507 N Howard St	Baltimore	21218	Baltimore City	Grant	\$500,000	\$15,657,769	YES	YES	NO
430 East Biddle St	Baltimore	21202	Baltimore City	Grant	\$400,000	\$680,327	YES	YES	YES
2000 Cecil Ave	Baltimore	21218	Baltimore City	Grant	\$350,000	\$1,537,500	YES	YES	YES
1808 North Patterson Park Ave	Baltimore	21213	Baltimore City	Grant	\$350,000	\$350,000	YES	YES	YES
417 E Fayette St	Baltimore	21202	Baltimore City	Grant	\$350,000	\$795,000	YES	YES	YES
1103 N. Washington St	Baltimore	21213	Baltimore City	Grant	\$350,000	\$8,672,296	YES	YES	YES
100 West Lexington St	Baltimore	21201	Baltimore City	Grant	\$300,000	\$5,657,579	YES	YES	YES
1910 Fleet St	Baltimore	21224	Baltimore City	Grant	\$300,000	\$500,000	YES	YES	NO
2213 N. Ellamont St	Baltimore	21216	Baltimore City	Grant	\$250,000	\$4,350,000	YES	YES	NO
1515 N. Washington St	Baltimore	21213	Baltimore City	Grant	\$200,000	\$200,000	YES	YES	YES
2201 Brookfield Ave	Baltimore	21217	Baltimore City	Grant	\$200,000	\$1,800,800	YES	YES	YES
2507 Druid Hill Ave	Baltimore	21217	Baltimore City	Grant	\$200,000	\$4,460,000	YES	YES	YES
1259 East North Ave	Baltimore	21202	Baltimore City	Grant	\$85,000	\$438,500	YES	YES	NO
1271 E. North Ave	Baltimore	21202	Baltimore City	Grant	\$75,000	\$825,000	YES	YES	NO
9 N 4th St	Denton	21629	Caroline	Grant	\$200,000	\$280,000	YES	YES	YES
1341 North Main St	Hampstead	21074	Carroll	Grant	\$400,000	\$7,149,284	YES	YES	NO
4450 Indian Head Hwy	Indian Head	20640	Charles	Grant	\$250,000	\$750,000	YES	YES	YES
4145 Indian Head Hwy	Indian Head	20640	Charles	Grant	\$115,000	\$315,000	YES	YES	YES
509 Race St	Cambridge	21613	Dorchester	Grant	\$400,000	\$400,000	YES	YES	NO
411 Dorchester Ave	Cambridge	21613	Dorchester	Grant	\$335,000	\$335,000	YES	YES	YES
411 Dorchester Ave	Cambridge	21613	Dorchester	Grant	\$150,000	\$215,000	YES	YES	YES
135 S Market St	Frederick	21701	Frederick	Grant	\$500,000	\$525,000	YES	YES	YES
9 South Maple Ave	Brunswick	21716	Frederick	Grant	\$200,000	\$200,000	YES	YES	YES
22 North Howard St	Aberdeen	21001	Harford	Grant	\$500,000	\$515,000	YES	YES	NO
1 Emory St	Ellicott City	21043	Howard	Grant	\$250,000	\$620,000	YES	YES	NO
8775 Cloudleap Ct	Columbia	21045	Howard	Grant	\$125,000	\$125,000	YES	YES	NO
800 High St	Chestertown	21620	Kent	Grant	\$750,000	\$989,625	YES	YES	YES
8 East Main St	Crisfield	21817	Somerset	Grant	\$250,000	\$676,877	YES	YES	YES
35 South Locust Ave	Easton	21601	Talbot	Grant	\$270,000	\$1,376,094	YES	YES	YES
32 N. Potomac St	Hagerstown	21740	Washington	Grant	\$250,000	\$1,175,850	YES	YES	YES
290 E. Memorial Blvd	Hagerstown	21740	Washington	Grant	\$250,000	\$3,840,000	YES	YES	NO
611 East Railroad Ave	Salisbury	21804	Wicomico	Grant	\$500,000	\$505,000	YES	YES	YES
510 West Rd	Salisbury	21801	Wicomico	Grant	\$500,000	\$1,032,575	YES	YES	NO
217 South Baltimore Ave	Ocean City	21842	Worcester	Grant	\$250,000	\$275,000	YES	YES	YES

Table 9: Summary of Community Legacy Projects

Summary of Community Legacy Projects			
	Number of Awards	DHCD Funds	Total Project Cost
All Projects	65	\$8,100,000	\$17,129,505
Opportunity Zones	24	\$4,290,000	\$11,621,323

Table 10: Community Legacy Projects

Community Legacy Projects									
Project Address/Name	Project City	Zip Code	Jurisdiction	Type	DHCD Funds	Estimated Total Project Cost	Area		
							PFA	SC	OZ
P.O. Box 440	Frostburg	21532	Allegany	Grant	\$50,000	\$75,000	NO	NO	NO
50 Main St	Westernport	21562	Allegany	Grant	\$50,000	\$300,000	YES	YES	NO
1103 Smithville St	Annapolis	21401	Anne Arundel	Grant	\$300,000	\$300,000	YES	YES	NO
7480 Baltimore Annapolis Blvd	Glen Burnie	21061	Anne Arundel	Grant	\$250,000	\$250,000	YES	YES	NO
1706 Old Eastern Ave	Essex	21221	Baltimore	Grant	\$500,000	\$1,000,000	YES	YES	YES
44 W. Chesapeake Ave	Towson	21204	Baltimore	Grant	\$100,000	\$100,000	YES	YES	NO
5500 Carville Rd	Baltimore	21227	Baltimore	Grant	\$100,000	\$100,000	YES	YES	NO
202 Main St	Reisterstown	21136	Baltimore	Grant	\$80,000	\$140,000	YES	YES	NO
3901 Maine Ave	Baltimore	21207	Baltimore City	Grant	\$480,000	\$480,000	YES	YES	NO
2216 Druid Hill Ave	Baltimore	21217	Baltimore City	Grant	\$225,000	\$695,000	YES	YES	YES
435 E.25th St	Baltimore	21218	Baltimore City	Grant	\$180,000	\$250,000	YES	YES	NO
31 North Smallwood St	Baltimore	21223	Baltimore City	Grant	\$150,000	\$250,000	YES	YES	YES
101 West North Ave	Baltimore	21201	Baltimore City	Grant	\$100,000	\$1,266,661	YES	YES	YES
113 South Main St	Greensboro	21639	Caroline	Grant	\$25,000	\$93,359	YES	YES	NO
110 South Main St	Mount Airy	21771	Carroll	Grant	\$50,000	\$100,000	YES	YES	NO
17 E. Baltimore St	Taneytown	21787	Carroll	Grant	\$35,000	\$37,513	YES	YES	NO
64 South Main St	Port Deposit	21904	Cecil	Grant	\$50,000	\$50,000	YES	YES	NO
101 East Main St	Elkton	21921	Cecil	Grant	\$30,000	\$63,900	YES	YES	YES
218 Market St	Charlestown	21914	Cecil	Grant	\$25,000	\$27,650	YES	YES	YES
200 Baltimore St	La Plata	20646	Charles	Grant	\$50,000	\$50,000	YES	YES	NO
11110 Mall Cir	Waldorf	20603	Charles	Grant	\$50,000	\$100,000	YES	YES	NO
Cedar St	Cambridge	21613	Dorchester	Grant	\$600,000	\$1,333,125	YES	YES	YES
444 Race St	Cambridge	21613	Dorchester	Grant	\$500,000	\$500,000	YES	YES	YES
601 Chesapeake Ct	Cambridge	21613	Dorchester	Grant	\$335,000	\$546,390	YES	YES	NO
411 Dorchester Ave	Cambridge	21613	Dorchester	Grant	\$250,000	\$250,000	YES	YES	YES
10 Academy St	East New Market	21631	Dorchester	Grant	\$70,000	\$100,000	YES	YES	NO
303 Race St	Vienna	21869	Dorchester	Grant	\$15,000	\$15,000	YES	YES	NO
100 W. All Saints St	Frederick	21701	Frederick	Grant	\$275,000	\$625,000	YES	YES	YES

Community Legacy Projects (Continued)

Project Address/Name	Project City	Zip Code	Jurisdiction	Type	DHCD Funds	Estimated Total Project Cost	Area		
							PFA	SC	OZ
41 E. Patrick St	Frederick	21701	Frederick	Grant	\$100,000	\$200,000	YES	YES	NO
1 W. Potomac St	Brunswick	21716	Frederick	Grant	\$50,000	\$52,500	YES	YES	YES
22 East Main St	Emmitsburg	21727	Frederick	Grant	\$50,000	\$110,000	YES	YES	NO
40 South Alley	New Market	21774	Frederick	Grant	\$50,000	\$100,000	YES	YES	NO
11 Water St	Thurmont	21788	Frederick	Grant	\$50,000	\$100,000	YES	YES	NO
220 West Potomac St	Brunswick	21716	Frederick	Grant	\$50,000	\$50,000	YES	YES	NO
19 West Main St	Middletown	21769	Frederick	Grant	\$50,000	\$100,000	YES	YES	NO
15 South Third St	Oakland	21550	Garrett	Grant	\$10,000	\$10,000	YES	YES	YES
325 Saint John St	Havre de Grace	21078	Harford	Grant	\$100,000	\$137,000	YES	YES	YES
205 S Hays St	Bel Air	21014	Harford	Grant	\$60,000	\$513,200	YES	YES	NO
224 N Washington St	Havre de Grace	21078	Harford	Grant	\$50,000	\$50,000	YES	YES	YES
301 South Mill St	Chestertown	21620	Kent	Grant	\$150,000	\$699,615	YES	YES	YES
118 N Cross St	Chestertown	21620	Kent	Grant	\$50,000	\$100,000	YES	YES	YES
104 North Main St	Galena	21635	Kent	Grant	\$25,000	\$25,000	YES	YES	NO
5820 N. Main St	Rock Hall	21661	Kent	Grant	\$25,000	\$25,000	YES	YES	NO
15926 Paisley Ln	Bowie	20716	Prince George's	Grant	\$150,000	\$150,000	YES	YES	NO
14211 School Ln	Upper Marlboro	20772	Prince George's	Grant	\$50,000	\$50,000	YES	YES	NO
18511 Truman Point Rd	Aquasco	20608	Prince George's	Grant	\$50,000	\$50,000	YES	YES	NO
101 Lawyers Row	Centreville	21617	Queen Anne's	Grant	\$25,000	\$28,200	YES	YES	NO
26300 East Pear St	Crisfield	21817	Somerset	Grant	\$200,000	\$213,750	NO	NO	YES
30489 Broad St	Princess Anne	21853	Somerset	Grant	\$75,000	\$75,000	YES	YES	YES
P.O. Box 40	Ewell	21824	Somerset	Grant	\$70,000	\$72,000	NO	NO	NO
21130 Great Mills Rd	Lexington Park	20634	St. Mary's	Grant	\$250,000	\$250,000	YES	YES	NO
22670 Washington St	Leonardtown	20650	St. Mary's	Grant	\$50,000	\$55,000	YES	YES	NO
21740 Great Mills Rd	Lexington Park	20653	St. Mary's	Grant	\$50,000	\$84,500	YES	YES	NO
31 Jowite St	Easton	21601	Talbot	Grant	\$500,000	\$837,122	YES	YES	YES
14370 Reckford Ave	Cascade	21719	Washington	Grant	\$225,000	\$282,000	YES	YES	NO
2 N. Conococheague St	Williamsport	21795	Washington	Grant	\$50,000	\$50,000	YES	YES	YES
21 North Main St	Boonsboro	21713	Washington	Grant	\$30,000	\$31,125	YES	YES	NO
21 West Water St	Smithsburg	21783	Washington	Grant	\$30,000	\$31,125	YES	YES	NO
7505 Gumboro Rd	Pittsville	21850	Wicomico	Grant	\$25,000	\$25,000	YES	YES	NO
7344 Main St	Willards	21874	Wicomico	Grant	\$25,000	\$25,000	YES	YES	NO
105 Somerset St	Ocean City	21842	Worcester	Grant	\$250,000	\$3,000,000	YES	YES	YES
301 Baltimore Ave	Ocean City	21842	Worcester	Grant	\$50,000	\$285,000	YES	YES	YES
109 Pearl St	Snow Hill	21863	Worcester	Grant	\$50,000	\$50,000	YES	YES	YES
10 William St	Berlin	21811	Worcester	Grant	\$50,000	\$50,000	YES	YES	YES
101 Clarke St	Pocomoke City	21851	Worcester	Grant	\$50,000	\$63,770	YES	YES	NO