



Department of Public Safety and Correctional Services

Division of Correction Office of the Commissioner

6776 REISTERSTOWN ROAD • SUITE 310 • BALTIMORE, MARYLAND 21215-2342
(410) 585-3308 • FAX (410) 764-4373 • TOLL FREE (877) 379-8636 • V/TTY (800) 735-2258 • www.dpscs.maryland.gov

STATE OF MARYLAND

LARRY HOGAN
GOVERNOR

BOYD K. RUTHERFORD
LT. GOVERNOR

ROBERT L. GREEN
SECRETARY

RACHEL SESSA
CHIEF OF STAFF

CHRISTOPHER McCULLY
DEPUTY SECRETARY
ADMINISTRATION

J. MICHAEL ZEIGLER
DEPUTY SECRETARY
OPERATIONS

CAROLYN J. SCRUGGS
ASSISTANT SECRETARY

GARY W. McHINNEY
ASSISTANT SECRETARY

November 14, 2019

The Honorable Larry Hogan
Governor
State House
Annapolis, Maryland 21401

Dear Governor Hogan:

Pursuant to § 3-207(d) of the Correctional Services Article, the Commissioner is required to submit an annual report on each correctional facility to the Secretary and Governor. The statute specifically states:


- (a) In general - On or before October 31 of each year, the Commissioner shall submit an annual report to the Secretary and the Governor that states, for each correctional facility in the Division:
- (1) its expenses, receipts, disbursements, condition, and progress;
 - (2) the number of inmates and each inmate's age, sex, race, place of birth and conviction, crime, and term of confinement;
 - (3) the number of inmates who escape, are pardoned, or discharged;
- and
- (4) any remarks and suggestions the Commissioner considers necessary to advance the interests of the correctional facility.
- (b) Accountings.- The Commissioner shall submit with the report required by subsection (a) of this section a statement similar to the statement that is required to be submitted under § 3-206 of this subtitle.
- (c) Verification by Commissioner.- The Commissioner shall verify the report and statement required by this section.
- (d) Submission to General Assembly.- Subject to § 2-1246 of the State Government Article, the Governor shall submit to the General Assembly the report and statement required under this section and any recommendations that the Governor considers expedient.

Attached is the Department's submission in satisfaction of this reporting requirement.

The Honorable Larry Hogan
Page Two

I hope this letter and attachment meet with your approval. If you have any questions, please contact myself or Ms. Rachel Sessa, Chief of Staff, Office of the Secretary, at 410-339-5022.

Sincerely,



Wayne Hill
Commissioner

Attachment

cc: The Honorable Robert L. Green, Department of Public Safety and Correctional Services
Ms. Sarah Albert, Library Associate, Department of Legislative Services, MSAR 12066
Mr. Keifer Mitchell, Chief Legislative Officer, Governor's Office
Ms. Cara Sullivan, Deputy Legislative Officer, Governor's Office

OPERATIONS

MARYLAND

DIVISION OF CORRECTION



FY2019

ROBERT L. GREEN
SECRETARY

LARRY HOGAN
GOVERNOR

BOYD RUTHERFORD
LT. GOVERNOR



Table of Contents

Page 2.....Overview

Page 3-38.....Institutional Summaries

Page 39-45.....Inmate Characteristics

Page 46-64.....Inmate Employment



Operations Overview

The correctional side of the Department of Public Safety and Correctional Services Operations includes all Maryland State prisons.

Dedicated professionals oversee prisons and pre-release centers whose mission is to protect the public by providing care to those who are in our custody. Institutional security is a key priority of the Department for both staff and the inmate population.

The commitment to returning offenders to society with the tools necessary to keep them from their former life of crime is evident in the vast array of job skill opportunities, educational programming, psychological and health sessions, and drug treatment.

Maryland Correctional Enterprises (MCE), the prison industry arm of corrections and one of the largest prison industries in the nation by sales, also offers an employment setting that mirrors the private sector.

Public Safety Works gives inmates the chance to pay society back, while simultaneously learning valuable employment skills and intangible but important traits such as a patience, compassion, and community appreciation.

The Department also provides crucial victim services to those whose lives are impacted by offenders under correctional supervision.

Eastern Correctional Institution



Eastern Correctional Institution(ECI)

East/West

Westover, Maryland

ECI-East and ECI-West are both medium security compounds managed by the Warden, with an Assistant Warden of Programs and Services and a Security Chief. The East Compound serves as the primary receiving unit for Direct Intakes on the Eastern Shore. Corizon Health medical providers have offices on both compounds. The main Infirmary for all 3 compounds (East, West, and Annex) is located on the East Compound. Three Maryland Correctional Enterprise business units are located on the East and West Compounds.

Accomplishments for FY 2019

- Over 10,054 pounds of vegetables donated to the Somerset County Health Department and the Seton Center Food Bank for needy families. The Green Gardens are providing fresh vegetables to needy families in the community, while offenders are able to reach out and help the community while incarcerated.
- The Library and Education departments of the facility have reported that in 2019 there were over 10,000 books checked out and the library has helped answer over 7600 reference questions. The library had on average 669 patrons visiting the library monthly while also holding many book discussions. Education reports that 29 inmates earned their GEDs between the Annex and West compound. Over 117 students earned Adult certificates and 62 students completed occupational programs.
- The Psychology Department provided non-crisis therapy to over 1300 inmates while crisis therapy services were provided to more than 850 inmates. One Hundred Eighteen male offenders were housed on the mental health tier that was established in 2018. Ninety-Six group therapy sessions were provided.
- ECI's Social Work department has been busy this year. They conducted work groups for Thinking, Deciding, changing (TDC) Thinking for a Change, (T4C) Communications, Re-Entry, Inside Out Dads and Domestic Violence. Inmates earned over 270 certificates for group completion.

Budget

Administration
\$4,485,462

Custodial Care
\$56,771,268

Dietary
\$9,094,166

Maintenance
\$13,129,763

Clinical Services
\$32,019,139

Class/Recreation/Religion
\$5,033,288

Substance Abuse
\$441,144

Total = \$120,974,230

Operating Capacity
3,380

Average Daily Population
3,306

Annual Cost per Capital
\$35,791

Ratio to Positions
4.05

Ratio to Custodial Positions
5.30

Eastern Correctional Institution Annex



Eastern Correctional Institution(ECI-A)

Annex

Westover, Maryland

The Eastern Correctional Institution – Annex (ECI-A) is a 608 bed minimum/pre-release security facility that has four general population housing units, one support building and an outside recreation area. The three minimum-security housing units have 3 wings, one control center, one day-room and three offices. A fourth housing unit houses 140 Pre-Release inmates in 2 dormitories with programming and educational offices. This Pre-Release housing unit provides a transition to the Pre-Release security level by making use of community resources, work release, community leaves, and family leaves during the final phases of an inmate's incarceration. The mission for the Pre-Release housing unit is to assist the inmate in preparing for a successful re-entry into the community.

Accomplishments for FY 2019

ECI-A's Pre-Release details do many projects to give back to the community.

- Cleaning and painting local little league parks
- Set up and clean up for the Hebron Carnival
- Gleaning fruits and vegetables from farms for the Maryland Food Bank,
- Assisting in the cleanup of the St. John's Church cemetery in Deal Island
- Cleaning out ditches for the City of Crisfield.
- ECI-A's Pre-Release inmates have been involved in a partnership with the City of Salisbury by supplying labor to the City (Salisbury Neighborhood Services) to support the Governor's Grant for "Project Safe Streets."
- The Wicomico Partnership for Families and Children provides parenting classes to the inmates
- Alcohol Anonymous (AA) and Narcotics Anonymous (NA) groups continue to operate at ECI-A

Budget

*ECI- A budget is included in the total ECI East & West budget.

Eastern Correctional Pre-Release



Eastern Pre-Release Unit

Churchill, Maryland

Eastern Pre-Release Unit (EPRU) is a Pre-Release security facility within the Maryland Correctional Pre-Release System (MCPRS), located in Church Hill, Maryland, Queen Anne's County. Eastern Pre-Release Unit is situated on 96 rural acres of land.

Offenders housed at Eastern Pre-Release Unit are expected to carry out various job assignments for the facility; it is essentially a working camp. The inmates receive job assignments such as sanitation, dietary and maintenance jobs for at least 30 days in order to progress into a supervised program such as road crew and work release. The Facility also has a garden. The program teaches inmates to produce vegetables, which are harvested and prepared for the inmate population meals. All of the jobs offered at the facility provide skills for inmates to take with them when they re-enter society.

Accomplishments for FY 2019

- Addition of the Adani X-ray system, controls contraband being introduced into the facility.
- The institution offers multiple offender work programs. Some offenders are on non-supervised work programs such as public works projects and are paid by the state.
- Offenders on work-release work on salaried jobs with local companies such as builders, food-processing factories, scrap metal recycling yards, and automotive repair shops.
- Programs Provided: Alcoholics Anonymous, Employment Readiness, Religious Services, Education - G.E.D. preparation, Special Education, Financial Literacy and Parenting classes are available. Eastern Pre Release had 10 Offenders who earned their GED 2019. Also available-Library Services, One-Stop Career Center Presentation, Identification, Exit Orientations, and Parole Workshops.

Budget

Administration
\$321,897

Custodial Care
\$2,894,370

Dietary
\$596,588

Maintenance
\$427,130

Clinical Services
\$1,607,742

Class/Recreation/Religion
\$334,511

Total = \$6,182,238

Operating Capacity
170

Average Daily Population
170

Annual Cost per Capital
\$36,366

Ratio to Positions
3.54

Ratio to Custodial Positions
4.86

Southern Maryland Pre-Release



Southern Maryland Pre-Release Unit

Charlotte Hall, Maryland

The Southern Maryland Pre-Release Unit (SMPRU), opened in 1962 and is situated on 112 rural acres of land in Charles County, Maryland. Its gross square footage is 40,000.

SMPRU houses inmates of pre-release status who are preparing for release. The majority of the inmates participate in outside details, active work release or core institutional assignments such as dietary, sanitation and maintenance. Outside detail assignments are the State Highway Litter Details, Maryland State Highway Patrol Sanitation Crews, Department of Natural Resources Oyster Detail, Farming for Hunger Detail, County Tree Trimming Crew, County Litter Details and the Cheltenham Veterans Cemetery Detail.

Accomplishments for FY 2019

- On January 31, 2019, the Department of General Services conducted Physical Inventory Audit. SMPRU was in compliance.
- February 22, 2019, Headquarters conducted an IT audit that was compliant.
- The PREA audit was conducted March 11-13, 2019, with four deficiencies that were in compliance within thirty days.
- The Department of Natural Resources' Oyster Project runs from April 2019, through September 2019. Inmates participating in this program bag oyster shells for cleaning and injecting with larvae for reintroduction into the Chesapeake Bay tributaries.
- In 2018, two inmates received certificates as Master Gardeners from the University of Maryland Extension Program, and two more in July 2019. Additionally, there are two currently enrolled in the program.
- SMPRU inmates participate in the Farming for Hunger Program at Serenity Farms. Eight inmates are assigned to the farm. Inmates plant, harvest, package and distribute fresh produce to the Maryland Food Bank and residents of Southern Maryland. On this detail, inmates learn to operate heavy-duty equipment that will enhance their ability to obtain jobs upon release.

Budget

Administration
\$387,215

Custodial Care
\$2,643,875

Dietary
\$563,613

Maintenance
\$503,190

Clinical Services
\$1,371,309

Class/Recreation/Religion
\$367,880

Total = \$5,837,082

Operating Capacity
145


Average Daily Population
145

Annual Cost per Capital
\$40,256

Ratio to Positions
3.22

Ratio to Custodial Positions
4.68

Jessup Correctional Institution



Jessup Correctional Institution

Jessup, Maryland

Jessup Correctional Institution (JCI), is a medium security facility which opened in 1991. JCI is home to several Maryland Correctional Enterprises offender work programs including a sew shop that makes all inmate uniforms and correctional officer pants throughout the state. All of Maryland's license plates are produced at the facility, which also makes furniture for state offices and Maryland colleges. The site also serves as a transportation hub for offenders going to court and medical appointments in the Baltimore/Jessup region.

Jessup Correctional Institution began its FY 19 with classrooms at full capacity. Adequate instructional educators were also in place

Accomplishments for FY 2019

- Jessup Correctional Institution has ongoing Law classes with the Georgetown University, college classes initiated by Anne Arundel Community College and University of Baltimore through the second chance Pell program. Forty-Two students completed spring 2018 semester of University of Baltimore Pell program with a 3.57 GPA or better, in addition to 5 students completing the Certificate of Business Management and 8 students completing the Certificate of Entrepreneurship as offered by the Anne Arundel Community College.
- Jessup Correctional Institution (JCI) Capital Construction project of modernizing and upgrading the security surveillance cameras and monitors continues with exterior camera placement on the inmate Housing Units completed and initiation of camera placement within the inmate Housing Units ongoing.
- JCI was recognized during the SERMA Conference 2019 for achieving a 36% reduction in employee injuries during calendar year 2018.
- Jessup Correctional Institution (JCI) has increased its class size for Thinking for a Change and Victims Impact, allowing more participants. JCI provides religious services for 20 different groups in addition to special programs.
- Jessup Correctional Institution (JCI) dedicated one inmate housing unit (B building) and one (1) wing in A building B wing to the Maryland Transition Center (MTC) Pre Trial Detention.

Budget

Administration
\$3,935,404

Custodial Care
\$43,251,861

Dietary
\$5,536,633

Maintenance
\$7,006,881

Clinical Services
\$16,209,917

Class/Recreation/Religion
\$2,038,486

Total = \$77,979,182

Operating Capacity
1,680

Average Daily Population
1,680

Annual Cost per Capital
\$46,416

Ratio to Positions
3.05

Ratio to Custodial Positions
3.69

Maryland Correctional Institution - Jessup



Maryland Correctional Institution- Jessup Jessup, Maryland

Maryland Correctional Institution - Jessup (MCI-J), is a medium security level facility located in Anne Arundel County. MCIJ houses medium, minimum and pre-release security inmates. Originally opened on April 29, 1981 as an annex to the Maryland House of Corrections, the facility has 18 buildings, totaling about 284,170 square feet. The facility has two special housing units for deaf and hard of hearing inmates and inmates housed on segregation. The facility also houses preferred inmates in a dormitory style setting.

The facility programs and services buildings include: The Gymnasium building which contains the barbershop, commissary, weight room and some program areas. The Chapel building which contains classrooms, the chaplain's office, the main sanctuary, and choir practice room. The Education/Vocational Shop building which contains eight classrooms, a library, computer graphic arts and an auto mechanics shops. The 35-acre grounds include a large outdoor exercise area, with combined baseball, soccer and football field, two basketball courts, volleyball court and a running track

Accomplishments for FY 2019

- Case Management has noticed a 10.29% reduction in the average weekly administrative segregation population.
- The facility increased Staff Awareness by holding institutional level training.
 - PREA Training
 - LGBTI Training
 - Adani Training
 - Urinalysis Training
 - Narcan Training
 - Metal Detector Training
 - Ambu Bag / CPR Training
- 14 inmates earned their High school diplomas
- 42 inmates completed the Graphic Arts program
- 26 inmates completed the automotive program
- 82 Transitional Certificates
- 4 Library Service Programs
- 12 ESL Certificates/Completions
- The facility on average employs 85 % of its inmate population.

Budget

Administration
\$1,844,830

Custodial Care
\$24,750,820

Dietary
\$2,610,749

Maintenance
\$3,512,626

Clinical Services
\$9,979,492

Class/Recreation/Religion
\$2,063,639

Substance Abuse
\$79,942

Total = \$44,842,098

Operating Capacity
1,040

Average Daily Population
1,040

Annual Cost per Capital
\$43,117

Ratio to Positions
3.31

Ratio to Custodial Positions
4.11

Maryland Correctional Institution for Women



Maryland Correctional Institution- Women Jessup, Maryland

The Maryland Correctional Institution for Women (MCIW) is the only institution designed to house women committed to the Commissioner of Correction within the State of Maryland. As a result, the facility houses all security levels: Maximum, Medium, Minimum, Pre-release and Work Release. The daily population ranges between 750-800. The facility, which opened in 1936, is situated on approximately 35 acres. MCIW is fortunate to have a large range of unique programming:

Baby Bonding [Book Club](#) Rescue Cat Association [Master Gardening](#)
Girl Scouts Beyond Bars [Toastmasters](#) Alcoholics Anonymous
[Narcotics Anonymous](#) Clothesline Project [Parenting](#) Women of Wisdom
[VetDogs of America](#) Beekeeping [Women of Change](#) I-Wish
[Goucher College](#) Storybook Project [Faith-based programs](#) Inmate Liaison

MCIW partners with Department of Labor, Licensing and Regulation (DLLR) to provide certification programs for the inmate population such as Culinary Arts, Housekeeping, and Grounds Maintenance.

Accomplishments for FY 2019

- Thirty-one inmates achieved their high school diploma in 2019.
- MCIW hosted its third annual Narcotics Anonymous Conference with record-breaking attendance.
- MCIW hosted its second annual Alcoholics Anonymous Conference in October (Sober October).
- MCIW hosted its first ever-Domestic Violence Conference in October.
- Our beekeeping initiative has grown to 13 beehives.
- MCIW was audited by the American Correctional Association in April 2019 and honored with accreditation.
- A partnership with VetDogs of America began this year. The facility currently has six puppies with another three expected later in the year.
- MCIW has collaborated with NAMI. Staff raised \$2000 for the mentally ill in a walk-a-thon.

Budget

Administration
\$2,193,406

Custodial Care
\$22,060,034

Dietary
\$2,991,874

Maintenance
\$2,817,174

Clinical Services
\$7,990,578

Class/Recreation/Religion
\$2,328,414

Substance Abuse
\$838,960

Total = \$41,220,440

Operating Capacity
820

Average Daily Population
820

Annual Cost per Capital
\$50,269

Ratio to Positions
2.39

Ratio to Custodial Positions
3.15

Dorsey Run Correctional Facility



Dorsey Run Correctional Facility Jessup, Maryland

Dorsey Run Correctional Facility(DRCF) was opened in 2013 and is the state's newest adult correctional facility. The facility was buildt through a partnership with the federal government.

The facility houses minimum and pre-release security inmates preparing for release. The majority of inmates participate in outside details, active work release, education or core institutional assignments such as dietary, maintenance and sanitation. DRCF also offeres Employment Readiness Workshop wich focuses on resume writing and interveiwing skills.

Accomplishments for FY 2019

- **Opening of the West Dining Room and Housing Unit 3**
- **Increased inmate capacity by 266**
- **42 inmates earned their GED diplomas – a 72% passing rate**
- **Inaugural father/son event**
- **28 outside details**
- **37 inmates assigned to active work release**

Budget

Administration
\$826,420

Custodial Care
\$19,806,085

Dietary
\$2,424,898

Maintenance
\$2,671,826

Clinical Services
\$8,511,573

Class/Recreation/Religion
\$1,180,044

Substance Abuse
\$56,190

Total = \$35,477,036

Operating Capacity
900

Average Daily Population
900

Annual Cost per Capital
\$39,419

Ratio to Positions
3.44

Ratio to Custodial Positions
4.15

Brockbridge Correctional Facility



Brockbridge Correctional Facility Jessup, Maryland

Brockbridge Correctional Facility (BCF) is a minimum security institution within the Maryland Correctional Pre-Release System built in 1966 and located in Jessup, Maryland.

The Facility has a capacity for over 600 offenders and offers high school equivalency diplomas in reading, writing and math while also providing job readiness classes to those residents about to be released. This includes training in skills such as interviewing, resume writing and introduction to computers.

BCF offers several volunteer facilitated faith based and cognitive programs. The facility houses minimum and pre-release inmates preparing for release. The majority of inmates participate in educational or core institutional assignments such as dietary, sanitation, and maintenance.

Accomplishments for FY 2019

- Began the Inmate Dormitory Bathrooms and Showers officially began at BCF. Completion is estimated for February 2020.
- BCF met all 45 standards for the 2018 Prison Rape Elimination Act audit.
- Two- Hundred Twenty-Three Inmates were transferred to Dorsey Run Correctional Facility with 18 Custody Staff. This left only five of the 11 dormitories housing inmates at BCF.
- In May, an MCCA Audit was conducted at BCF. Staff completed the audit in accordance with standards set by the Commission.

Budget

Administration
\$2,168,491

Custodial Care
\$13,149,284

Dietary
\$2,991,874

Maintenance
\$2,817,174

Clinical Services
\$7,990,578

Class/Recreation/Religion
\$2,328,414

Substance Abuse
\$838,960

Total = \$41,220,440

Operating Capacity
820

Average Daily Population
820

Annual Cost per Capital
\$41,975

Ratio to Positions
3.46

Ratio to Custodial Positions
4.66

Patuxent Institution



Patuxent Institution Jessup, Maryland

Patuxent Institution is a treatment- oriented maximum-security correctional facility that is located in Jessup, Maryland. It offers diverse services to the most varied male and female offender population in the state. Programming undergoes continuous refinement and development in order to ensure that it is delivered in accordance with best practices. At the same time, a very high priority is placed on the provision of services that make the most efficient use of Departmental resources.

Patuxent provides a statutory Youth and Eligible Person Programs, as well as the clinical services to offenders with serious mental illnesses, those with substance abuse diagnoses, and parole violators.

While Patuxent's programmatic offerings have evolved over the years, it has consistently remained the hub for treatment services for the Department of Public Safety and Correctional Services (DPSCS).

In addition to its legislatively-mandated flagship programs, Patuxent now provides clinical services to DOC offenders housed at the Institution as well.

Accomplishments for FY 2019

- During FY 2018, educational services, under the direction of the Department of Labor, Licensing, and Regulation were provided to 932 students. Twenty-one students who achieved their GED/high school diploma.
- Adult Skills Certificate (ASC) - 24 students earned ASC-Level 4, 20 students who earned their ASC-Level 3 and 8 students who earned their ASC-Level 2.
- The Correctional Mental Health Center continues to reduce the number of assaults on that unit.

Budget

Administration
\$2,578,521

Custodial Care
\$31,277,624

Dietary
\$2,790,955

Maintenance
\$3,568,080

Clinical Services
\$9,847,198

Class/Recreation/Religion
\$1,328,832

Total = \$53,074,150

Operating Capacity
810

Average Daily Population
810

Annual Cost per Capital
\$63,466

Ratio to Positions
1.89

Ratio to Custodial Positions
2.34

Maryland Reception- Diagnostic & Classification



Maryland Reception- Diagnostic And Classification Center Baltimore, Maryland

The Maryland Reception-Diagnostic and Classification Center (MRDCC) identifies the required degree of security, assesses the offender's physical, educational, vocational and emotional/psychological needs, substance abuse needs and assigns the offender to the most appropriate correctional facility with the Department of Public Safety and Correctional Services. With the closure of the Baltimore City Detention Center complex, MRDCC's mission has been expanded to include the regional segregation housing for pretrial detainees charged with notices of infractions within Baltimore's pretrial facilities (BCBIC & MTC). Housing of this population requires the facility to conduct hearings to determine innocence or appropriate sanctions that will be waged.

MRDCC, which was built in 1981, has been sustaining structural damage due to aging, which resulted in bricks falling from the building's structure. Areas used by staff and inmates have been restricted due to these conditions.

Accomplishments for FY 2019

- Installation of Emergency Hot Water Tanks.
- Replacement of the Automatic Generator Transfer Switch.
- Completion of the Window Screen Project as of 2/28/19.
- Completion of Phase III of the Camera Project (parking garage and loading dock).

Budget

Administration
\$2,944,086

Custodial Care
\$24,292,896

Dietary
\$1,426,764

Maintenance
\$2,710,840

Clinical Services
\$6,685,694

Class/Recreation/Religion
\$1,646,700

Substance Abuse
\$351,721

Total = \$40,058,701

Operating Capacity
670

Average Daily Population
670

Annual Cost per Capital
\$59,789

Ratio to Positions
2.01

Ratio to Custodial Positions
2.48

Baltimore City Correctional Facility



Baltimore City Correctional Facility Baltimore, Maryland

Baltimore City Correctional Center (BCCC) is a 508-bed facility that houses minimum pre-release, and work release inmates. The facility has several missions that have immediate impact on the community and offers inmates the opportunity to complete general education diplomas, complete occupational training classes, or program with community organization for job readiness training.

Occupational Skills and Training Center (OSTC) provides occupational/vocational training. The programs that offered to members of the inmate population include:

- Auto mechanics/power technology occupations
- Graphics and printing occupations
- Office/clerical occupations
- Heating, ventilation and air conditioning (HVAC)
- Building maintenance (Carpentry)
- Warehousing
- Roofing
- Plumbing

Accomplishments for FY 2019

- Achieved PREA compliance in April, 2019
- Maintained the accomplishments that were achieved previously.
- Construction of the staff dining room and locker room.
- Completion of construction on a new exit door to basketball court.
- Donation of non-perishable food items to Bea Gaddy during the Thanksgiving and Christmas holidays

Budget

**Administration
276,311**

**Custodial Care
\$8,614,573**

**Dietary
\$1,032,917**

**Maintenance
\$1,118,919**

**Clinical Services
\$4,634,078**

**Class/Recreation/Religion
\$390,321**

**Substance Abuse
\$89,187**

Total = \$16,156,306

**Operating Capacity
490**

**Average Daily Population
490**

**Annual Cost per Capital
\$32,972**

**Ratio to Positions
4.58**

**Ratio to Custodial Positions
5.00**

Central Maryland Correctional Facility



Central Maryland Correctional Facility Sykesville, Maryland

Central Maryland Correctional Facility (CMCF) is a minimum/pre-release facility located in Sykesville, Maryland and is part of the Maryland Correctional Pre-Release System (MCPRS). The facility has two housing units, administrative offices, all-purpose building and a laundry plant. Its bed capacity is 516 and consists of 12 dormitories.

The facility serves several functions. The laundry operation provides laundry service for institutions under the Department of Health and Mental Hygiene, such as Springfield Hospital Center and Spring Grove Hospital. The facility also provides work details to the State Highway Administration in Carroll County, the Public Safety Education and Training Center located on property adjacent to CMCF, the Veteran's Cemetery, the Humane Society and the Thoroughbred Retirement Foundation Horse Farm detail where inmates learn skills to manage retired racehorses. Most programs emphasize job readiness training and work crews.

Accomplishments for FY 2019

- **Alcoholics Anonymous** – Held by outside volunteers and is open to all inmates.
- **Employment Readiness Workshop** - ERW teaches resume writing, interview preparation and communication skills.
- **Religious Services** - Worship services and bible studies are provided throughout the week to include Christian, Muslim, Native American and Jewish services. All inmates have access to a chaplain.
- **Carroll County Community Mediation Services** - Makes mediation and alternative conflict resolution processes more accessible to inmates.
- **V.O.I.C.E** - Victim Offender Impact Class and Education Program that exposes offenders to the impact crime has on a victim, family, and community. It utilizes lesson plans, videos, group exercises and victim panels to emphasize the impact of crime. This 12-week program meets two days a week
- **Youth Challenge Program** - 10-week mentor group that promotes leadership and allows inmates to be role models as they discuss topics and evolution while being incarcerated.
- **Exit Orientations** - Inmates being released are given information regarding resources that may be needed to obtain housing, counseling and mental health services.

Budget

Administration
\$565,329

Custodial Care
\$8,025,577

Dietary
\$1,112,447

Maintenance
\$1,993,432

Clinical Services
\$4,634,078

Class/Recreation/Religion
\$786,916

Total = \$17,117,779

Operating Capacity
490


Average Daily Population
490

Annual Cost per Capital
\$34,934

Ratio to Positions
4.15

Ratio to Custodial Positions
5.44

Maryland Correctional Institution - Hagerstown



Maryland Correctional Institution Hagerstown Baltimore, Maryland

Maryland Correctional Institution – Hagerstown (MCI-H) was built in the 1930's and houses medium security inmates. The institution recently downsized, significantly transferring both inmate population and staff to other facilities. MCI-H houses male inmates ranging from medium to minimum security with a minimal amount of prerelease security inmates. Minimum-security inmates are used to maintain areas of the institution outside the perimeter fence. The institution houses protective custody inmates in a PC Unit located on the top south side of the facility. MCI-H is also the "Hub" for Immigration and Customs Enforcement (ICE) Deportation Hearings and housing.

MCI-H Offers an Education program and two Vocational Shops - Sheet Metal, Office Technology. Other programs include America's Vet Dog Program, Faith Based Groups, including Kairos, Alternatives to Violence, and Alcoholics Anonymous.

Accomplishments for FY 2019

- Increased detection of attempts to introduce contraband into the facility including drugs.
- Closed Antietam Housing Unit, moving inmates inside the main building. Staff were later assigned to MCTC to assuage their staffing crisis.
- Vet Dog Program at MCI-H, graduated four service dogs for disabled veterans. Program currently has 12 dogs.
- Graduated a class in the GED Program.
- Painting interior of Main Building, and many office areas.
- Placed air conditioning units on the infirmary floor, due to loss of funds for air handling unit replacement.

Budget

Administration
\$3,569,244

Custodial Care
\$28,572,951

Dietary
\$3,598,043

Maintenance
\$10,429,887

Clinical Services
\$6,044,102

Class/Recreation/Religion
\$15,000

Total = \$55,747,339

Operating Capacity
600

Average Daily Population
600

Annual Cost per Capital
\$92,912

Ratio to Positions
1.33

Ratio to Custodial Positions
1.80

Maryland Correctional Training Center



Maryland Correctional Training Center Hagerstown, Maryland

Maryland Correctional Training Center (MCTC) is one of the largest correctional institutions in the State of Maryland, an Administrative Security Level Facility housing adult male offenders consisting of multiple security levels (medium/minimum/pre-release, as well as temporarily housing maximum-security inmates). The main institution was built in 1966 with additional housing units added totaling 8 in all.

MCTC continues to focus on providing inmates with Re-entry initiatives as well as programming and educational opportunities; MCTC team members continue to develop and innovate ways to carry out and accomplish the mission and vision of the institution.

Part of MCTC's mission is to reduce the recidivism rate and to give our inmate population the vital tools needed to be successful citizens once released back into society. A part of that mission is providing addiction treatment through Addiction Therapy Protocol (ATP).

Accomplishments for FY 2019

- Telephones were placed in the Visiting room, this helps the inmates and visitors hear their conversation clearly. This also provides a safer environment for staff by keeping inmates and visitors from breaking boundaries.
- HED/EHU has a new Academic program that has allows inmates to earn a GED. Since the start of the program, (January 2019) 17 inmates have earned their GED.
- MCTC's garden has donated 11,000 pounds of vegetables to the Salvation Army and the Central Kitchen.

Budget

Administration
\$2,418,800

Custodial Care
\$40,268,501

Dietary
\$6,074,660

Maintenance
\$3,980,315

Clinical Services
\$24,490,026

Class/Recreation/Religion
\$3,735,899

Substance Abuse
\$983,871

Total = \$81,952,072

Operating Capacity
2,550

Average Daily Population
2,550

Annual Cost per Capital
\$32,138

Ratio to Positions
4.44

Ratio to Custodial Positions
5.62

Roxbury Correctional Institution



Roxbury Correctional Institution Hagerstown, Maryland

Roxbury Correctional Institution (RCI) is an ACA Accredited Medium Security facility opened in 1983. The facility is comprised of five housing units including an honor wing and a special needs unit. . In addition, RCI is designated as the institution to house medium security sight impaired inmates for the state.

The facility has maintained almost exclusively double celled housing since its inception. The institution is well maintained; the facility is slated for Capital Construction upgrades to the perimeter and a newly constructed gatehouse reception area. Currently, the facility is under consideration for a 32 Bed ADA housing unit. Video surveillance upgrades will occur in the housing units to enhance staff and inmate safety.

Accomplishments for FY 2019

- ACA Re-Accreditation
- Psychology Department performed 108 crisis interventions, 512 non-crisis interventions, and 931 individual therapy sessions with inmates diagnosed with a serious mental illness and 402 individual therapy sessions for those with a mental illness.
- Education department incorporated the use of tablets in the academic program that made a positive impact on the math and language arts test scores with an increase of 50%.
- RCI collaborated with Happy Hounds Prison Dog Program in December 2015. The inmate handlers have been introduced to certified training on site, agility course training, canine good citizen certification training, and general behavioral training to assist the inmates in socializing and preparing the dogs for adoption. Because of the inmates training and caring for the dogs as dog handlers, approximately 45 dogs have been adopted this fiscal year.
- IVOR (Incarcerated Veterans of Roxbury) raised \$436.61 in charitable funds for the Disabled American Veterans Ralph Tagg Chapter 14 via one walk-a-thon and held 3 Veterans'

Budget

Administration
\$2,159,076

Custodial Care
\$27,299,375

Dietary
\$4,307,674

Maintenance
\$3,690,542

Clinical Services
\$17,132,492

Class/Recreation/Religion
\$2,455,242

Substance Abuse
\$107,878

Total = \$57,152,279

Operating Capacity
1,765


Average Daily Population
1,765

Annual Cost per Capital
\$32,381

Ratio to Positions
4.45

Ratio to Custodial Positions
5.69

Western Correctional Institution



Western Correctional Institution Cumberland, Maryland

Western Correctional Institution (WCI) opened in 1996 and manages maximum, medium, minimum and a few pre-release and pre-trial status inmates. WCI provides a variety of programming opportunities in an effort to promote a successful re-entry into society.

The sewing shop continues to repair and refurbish inmate clothing and bed mattresses in order to decrease the growing cost of purchasing either. The sewing shop continues to make colorful pillowcases in support of a national charity providing the pillowcases to children hospitalized with life threatening diseases. The toy project successfully makes wooden toys to donate to local charities and not for profit groups. The Horticulture Program graduates inmates with University of Maryland "Master Gardener" certificates. The Horticulture program has provided hundreds of flowering plants, shrubs, and trees to the local communities. The Horticulture program grows tree seedlings for replanting within Allegany and Garrett Counties and is currently reintroducing the American Chestnut tree seedlings for study by Frostburg State University.

Accomplishments for FY 2019

- The Western Correctional Institution (WCI) continues to maintain the following accreditations: America Correctional Association, Prison Rape Elimination Act, and Maryland Commission on Correctional Standards.
- Replaced the control panels in all of the Housing Units.
- Completed institutional wide water and electrical conservation project.
- Replaced sewer/waste line in the Dietary Department.

Budget

Administration
\$2,347,422

Custodial Care
\$31,896,006

Dietary
\$5,028,278

Maintenance
\$4,595,461

Clinical Services
\$15,936,496

Class/Recreation/Religion
\$2,681,934

Substance Abuse
\$60,725

Total = \$62,546,322

Operating Capacity
1,635

Average Daily Population
1,635

Annual Cost per Capital
\$38,255

Ratio to Positions
3.61

Ratio to Custodial Positions
4.81

North Branch Correctional Institution



North Branch Correctional Institution Cumberland, Maryland

The North Branch Correctional Institution (NBCI) is a maximum-security prison whose employees are tasked with managing inmates, who are threats to the state's institutions. The institution has proven that it is an instrument in reducing violence throughout all of Maryland's correctional institutions.

NBCI first opened for operation as part of the Western Correctional Institution (WCI) in 2003 and in 2008 began to operate independently as NBCI with full activation in September 2009.

NBCI has been tasked with developing a restrictive housing program based upon best practices in the correctional field. Custody in collaboration with all departments is working on cognitive programming in an attempt to continue to reduce the recidivism rate and prepare inmate's socially for re-entry into society and/or their next institutional placement.

NBCI has made great strides since August 2013 in managing the inmate population in smaller numbers and groups.

Accomplishments for FY 2019

- Maximum II Structured Housing, identifying and reclassification of Max II inmates;
- Special Needs Unit (SNU) utilizes Inmate Mentors on the Wing in supportive services for the mentally ill;
- Inmate facilitated groups;
- Developed Institution Sewing Program in gym area;
- Developed a second institutional television station for programmatic purposes; provides in cell homework and activities;
- Case Management does thirty day reassessment PREA reviews on all inmates transferring to NBCI and reviews PREA during yearly security reviews;
- Achieved 92% Student Attendance Rate;
- Awarded 15 diplomas;
- Holding academic classes with HU 3 and 4 inmates;
- Request additional staff for Case Management, Social Work, Psychology and other departments.

Budget

Administration
\$2,434,025

Custodial Care
\$38,375,155

Dietary
\$4,713,127

Maintenance
\$3,620,259

Clinical Services
\$12,127,733

Class/Recreation/Religion
\$2,576,942

Total = \$63,847,241

Operating Capacity
1,240


Average Daily Population
1,240

Annual Cost per Capital
\$51,490

Ratio to Positions
2.23

Ratio to Custodial Positions
2.77

Inmate Characteristics



		AGE DISTRIBUTION - PERCENTAGE																		
		UNDER 17	17	18	19	20	21	22	23	24	25	26-30	31-35	36-40	41-50	51-60	OVER 60	UNK	TOTAL	AVG AGE
WEST	MCIH	0.0%	0.0%	0.2%	1.5%	1.4%	0.8%	1.7%	1.8%	1.7%	2.1%	15.9%	15.4%	14.0%	19.4%	15.9%	8.2%	0.0%	655	40.3
	MCTC	0.0%	0.0%	0.3%	0.8%	1.4%	2.0%	2.6%	3.3%	2.9%	3.4%	20.8%	16.9%	14.1%	16.6%	10.2%	4.8%	0.0%	2888	36.8
	NBCI	0.0%	0.0%	0.0%	0.2%	0.3%	0.4%	0.8%	1.7%	1.5%	1.9%	14.3%	17.5%	18.0%	23.7%	14.8%	4.9%	0.0%	1297	40.2
	RCI	0.0%	0.0%	0.2%	0.6%	1.5%	1.6%	2.4%	1.6%	2.5%	3.4%	18.0%	17.4%	14.3%	16.9%	13.8%	5.8%	0.0%	1733	38.4
	WCI	0.0%	0.0%	0.0%	0.2%	0.2%	0.5%	0.9%	0.9%	1.2%	2.3%	18.3%	15.1%	14.5%	20.9%	15.9%	9.1%	0.0%	1295	41.3
	TOTAL	0.0%	0.0%	0.2%	0.6%	1.0%	1.3%	1.9%	2.1%	2.2%	2.9%	18.3%	16.7%	14.8%	18.8%	13.2%	6.0%	0.0%	7868	38.7
EAST	BCCC	0.0%	0.0%	0.8%	1.5%	1.1%	2.8%	3.0%	3.6%	3.2%	3.6%	21.6%	18.2%	13.1%	14.6%	11.0%	1.9%	0.0%	472	35.1
	BCF	0.0%	0.0%	1.2%	1.8%	3.0%	3.6%	4.2%	2.4%	7.2%	4.2%	19.8%	15.0%	9.0%	12.6%	12.0%	4.2%	0.0%	167	34.9
	CMCF	0.0%	0.0%	0.2%	0.8%	0.8%	1.8%	3.0%	3.6%	4.0%	3.8%	21.4%	17.9%	17.1%	14.9%	8.9%	2.0%	0.0%	504	35.4
	DRCF	0.0%	0.0%	0.3%	0.8%	1.5%	1.4%	1.9%	3.0%	2.6%	3.7%	18.1%	17.6%	14.3%	16.8%	14.2%	3.8%	0.0%	1048	37.6
	ECI-A	0.0%	0.0%	0.2%	1.5%	0.8%	2.0%	1.5%	3.0%	2.3%	3.0%	17.7%	17.6%	13.2%	17.2%	15.4%	4.5%	0.0%	598	38.1
	ECI-E	0.0%	0.0%	0.2%	0.5%	0.7%	1.2%	1.8%	1.9%	2.4%	3.1%	19.3%	16.3%	14.5%	18.3%	13.7%	6.1%	0.0%	1361	39.0
	ECI-W	0.0%	0.0%	0.2%	1.0%	1.7%	2.3%	2.6%	3.1%	2.7%	2.9%	24.5%	18.5%	11.9%	15.9%	9.8%	3.1%	0.0%	1316	35.7
	EPRU	0.0%	0.0%	1.2%	0.0%	1.2%	0.6%	0.6%	2.9%	4.0%	1.7%	17.9%	19.7%	13.3%	15.6%	18.5%	2.9%	0.0%	173	38.3
	JCI	0.0%	0.0%	0.0%	0.3%	0.7%	0.9%	1.6%	1.3%	1.9%	2.7%	15.4%	12.9%	11.7%	23.5%	18.2%	9.0%	0.0%	1503	41.9
	MCIJ	0.0%	0.0%	0.3%	0.8%	1.6%	0.9%	1.9%	2.2%	1.9%	1.6%	21.0%	13.9%	13.5%	20.2%	13.1%	7.1%	0.0%	742	39.1
	MCIW	0.0%	0.0%	0.0%	0.3%	1.1%	0.9%	1.6%	2.1%	2.8%	3.1%	21.2%	18.8%	13.6%	19.7%	11.1%	3.7%	0.0%	704	37.5
	MRDCC	0.0%	0.0%	0.3%	2.8%	3.4%	5.9%	2.5%	4.3%	7.1%	5.3%	22.0%	13.6%	10.5%	14.9%	6.2%	1.2%	0.0%	323	32.5
	SMPRU	0.0%	0.0%	0.0%	0.6%	1.1%	1.7%	4.0%	2.8%	2.8%	2.8%	21.6%	15.3%	14.8%	19.3%	10.8%	2.3%	0.0%	176	36.3
TOTAL	0.0%	0.0%	0.2%	0.8%	1.2%	1.7%	2.1%	2.5%	2.8%	3.1%	19.8%	16.4%	13.2%	18.2%	13.1%	4.9%	0.0%	9087	37.9	
PATX	PATX-M	0.0%	0.0%	0.7%	1.8%	2.9%	1.9%	1.9%	2.3%	3.9%	3.3%	19.8%	14.6%	15.6%	15.8%	11.7%	3.8%	0.0%	903	36.5
	PATX-F	0.0%	0.0%	0.0%	0.0%	4.3%	0.0%	0.0%	2.2%	0.0%	2.2%	10.9%	26.1%	17.4%	21.7%	13.0%	2.2%	0.0%	46	38.4
	TOTAL	0.0%	0.0%	0.6%	1.7%	3.0%	1.8%	1.8%	2.3%	3.7%	3.3%	19.4%	15.2%	15.7%	16.1%	11.8%	3.7%	0.0%	949	36.6
DPDS	BCBIC	0.0%	0.0%	0.0%	2.5%	1.2%	1.2%	2.5%	3.7%	4.9%	3.7%	25.9%	23.5%	11.1%	14.8%	3.7%	1.2%	0.0%	81	33.0
	MTC	0.0%	0.0%	0.0%	2.9%	0.0%	0.0%	8.7%	2.9%	0.0%	0.0%	15.9%	17.4%	11.6%	20.3%	17.4%	2.9%	0.0%	69	38.5
	YDC	21.1%	78.9%	0.0%	0.0%	0.0%	0.0%	0.0%	0.0%	0.0%	0.0%	0.0%	0.0%	0.0%	0.0%	0.0%	0.0%	0.0%	19	16.8
	TOTAL	2.4%	8.9%	0.0%	2.4%	0.6%	0.6%	4.7%	3.0%	2.4%	1.8%	18.9%	18.3%	10.1%	15.4%	8.9%	1.8%	0.0%	169	33.4
OTHER	CHDU	0.0%	0.0%	0.0%	2.9%	0.7%	2.1%	2.9%	1.4%	6.4%	2.9%	19.3%	17.9%	22.1%	15.7%	3.6%	2.1%	0.0%	140	34.4
	THRESH	0.0%	0.0%	3.2%	3.2%	3.2%	6.5%	0.0%	0.0%	3.2%	0.0%	16.1%	25.8%	12.9%	16.1%	6.5%	3.2%	0.0%	31	35.0
	TOTAL	0.0%	0.0%	0.6%	2.9%	1.2%	2.9%	2.3%	1.2%	5.8%	2.3%	18.7%	19.3%	20.5%	15.8%	4.1%	2.3%	0.0%	171	34.5

		AGE DISTRIBUTION - COUNT																		
		UNDER 17	17	18	19	20	21	22	23	24	25	26-30	31-35	36-40	41-50	51-60	OVER 60	UNK	TOTAL	AVG AGE
WEST	MCIH	0	0	1	10	9	5	11	12	11	14	104	101	92	127	104	54	0	655	40.3
	MCTC	0	0	10	22	39	57	74	95	84	99	601	488	407	480	294	138	0	2888	36.8
	NBCI	0	0	0	3	4	5	10	22	19	24	186	227	234	307	192	64	0	1297	40.2
	RCI	0	0	3	10	26	27	42	27	44	59	312	302	247	293	240	101	0	1733	38.4
	WCI	0	0	0	3	2	6	12	12	15	30	237	195	188	271	206	118	0	1295	41.3
	TOTAL	0	0	14	48	80	100	149	168	173	226	1440	1313	1168	1478	1036	475	0	7868	38.7
EAST	BCCC	0	0	4	7	5	13	14	17	15	17	102	86	62	69	52	9	0	472	35.1
	BCF	0	0	2	3	5	6	7	4	12	7	33	25	15	21	20	7	0	167	34.9
	CMCF	0	0	1	4	4	9	15	18	20	19	108	90	86	75	45	10	0	504	35.4
	DRCF	0	0	3	8	16	15	20	31	27	39	190	184	150	176	149	40	0	1048	37.6
	ECI-A	0	0	1	9	5	12	9	18	14	18	106	105	79	103	92	27	0	598	38.1
	ECI-E	0	0	3	7	10	17	24	26	32	42	262	222	198	249	186	83	0	1361	39.0
	ECI-W	0	0	2	13	22	30	34	41	35	38	322	243	157	209	129	41	0	1316	35.7
	EPRU	0	0	2	0	2	1	1	5	7	3	31	34	23	27	32	5	0	173	38.3
	JCI	0	0	0	5	10	13	24	19	29	40	231	194	176	353	273	136	0	1503	41.9
	MCIJ	0	0	2	6	12	7	14	16	14	12	156	103	100	150	97	53	0	742	39.1
	MCIW	0	0	0	2	8	6	11	15	20	22	149	132	96	139	78	26	0	704	37.5
	MRDCC	0	0	1	9	11	19	8	14	23	17	71	44	34	48	20	4	0	323	32.5
	SMPRU	0	0	0	1	2	3	7	5	5	5	38	27	26	34	19	4	0	176	36.3
	TOTAL	0	0	21	74	112	151	188	229	253	279	1799	1489	1202	1653	1192	445	0	9087	37.9
PATX	PATX-M	0	0	6	16	26	17	17	21	35	30	179	132	141	143	106	34	0	903	36.5
	PATX-F	0	0	0	0	2	0	0	1	0	1	5	12	8	10	6	1	0	46	38.4
	TOTAL	0	0	6	16	28	17	17	22	35	31	184	144	149	153	112	35	0	949	36.6
DPDS	BCBIC	0	0	0	2	1	1	2	3	4	3	21	19	9	12	3	1	0	81	33.0
	MTC	0	0	0	2	0	0	6	2	0	0	11	12	8	14	12	2	0	69	38.5
	YDC	4	15	0	0	0	0	0	0	0	0	0	0	0	0	0	0	0	19	16.8
	TOTAL	4	15	0	4	1	1	8	5	4	3	32	31	17	26	15	3	0	169	33.4
OTHER	CHDU	0	0	0	4	1	3	4	2	9	4	27	25	31	22	5	3	0	140	34.4
	THRESH	0	0	1	1	1	2	0	0	1	0	5	8	4	5	2	1	0	31	35.0
	TOTAL	0	0	1	5	2	5	4	2	10	4	32	33	35	27	7	4	0	171	34.5
STATEWIDE		4	15	42	147	223	274	366	426	475	543	3487	3010	2571	3337	2362	962	0	18244	38.1

		MOST SERIOUS OFFENSE DISTRIBUTION - PERCENTAGES																					
		A R S O N	A S S A U L T	A U T O T H E F T	B U R G L A R Y	C O U R T V I O L	D O M E S T I C	D R U G O F F E N S E	E S C A P E	F O R G E R Y	F R A U D	H O M I C I D E	K I D N A P P I N G	M A N S L A U G H T E R	P R O S T I T U T I O N	R O B B E R Y	S E X U A L A S S A L T	S E X O T H E R	T H E F T	T R A F F I C	W E A P O N S	O T H E R	TOTAL
WEST	MCIH	0.0%	11.6%	0.0%	4.1%	0.0%	1.5%	3.7%	0.0%	0.0%	0.0%	27.9%	0.3%	1.4%	0.2%	18.5%	17.3%	8.4%	1.7%	0.2%	3.4%	0.0%	655
	MCTC	0.4%	14.7%	0.4%	9.6%	0.2%	1.1%	8.8%	0.0%	0.2%	0.2%	16.0%	1.2%	0.9%	0.6%	22.8%	9.1%	4.4%	2.4%	0.1%	6.2%	0.6%	2888
	NBCI	0.1%	4.0%	0.3%	0.8%	0.1%	0.2%	0.4%	0.0%	0.0%	0.0%	68.2%	0.8%	0.4%	0.0%	10.5%	13.2%	0.3%	0.2%	0.0%	0.5%	0.0%	1297
	RCI	0.2%	14.0%	0.3%	6.7%	0.1%	0.9%	5.8%	0.1%	0.1%	0.0%	26.4%	1.2%	1.6%	0.3%	22.5%	11.3%	2.7%	1.2%	0.1%	4.4%	0.2%	1733
	WCI	0.2%	8.0%	0.1%	3.6%	0.1%	0.8%	2.5%	0.0%	0.0%	0.0%	49.7%	0.9%	0.6%	0.0%	14.1%	13.5%	2.2%	0.8%	0.0%	2.6%	0.2%	1295
	TOTAL	0.2%	11.4%	0.3%	6.1%	0.1%	0.9%	5.3%	0.0%	0.1%	0.1%	33.5%	1.0%	1.0%	0.3%	18.9%	11.6%	3.3%	1.4%	0.1%	4.0%	0.3%	7868
EAST	BCCC	0.4%	19.9%	0.8%	8.7%	0.4%	1.1%	11.0%	0.2%	0.2%	0.2%	9.3%	0.8%	1.5%	0.4%	21.8%	1.5%	0.4%	1.9%	0.0%	18.2%	1.1%	472
	BCF	0.0%	20.4%	0.6%	10.2%	0.0%	0.6%	9.0%	0.0%	0.0%	0.0%	6.6%	0.0%	1.2%	0.0%	29.3%	6.0%	1.8%	3.6%	0.0%	10.8%	0.0%	167
	CMCF	0.8%	23.2%	0.6%	6.9%	0.2%	0.4%	11.5%	0.6%	0.0%	0.0%	5.2%	0.4%	2.0%	1.4%	18.8%	6.2%	4.0%	2.4%	0.2%	14.3%	1.0%	504
	DRCF	0.5%	21.5%	0.5%	8.6%	0.5%	0.7%	11.0%	0.0%	0.1%	0.2%	8.7%	0.9%	2.3%	0.4%	19.7%	5.6%	3.1%	2.1%	0.5%	12.8%	0.6%	1048
	ECI-A	0.3%	20.2%	1.3%	9.0%	0.5%	0.2%	17.7%	0.2%	0.3%	0.2%	6.2%	0.3%	0.8%	0.7%	15.7%	6.4%	4.3%	2.7%	1.3%	10.9%	0.7%	598
	ECI-E	0.4%	13.9%	0.4%	7.5%	0.1%	1.1%	8.2%	0.0%	0.1%	0.1%	22.3%	1.5%	1.0%	0.2%	19.5%	13.4%	4.1%	1.5%	0.3%	3.8%	0.5%	1361
	ECI-W	0.3%	15.2%	0.5%	8.7%	0.0%	0.7%	7.8%	0.2%	0.2%	0.3%	21.4%	0.9%	0.6%	0.3%	21.3%	9.6%	2.8%	1.7%	0.2%	7.2%	0.2%	1316
	EPRU	0.6%	27.2%	0.6%	8.1%	0.6%	0.0%	20.8%	0.0%	0.0%	0.6%	6.4%	0.0%	1.2%	0.0%	14.5%	0.6%	0.0%	5.8%	1.7%	11.0%	0.6%	173
	JCI	0.1%	10.7%	0.2%	4.5%	0.1%	0.7%	5.5%	0.2%	0.0%	0.0%	40.5%	1.3%	1.1%	0.1%	16.1%	12.4%	1.9%	0.9%	0.1%	3.7%	0.1%	1503
	MCIJ	0.4%	12.9%	0.1%	5.3%	0.1%	0.4%	4.9%	0.0%	0.0%	0.3%	30.3%	1.5%	0.9%	0.4%	21.3%	10.5%	3.1%	2.2%	0.0%	5.1%	0.3%	742
	MCIW	0.6%	14.3%	0.9%	6.7%	0.6%	7.4%	11.2%	0.1%	0.6%	0.9%	25.0%	1.0%	2.7%	0.3%	14.3%	1.1%	0.6%	8.2%	0.4%	1.6%	1.6%	704
	MRDCC	0.0%	19.8%	3.1%	10.8%	0.0%	0.3%	11.5%	0.0%	0.0%	0.3%	6.2%	0.3%	1.5%	0.0%	18.6%	4.3%	1.9%	1.5%	0.6%	16.7%	2.5%	323
	SMPRU	0.6%	35.8%	0.0%	4.0%	0.0%	0.6%	11.9%	0.0%	0.0%	0.0%	10.8%	0.6%	3.4%	0.0%	21.0%	0.0%	0.0%	0.0%	1.7%	9.7%	0.0%	176
	TOTAL	0.4%	16.6%	0.6%	7.3%	0.2%	1.2%	9.4%	0.1%	0.1%	0.2%	20.4%	1.0%	1.4%	0.3%	18.9%	8.1%	2.6%	2.3%	0.4%	7.9%	0.6%	9087
PATX	PATX-M	1.0%	17.7%	0.2%	5.5%	0.2%	1.1%	6.4%	0.0%	0.1%	0.2%	27.7%	1.1%	0.8%	0.3%	19.3%	10.7%	2.0%	2.3%	0.0%	2.8%	0.4%	903
	PATX-F	0.0%	8.7%	0.0%	8.7%	0.0%	8.7%	4.3%	0.0%	0.0%	0.0%	50.0%	2.2%	2.2%	0.0%	10.9%	4.3%	0.0%	0.0%	0.0%	0.0%	0.0%	46
	TOTAL	0.9%	17.3%	0.2%	5.7%	0.2%	1.5%	6.3%	0.0%	0.1%	0.2%	28.8%	1.2%	0.8%	0.3%	18.9%	10.4%	1.9%	2.2%	0.0%	2.6%	0.4%	949
DPDS	BCBIC	0.0%	21.0%	1.2%	3.7%	2.5%	0.0%	11.1%	0.0%	0.0%	0.0%	2.5%	0.0%	0.0%	1.2%	4.9%	0.0%	1.2%	6.2%	32.1%	8.6%	3.7%	81
	MTC	1.4%	23.2%	1.4%	11.6%	0.0%	1.4%	11.6%	0.0%	0.0%	0.0%	4.3%	1.4%	0.0%	0.0%	13.0%	4.3%	1.4%	2.9%	1.4%	20.3%	0.0%	69
	YDC	0.0%	10.5%	0.0%	0.0%	0.0%	0.0%	0.0%	0.0%	0.0%	0.0%	10.5%	0.0%	0.0%	0.0%	63.2%	5.3%	0.0%	0.0%	0.0%	10.5%	0.0%	19
	TOTAL	0.6%	20.7%	1.2%	6.5%	1.2%	0.6%	10.1%	0.0%	0.0%	0.0%	4.1%	0.6%	0.0%	0.6%	14.8%	2.4%	1.2%	4.1%	16.0%	13.6%	1.8%	169
OTHER	CHDU	0.7%	17.9%	0.7%	6.4%	0.0%	0.0%	16.4%	0.0%	0.0%	1.4%	2.1%	0.0%	0.7%	2.1%	6.4%	0.0%	0.0%	4.3%	2.1%	35.0%	3.6%	140
	THRESH	0.0%	0.0%	0.0%	9.7%	0.0%	0.0%	38.7%	0.0%	0.0%	0.0%	0.0%	0.0%	0.0%	0.0%	9.7%	0.0%	0.0%	3.2%	3.2%	32.3%	3.2%	31
	TOTAL	0.6%	14.6%	0.6%	7.0%	0.0%	0.0%	20.5%	0.0%	0.0%	1.2%	1.8%	0.0%	0.6%	1.8%	7.0%	0.0%	0.0%	4.1%	2.3%	34.5%	3.5%	171
STATEWIDE		0.3%	14.4%	0.5%	6.7%	0.2%	1.1%	7.6%	0.1%	0.1%	0.2%	26.1%	1.0%	1.2%	0.3%	18.7%	9.6%	2.9%	2.0%	0.4%	6.3%	0.5%	18244

OBLITERATE SERIAL NO, EXTORTION, FALSE POLICE REPORT, PRISON-CONTRABAND, ATT TO FLEE POLICE, CONSPIRACY, ACCESSORY-AFTER, OPER MV-INTOXICATED, DWI-DRUG - DRUG&ALC, DWI - CDS, RESIST ARREST, FAILURE TO OBEY, FALSE ALARM, MALICIOUS DESTRUCT, RIOT, TRESPASSING, TELEPHONE MISUSE, E-MAIL MISUSE, CONTR DELINQ-MINOR, ANIMAL CRUELTY, PUBLIC ORDER OTHER

		MOST SERIOUS OFFENSE DISTRIBUTION - COUNTS																					
		A R S O N	A S S A U L T	A U T O T H E F T	B U R G L A R Y	C O U R T V I O L	D O M E S T I C	D R U G O F F E N S E	E S C A P E	F O R G E R Y	F R A U D	H O M I C I D E	K I D N A P P I N G	M A N S L A U G H T E R	P R O S T I T U T I O N	R O B B E R Y	S E X U A L A S S U L T	S E X O T H E R	T H E F T	T R A F F I C	W E A P O N S	O T H E R	T O T A L
WEST	MCIH	0	76	0	27	0	10	24	0	0	0	183	2	9	1	121	113	55	11	1	22	0	655
	MCTC	11	425	12	277	5	33	253	1	7	5	463	35	27	16	659	262	128	69	4	179	17	2888
	NBCI	1	52	4	11	1	2	5	0	0	0	884	11	5	0	136	171	4	3	0	7	0	1297
	RCI	3	243	6	116	2	15	100	2	1	0	458	21	27	5	390	195	47	21	1	76	4	1733
	WCI	3	104	1	47	1	11	33	0	0	0	644	12	8	0	182	175	28	10	0	34	2	1295
	TOTAL	18	900	23	478	9	71	415	3	8	5	2632	81	76	22	1488	916	262	114	6	318	23	7868
EAST	BCCC	2	94	4	41	2	5	52	1	1	1	44	4	7	2	103	7	2	9	0	86	5	472
	BCF	0	34	1	17	0	1	15	0	0	0	11	0	2	0	49	10	3	6	0	18	0	167
	CMCF	4	117	3	35	1	2	58	3	0	0	26	2	10	7	95	31	20	12	1	72	5	504
	DRCF	5	225	5	90	5	7	115	0	1	2	91	9	24	4	206	59	33	22	5	134	6	1048
	ECI-A	2	121	8	54	3	1	106	1	2	1	37	2	5	4	94	38	26	16	8	65	4	598
	ECI-E	5	189	6	102	2	15	112	0	1	1	303	21	14	3	266	182	56	20	4	52	7	1361
	ECI-W	4	200	7	114	0	9	103	2	2	4	282	12	8	4	280	126	37	22	2	95	3	1316
	EPRU	1	47	1	14	1	0	36	0	0	1	11	0	2	0	25	1	0	10	3	19	1	173
	JCI	2	161	3	67	1	11	83	3	0	0	608	19	16	2	242	186	28	13	1	55	2	1503
	MCIJ	3	96	1	39	1	3	36	0	0	2	225	11	7	3	158	78	23	16	0	38	2	742
	MCIW	4	101	6	47	4	52	79	1	4	6	176	7	19	2	101	8	4	58	3	11	11	704
	MRDCC	0	64	10	35	0	1	37	0	0	1	20	1	5	0	60	14	6	5	2	54	8	323
	SMPRU	1	63	0	7	0	1	21	0	0	0	19	1	6	0	37	0	0	0	3	17	0	176
	TOTAL	33	1512	55	662	20	108	853	11	11	19	1853	89	125	31	1716	740	238	209	32	716	54	9087
PATX	PATX-M	9	160	2	50	2	10	58	0	1	2	250	10	7	3	174	97	18	21	0	25	4	903
	PATX-F	0	4	0	4	0	4	2	0	0	0	23	1	1	0	5	2	0	0	0	0	0	46
	TOTAL	9	164	2	54	2	14	60	0	1	2	273	11	8	3	179	99	18	21	0	25	4	949
DPDS	BCBIC	0	17	1	3	2	0	9	0	0	0	2	0	0	1	4	0	1	5	26	7	3	81
	MTC	1	16	1	8	0	1	8	0	0	0	3	1	0	0	9	3	1	2	1	14	0	69
	YDC	0	2	0	0	0	0	0	0	0	0	2	0	0	0	12	1	0	0	0	2	0	19
	TOTAL	1	35	2	11	2	1	17	0	0	0	7	1	0	1	25	4	2	7	27	23	3	169
OTHER	CHDU	1	25	1	9	0	0	23	0	0	2	3	0	1	3	9	0	0	6	3	49	5	140
	THRESH	0	0	0	3	0	0	12	0	0	0	0	0	0	0	3	0	0	1	1	10	1	31
	TOTAL	1	25	1	12	0	0	35	0	0	2	3	0	1	3	12	0	0	7	4	59	6	171
STATEWIDE		62	2636	83	1217	33	194	1380	14	20	28	4768	182	210	60	3420	1759	520	358	69	1141	90	18244

OBLITERATE SERIAL NO, EXTORTION, FALSE POLICE REPORT, PRISON-CONTRABAND, ATT TO FLEE POLICE, CONSPIRACY, ACCESSORY-AFTER, OPER MV-INTOXICATED, DWI-DRUG - DRUG&ALC, DWI - CDS, RESIST ARREST, FAILURE TO OBEY, FALSE ALARM, MALICIOUS DESTRUCT, RIOT, TRESPASSING, TELEPHONE MISUSE, E-MAIL MISUSE, CONTR DELINQ-MINOR, ANIMAL CRUELTY, PUBLIC ORDER OTHER

Maryland DPSCS Division of Correction
Draft Inmate Characteristics Report - July 1, 2019

		GENDER DISTRIBUTION						RACE DISTRIBUTION										TOTAL	
		MALE		FEMALE		UNKNOWN		WHITE		BLACK		INDIAN		ASIAN		UNKNOWN		#	%
		#	%	#	%	#	%	#	%	#	%	#	%	#	%	#	%		
WEST	MCIH	655	100.0%	0	0.0%	0	0.0%	287	43.8%	346	52.8%	3	0.5%	1	0.2%	18	2.7%	655	
	MCTC	2888	100.0%	0	0.0%	0	0.0%	924	32.0%	1929	66.8%	6	0.2%	12	0.4%	17	0.6%	2888	
	NBCI	1297	100.0%	0	0.0%	0	0.0%	217	16.7%	1068	82.3%	1	0.1%	4	0.3%	7	0.5%	1297	
	RCI	1733	100.0%	0	0.0%	0	0.0%	447	25.8%	1266	73.1%	3	0.2%	7	0.4%	10	0.6%	1733	
	WCI	1295	100.0%	0	0.0%	0	0.0%	357	27.6%	919	71.0%	2	0.2%	9	0.7%	8	0.6%	1295	
	TOTAL	7868		0		0		2232	28.4%	5528	70.3%	15	0.2%	33	0.4%	60	0.8%	7868	
EAST	BCCC	472	100.0%	0	0.0%	0	0.0%	44	9.3%	425	90.0%	0	0.0%	1	0.2%	2	0.4%	472	
	BCF	167	100.0%	0	0.0%	0	0.0%	46	27.5%	120	71.9%	0	0.0%	0	0.0%	1	0.6%	167	
	CMCF	504	100.0%	0	0.0%	0	0.0%	132	26.2%	368	73.0%	2	0.4%	0	0.0%	2	0.4%	504	
	DRCF	1048	100.0%	0	0.0%	0	0.0%	257	24.5%	780	74.4%	2	0.2%	2	0.2%	7	0.7%	1048	
	ECI-A	598	100.0%	0	0.0%	0	0.0%	168	28.1%	425	71.1%	2	0.3%	0	0.0%	3	0.5%	598	
	ECI-E	1361	100.0%	0	0.0%	0	0.0%	454	33.4%	872	64.1%	5	0.4%	1	0.1%	29	2.1%	1361	
	ECI-W	1316	100.0%	0	0.0%	0	0.0%	330	25.1%	972	73.9%	3	0.2%	5	0.4%	6	0.5%	1316	
	EPRU	173	100.0%	0	0.0%	0	0.0%	49	28.3%	120	69.4%	2	1.2%	1	0.6%	1	0.6%	173	
	JCI	1503	100.0%	0	0.0%	0	0.0%	272	18.1%	1211	80.6%	5	0.3%	8	0.5%	7	0.5%	1503	
	MCIJ	742	100.0%	0	0.0%	0	0.0%	177	23.9%	550	74.1%	2	0.3%	0	0.0%	13	1.8%	742	
	MCIW	0	0.0%	704	100.0%	0	0.0%	350	49.7%	335	47.6%	4	0.6%	4	0.6%	11	1.6%	704	
	MRDCC	323	100.0%	0	0.0%	0	0.0%	64	19.8%	253	78.3%	1	0.3%	1	0.3%	4	1.2%	323	
	SMPRU	176	100.0%	0	0.0%	0	0.0%	22	12.5%	149	84.7%	0	0.0%	2	1.1%	3	1.7%	176	
	TOTAL	8383		704		0		2365	26.0%	6580	72.4%	28	0.3%	25	0.3%	89	1.0%	9087	
PATX	PATX-M	903	100.0%	0	0.0%	0	0.0%	242	26.8%	640	70.9%	5	0.6%	7	0.8%	9	1.0%	903	
	PATX-F	0	0.0%	46	100.0%	0	0.0%	28	60.9%	18	39.1%	0	0.0%	0	0.0%	0	0.0%	46	
	TOTAL	903		46		0		270	28.5%	658	69.3%	5	0.5%	7	0.7%	9	0.9%	949	
DPDS	BCBIC	71	87.7%	10	12.3%	0	0.0%	16	19.8%	61	75.3%	0	0.0%	1	1.2%	3	3.7%	81	
	MTC	69	100.0%	0	0.0%	0	0.0%	12	17.4%	56	81.2%	0	0.0%	0	0.0%	1	1.4%	69	
	YDC	19	100.0%	0	0.0%	0	0.0%	1	5.3%	17	89.5%	0	0.0%	1	5.3%	0	0.0%	19	
	TOTAL	159		10		0		29	17.2%	134	79.3%	0	0.0%	2	1.2%	4	2.4%	169	
OTHER	CHDU	134	95.7%	6	4.3%	0	0.0%	30	21.4%	109	77.9%	0	0.0%	0	0.0%	1	0.7%	140	
	THRESH	31	100.0%	0	0.0%	0	0.0%	5	16.1%	26	83.9%	0	0.0%	0	0.0%	0	0.0%	31	
	TOTAL	165		6		0		35	20.5%	135	78.9%	0	0.0%	0	0.0%	1	0.6%	171	
STATEWIDE		17478		766		0		4931	27.0%	13035	71.4%	48	0.3%	67	0.4%	163	0.9%	18244	

The totals for the inmate characteristics contained in this report represent the OCMS system data available for the respective categories on the date of the report. Differences between category totals are due to missing date on the information system. Information for inmates housed in local jails, pre-trial and P&P home detention is not available.

		SENTENCE DISTRIBUTION - COUNTS													
		1-6 MONTHS	7-12 MONTHS	13-18 MONTHS	19-24 MONTHS	25-36 MONTHS	37-60 MONTHS	61-96 MONTHS	97-120 MONTHS	121-180 MONTHS	OVER 180 MONTHS	LIFE	TOTAL	AVERAGE SENT. MONTHS	AVERAGE STAY MONTHS
WEST	MCIH	0	3	3	7	15	58	49	56	92	293	79	655	257.3	104.3
	MCTC	0	5	13	31	86	364	379	410	464	996	140	2888	193.9	59.9
	NBCI	0	0	0	0	3	12	24	22	63	396	777	1297	530.4	150.5
	RCI	0	2	7	7	36	136	158	143	240	865	139	1733	259.6	92.3
	WCI	0	0	0	1	5	50	65	62	113	551	448	1295	393.7	128.6
	TOTAL	0	10	23	46	145	620	675	693	972	3101	1583	7868	271.1	97.1
EAST	BCCC	0	4	11	29	46	146	75	53	33	75	0	472	114.8	43.9
	BCF	0	2	2	5	12	56	34	19	20	17	0	167	103.9	37.6
	CMCF	1	10	10	24	40	133	109	65	52	60	0	504	102.6	37.4
	DRCF	0	17	22	39	89	284	193	107	118	179	0	1048	118.1	46.8
	ECI-A	0	2	12	21	38	168	121	84	62	89	1	598	114.1	37.6
	ECI-E	0	2	6	14	28	93	96	138	247	651	86	1361	256.1	85.3
	ECI-W	1	0	7	7	36	156	164	128	188	571	58	1316	229.6	70.0
	EPRU	0	1	3	8	24	47	33	11	17	29	0	173	117.6	48.9
	JCI	4	12	6	10	13	84	90	103	154	634	393	1503	292.8	140.5
	MCIJ	0	2	2	2	12	57	57	87	103	334	86	742	264.0	99.9
	MCIW	1	9	10	30	37	130	102	81	83	162	59	704	151.4	49.0
	MRDCC	1	10	22	26	45	71	63	24	25	33	3	323	94.6	5.0
	SMPRU	0	1	4	6	18	45	29	22	21	30	0	176	118.0	50.4
	TOTAL	8	72	117	221	438	1470	1166	922	1123	2864	686	9087	190.2	73.5
PATX	PATX-M	0	3	8	15	15	68	82	77	149	421	65	903	242.8	83.8
	PATX-F	0	0	0	0	0	0	2	4	5	31	4	46	332.2	82.6
	TOTAL	0	3	8	15	15	68	84	81	154	452	69	949	247.1	83.7
DPDS	BCBIC	50	6	5	4	2	2	1	5	3	3	0	81	28.3	1.0
	MTC	11	23	2	4	4	3	2	3	6	9	2	69	68.9	12.0
	YDC	0	0	1	1	1	3	2	7	2	1	1	19	102.3	5.5
	TOTAL	61	29	8	9	7	8	5	15	11	13	3	169	52.7	6.0
OTHER	CHDU	1	4	4	10	21	55	21	8	9	7	0	140	75.4	27.2
	THRESH	0	2	3	5	12	6	0	2	1	0	0	31	43.4	13.2
	TOTAL	1	6	7	15	33	61	21	10	10	7	0	171	69.6	24.8
STATEWIDE		70	120	163	306	638	2227	1951	1721	2270	6437	2341	18244	222.6	83.3

Notes: Average sentence length is calculated based on total sentence length and does not include life sentences. Average length of stay reflects the average length of time served in the D.O.C. as of the date of the report. This figure is not based on releases and may include time served at more than one institution.

Inmate Employment



Department of Public Safety & Correctional Services

Inmate Pay Scale*

The Department of Public Safety and Correctional Services recognizes the importance of providing programming services, educational opportunities, and employment opportunities for incarcerated individuals. Not only do these services assist in preparing offenders for returning to the community, but they also decrease prison idleness leading to safer correctional facilities.

Eligible incarcerated individuals earn wages and diminution credits for participating in work projects, educational classes, and other special programs. In addition to diminution credits, inmates also receive compensation for participating in education programs provided by the Department of Labor.

The Division of Corrections hires inmates for a wide swath of jobs both inside and around the correctional facilities, including skilled, semi-skilled, craftsman and special assignments. Inmates are paid a daily compensation rate that ranges up to \$2.75.

Skill Level	Step 1	Step 2	Step 3	Step 4
Unskilled	\$0.90	\$0.95	\$1.05	\$1.15
Semi-Skilled And Student	\$0.95	\$1.05	\$1.15	\$1.25
Skilled	\$1.05	\$1.15	\$1.25	\$1.35
Craftsman	\$2.00	\$2.25	\$2.50	\$2.75
Special Assignment	To be determined			
Job Bank	Non-compensable			
Labor Pool	Non-compensable			

* Notwithstanding the provisions of Secretary's Directive Number OPS.245.0005 or any other directive, and consistent with the law, the Commissioner/Director, or designee has the absolute discretion to modify or suspend the work/education assignment pay of any inmate(s) at any time for any reason.

Maryland DPSCS Inmate Worker Assignments

By Department

<u>Paid Assignments</u>	<u># of Inmates Assigned</u>
CM-WJ-Active Work Release	180
CM-WJ-Barber	80
CM-WJ-Blood Spill	163
CM-WJ-Clerk - 10 (Special Project)	42
CM-WJ-Clerk - 5 Regular	33
CM-WJ-CLERK GENERAL	1
CM-WJ-Dietary	1,969
CM-WJ-DIETARY SEMI-SKILLED	4
CM-WJ-Dog Handler	23
CM-WJ-Education- Occupational/Vocational (Special Project)	344
CM-WJ-Education- Tutors, Aides, Clerks (Special Project)	296
CM-WJ-Education-Student-Academic	1,146
CM-WJ-ESCORT FOR BLIND	1
CM-WJ-Escort for the Blind	15
CM-WJ-FURNITURE RESTORATN	8
CM-WJ-JRA Active Work Release	57
CM-WJ-JRA Education-Occupational/Vocational	95
CM-WJ-JRA Education-Student-Academic	290
CM-WJ-JRA Maintenance-Outside	56
CM-WJ-JRA Road Crew/Outside Detail-Min	7
CM-WJ-JRA Road Crew/Outside Detail-Pre	107
CM-WJ-JRA Shop - MCE	49
CM-WJ-JRA Utility - Minimum	45
CM-WJ-JRA Utility - Pre-Release	20
CM-WJ-LAUNDRY	5
CM-WJ-LAUNDRY CUSTODIAN	20
CM-WJ-MAILING & DISTR	13

Maryland DPSCS Inmate Worker Assignments

By Department

<u>Paid Assignments</u>	<u># of Inmates Assigned</u>
CM-WJ-Maintenance - Inside (Special Project)	306
CM-WJ-Maintenance - Outside (Special Project)	108
CM-WJ-Mandatory Ed/Special Ed Wait List	110
CM-WJ-Medical Worker - 10 (Special Project)	18
CM-WJ-Medical Worker - 5	1
CM-WJ-Observation Aide	215
CM-WJ-P.C. Barber	3
CM-WJ-P.C. Food Service	22
CM-WJ-P.C. Worker - 10	38
CM-WJ-P.C. Worker - 5	30
CM-WJ-PATX Jobs - 10 (Special Project)	38
CM-WJ-PATX Jobs - 5 Regular	2
CM-WJ-PC SANITATION	1
CM-WJ-Road Crew/Outside Detail-Min (Special Project)	29
CM-WJ-Road Crew/Outside Detail-Pre (Special Project)	217
CM-WJ-Sanitation	3,271
CM-WJ-Sew Shop	1
CM-WJ-Shop - MCE	1,233
CM-WJ-SPECIAL UTILITY	18
CM-WJ-Utility - Minimum	91
CM-WJ-Utility - Pre-Release	81
CM-WJ-Wheelchair Assistant	57
CM-WJ-Work Release	9
CM-WJ-Worker-General - 10 (Special Project)	465
CM-WJ-Worker-General - 5 Regular	221
ED-Acad-ACAD STUDENT	6
ED-Acad-ACAD STUDENT PC	1

Maryland DPSCS Inmate Worker Assignments

By Department

<u>Paid Assignments</u>	<u># of Inmates Assigned</u>
ED-Acad-ACADEMIC CLERK	1
ED-Emp-SEWING SHOP	38
ED--GRAPHIC ARTS	24
ED--VOC AIDE AUTO MECH	1
ED--VOC AIDE GENERAL	1
Total number of inmates assigned to paying assignments:	11,726

Maryland DPSCS Inmate Worker Assignments

By Institution

Paid Assignments		# of Inmates Assigned
BCBIC	CM-WJ-Dietary	3
BCBIC	CM-WJ-Education-Student-Academic	1
BCBIC	CM-WJ-JRA Education-Student-Academic	1
BCBIC	CM-WJ-Road Crew/Outside Detail-Pre (Special Project)	2
BCBIC	CM-WJ-Sanitation	5
BCCC	CM-WJ-Active Work Release	31
BCCC	CM-WJ-Barber	4
BCCC	CM-WJ-Clerk - 10 (Special Project)	1
BCCC	CM-WJ-Dietary	17
BCCC	CM-WJ-Education- Occupational/Vocational (Special Project)	54
BCCC	CM-WJ-Education- Tutors, Aides, Clerks (Special Project)	3
BCCC	CM-WJ-Education-Student-Academic	26
BCCC	CM-WJ-JRA Active Work Release	1
BCCC	CM-WJ-JRA Education-Occupational/Vocational	17
BCCC	CM-WJ-JRA Education-Student-Academic	10
BCCC	CM-WJ-JRA Road Crew/Outside Detail-Pre	11
BCCC	CM-WJ-JRA Utility - Pre-Release	3
BCCC	CM-WJ-Maintenance - Inside (Special Project)	1
BCCC	CM-WJ-Mandatory Ed/Special Ed Wait List	16
BCCC	CM-WJ-Road Crew/Outside Detail-Min (Special Project)	9
BCCC	CM-WJ-Road Crew/Outside Detail-Pre (Special Project)	36
BCCC	CM-WJ-Sanitation	31
BCCC	CM-WJ-Utility - Pre-Release	21
BCCC	CM-WJ-Worker-General - 10 (Special Project)	13
BCF	CM-WJ-Blood Spill	2
BCF	CM-WJ-Clerk - 10 (Special Project)	2
BCF	CM-WJ-Dietary	33

Maryland DPSCS Inmate Worker Assignments

By Institution

<u>Paid Assignments</u>		<u># of Inmates Assigned</u>
BCF	CM-WJ-Education- Occupational/Vocational (Special Project)	2
BCF	CM-WJ-Education- Tutors, Aides, Clerks (Special Project)	7
BCF	CM-WJ-Education-Student-Academic	24
BCF	CM-WJ-JRA Education-Occupational/Vocational	4
BCF	CM-WJ-JRA Education-Student-Academic	13
BCF	CM-WJ-JRA Utility - Pre-Release	1
BCF	CM-WJ-Maintenance - Inside (Special Project)	2
BCF	CM-WJ-Maintenance - Outside (Special Project)	1
BCF	CM-WJ-Mandatory Ed/Special Ed Wait List	1
BCF	CM-WJ-Observation Aide	1
BCF	CM-WJ-Sanitation	9
BCF	CM-WJ-Worker-General - 10 (Special Project)	11
CDF	CM-WJ-Sanitation	2
CHDU	CM-WJ-Active Work Release	30
CHDU	CM-WJ-JRA Active Work Release	13
CMCF	CM-WJ-Barber	4
CMCF	CM-WJ-Blood Spill	1
CMCF	CM-WJ-Clerk - 10 (Special Project)	6
CMCF	CM-WJ-Dietary	82
CMCF	CM-WJ-Education- Tutors, Aides, Clerks (Special Project)	2
CMCF	CM-WJ-Education-Student-Academic	16
CMCF	CM-WJ-JRA Education-Occupational/Vocational	1
CMCF	CM-WJ-JRA Education-Student-Academic	7
CMCF	CM-WJ-JRA Maintenance-Outside	1
CMCF	CM-WJ-JRA Road Crew/Outside Detail-Min	5
CMCF	CM-WJ-JRA Road Crew/Outside Detail-Pre	4
CMCF	CM-WJ-JRA Shop - MCE	32

Maryland DPSCS Inmate Worker Assignments

By Institution

<u>Paid Assignments</u>		<u># of Inmates Assigned</u>
CMCF	CM-WJ-Maintenance - Inside (Special Project)	5
CMCF	CM-WJ-Maintenance - Outside (Special Project)	2
CMCF	CM-WJ-Observation Aide	4
CMCF	CM-WJ-Road Crew/Outside Detail-Min (Special Project)	13
CMCF	CM-WJ-Road Crew/Outside Detail-Pre (Special Project)	6
CMCF	CM-WJ-Sanitation	32
CMCF	CM-WJ-Shop - MCE	44
CMCF	CM-WJ-Worker-General - 10 (Special Project)	10
DRCF	CM-WJ-Active Work Release	18
DRCF	CM-WJ-Barber	2
DRCF	CM-WJ-Blood Spill	9
DRCF	CM-WJ-Clerk - 10 (Special Project)	2
DRCF	CM-WJ-Dietary	163
DRCF	CM-WJ-Education- Occupational/Vocational (Special Project)	1
DRCF	CM-WJ-Education- Tutors, Aides, Clerks (Special Project)	15
DRCF	CM-WJ-Education-Student-Academic	21
DRCF	CM-WJ-JRA Active Work Release	4
DRCF	CM-WJ-JRA Education-Student-Academic	15
DRCF	CM-WJ-JRA Utility - Minimum	40
DRCF	CM-WJ-JRA Utility - Pre-Release	12
DRCF	CM-WJ-Maintenance - Inside (Special Project)	2
DRCF	CM-WJ-Maintenance - Outside (Special Project)	2
DRCF	CM-WJ-Mandatory Ed/Special Ed Wait List	17
DRCF	CM-WJ-Observation Aide	3
DRCF	CM-WJ-Sanitation	81
DRCF	CM-WJ-Utility – Minimum	91
DRCF	CM-WJ-Utility - Pre-Release	43

Maryland DPSCS Inmate Worker Assignments

By Institution

Paid Assignments		# of Inmates Assigned
DRCF	CM-WJ-Wheelchair Assistant	8
DRCF	CM-WJ-Worker-General - 10 (Special Project)	11
ECI-A	CM-WJ-Active Work Release	4
ECI-A	CM-WJ-Barber	4
ECI-A	CM-WJ-Blood Spill	5
ECI-A	CM-WJ-Clerk - 5 Regular	3
ECI-A	CM-WJ-Dietary	77
ECI-A	CM-WJ-Education- Tutors, Aides, Clerks (Special Project)	5
ECI-A	CM-WJ-Education-Student-Academic	32
ECI-A	CM-WJ-JRA Active Work Release	3
ECI-A	CM-WJ-JRA Education-Occupational/Vocational	1
ECI-A	CM-WJ-JRA Education-Student-Academic	15
ECI-A	CM-WJ-JRA Maintenance-Outside	24
ECI-A	CM-WJ-JRA Road Crew/Outside Detail-Pre	35
ECI-A	CM-WJ-JRA Utility - Minimum	3
ECI-A	CM-WJ-Maintenance - Inside (Special Project)	23
ECI-A	CM-WJ-Maintenance - Outside (Special Project)	48
ECI-A	CM-WJ-Road Crew/Outside Detail-Pre (Special Project)	53
ECI-A	CM-WJ-Sanitation	89
ECI-A	CM-WJ-Worker-General - 10 (Special Project)	9
ECI-E	CM-WJ-Barber	2
ECI-E	CM-WJ-Blood Spill	11
ECI-E	CM-WJ-Clerk - 10 (Special Project)	5
ECI-E	CM-WJ-Clerk - 5 Regular	2
ECI-E	CM-WJ-Dietary	144
ECI-E	CM-WJ-Education- Occupational/Vocational (Special Project)	17
ECI-E	CM-WJ-Education- Tutors, Aides, Clerks (Special Project)	17

Maryland DPSCS Inmate Worker Assignments

By Institution

<u>Paid Assignments</u>		<u># of Inmates Assigned</u>
ECI-E	CM-WJ-Education-Student-Academic	97
ECI-E	CM-WJ-JRA Education-Occupational/Vocational	3
ECI-E	CM-WJ-JRA Education-Student-Academic	25
ECI-E	CM-WJ-LAUNDRY CUSTODIAN	6
ECI-E	CM-WJ-Maintenance - Inside (Special Project)	15
ECI-E	CM-WJ-Maintenance - Outside (Special Project)	3
ECI-E	CM-WJ-Medical Worker - 10 (Special Project)	4
ECI-E	CM-WJ-Observation Aide	45
ECI-E	CM-WJ-P.C. Barber	2
ECI-E	CM-WJ-P.C. Food Service	14
ECI-E	CM-WJ-P.C. Worker - 10	11
ECI-E	CM-WJ-P.C. Worker - 5	19
ECI-E	CM-WJ-Sanitation	127
ECI-E	CM-WJ-Shop - MCE	53
ECI-E	CM-WJ-Worker-General - 10 (Special Project)	21
ECI-E	CM-WJ-Worker-General - 5 Regular	11
ECI-E	ED-Emp-SEWING SHOP	27
ECI-E	ED--GRAPHIC ARTS	2
ECI-W	CM-WJ-Barber	4
ECI-W	CM-WJ-Blood Spill	11
ECI-W	CM-WJ-Clerk - 10 (Special Project)	1
ECI-W	CM-WJ-Clerk - 5 Regular	3
ECI-W	CM-WJ-Dietary	133
ECI-W	CM-WJ-Education- Occupational/Vocational (Special Project)	28
ECI-W	CM-WJ-Education- Tutors, Aides, Clerks (Special Project)	12
ECI-W	CM-WJ-Education-Student-Academic	80
ECI-W	CM-WJ-FURNITURE RESTORATN	8

Maryland DPSCS Inmate Worker Assignments

By Institution

<u>Paid Assignments</u>		<u># of Inmates Assigned</u>
ECI-W	CM-WJ-JRA Education-Occupational/Vocational	9
ECI-W	CM-WJ-JRA Education-Student-Academic	24
ECI-W	CM-WJ-JRA Maintenance-Outside	1
ECI-W	CM-WJ-JRA Shop - MCE	1
ECI-W	CM-WJ-Maintenance - Inside (Special Project)	16
ECI-W	CM-WJ-Maintenance - Outside (Special Project)	1
ECI-W	CM-WJ-Road Crew/Outside Detail-Pre (Special Project)	4
ECI-W	CM-WJ-Sanitation	169
ECI-W	CM-WJ-Shop - MCE	79
ECI-W	CM-WJ-Worker-General - 10 (Special Project)	58
ECI-W	CM-WJ-Worker-General - 5 Regular	7
ECI-W	ED--GRAPHIC ARTS	1
ECI-W	ED--VOC AIDE GENERAL	1
EPRU	CM-WJ-Active Work Release	25
EPRU	CM-WJ-Barber	1
EPRU	CM-WJ-Blood Spill	1
EPRU	CM-WJ-Dietary	14
EPRU	CM-WJ-Education-Student-Academic	6
EPRU	CM-WJ-JRA Active Work Release	5
EPRU	CM-WJ-JRA Education-Student-Academic	4
EPRU	CM-WJ-JRA Maintenance-Outside	3
EPRU	CM-WJ-JRA Road Crew/Outside Detail-Pre	10
EPRU	CM-WJ-JRA Utility - Pre-Release	4
EPRU	CM-WJ-Maintenance - Outside (Special Project)	2
EPRU	CM-WJ-Road Crew/Outside Detail-Pre (Special Project)	16
EPRU	CM-WJ-Sanitation	18
EPRU	CM-WJ-Utility - Pre-Release	8

Maryland DPSCS Inmate Worker Assignments

By Institution

<u>Paid Assignments</u>		<u># of Inmates Assigned</u>
EPRU	CM-WJ-Worker-General - 10 (Special Project)	4
JCI	CM-WJ-Barber	4
JCI	CM-WJ-Blood Spill	22
JCI	CM-WJ-Clerk - 10 (Special Project)	6
JCI	CM-WJ-Dietary	131
JCI	CM-WJ-DIETARY SEMI-SKILLED	2
JCI	CM-WJ-Education- Occupational/Vocational (Special Project)	16
JCI	CM-WJ-Education- Tutors, Aides, Clerks (Special Project)	7
JCI	CM-WJ-Education-Student-Academic	56
JCI	CM-WJ-JRA Education-Student-Academic	9
JCI	CM-WJ-Maintenance - Inside (Special Project)	19
JCI	CM-WJ-Mandatory Ed/Special Ed Wait List	53
JCI	CM-WJ-Medical Worker - 10 (Special Project)	1
JCI	CM-WJ-Observation Aide	42
JCI	CM-WJ-Sanitation	245
JCI	CM-WJ-Shop - MCE	409
JCI	CM-WJ-Wheelchair Assistant	10
JCI	CM-WJ-Worker-General - 10 (Special Project)	7
JCI	CM-WJ-Worker-General - 5 Regular	7
JCI	ED-Acad-ACAD STUDENT	1
JCI	ED-Emp-SEWING SHOP	2
MCIH	CM-WJ-Barber	6
MCIH	CM-WJ-Blood Spill	6
MCIH	CM-WJ-Clerk - 5 Regular	3
MCIH	CM-WJ-Dietary	54
MCIH	CM-WJ-Education- Occupational/Vocational (Special Project)	7
MCIH	CM-WJ-Education- Tutors, Aides, Clerks (Special Project)	5

Maryland DPSCS Inmate Worker Assignments

By Institution

Paid Assignments		# of Inmates Assigned
MCIH	CM-WJ-Education-Student-Academic	97
MCIH	CM-WJ-JRA Education-Occupational/Vocational	3
MCIH	CM-WJ-JRA Education-Student-Academic	18
MCIH	CM-WJ-JRA Shop - MCE	2
MCIH	CM-WJ-JRA Utility - Minimum	1
MCIH	CM-WJ-Maintenance - Inside (Special Project)	11
MCIH	CM-WJ-Maintenance - Outside (Special Project)	1
MCIH	CM-WJ-Medical Worker - 10 (Special Project)	1
MCIH	CM-WJ-Medical Worker - 5	1
MCIH	CM-WJ-Observation Aide	10
MCIH	CM-WJ-P.C. Worker - 10	25
MCIH	CM-WJ-PC SANITATION	1
MCIH	CM-WJ-Sanitation	91
MCIH	CM-WJ-Shop - MCE	167
MCIH	CM-WJ-Worker-General - 10 (Special Project)	14
MCIH	CM-WJ-Worker-General - 5 Regular	2
MCIH	ED-Acad-ACAD STUDENT PC	1
MCIJ	CM-WJ-Barber	4
MCIJ	CM-WJ-Blood Spill	18
MCIJ	CM-WJ-Clerk - 10 (Special Project)	3
MCIJ	CM-WJ-Dietary	94
MCIJ	CM-WJ-Education- Occupational/Vocational (Special Project)	17
MCIJ	CM-WJ-Education- Tutors, Aides, Clerks (Special Project)	25
MCIJ	CM-WJ-Education-Student-Academic	59
MCIJ	CM-WJ-JRA Education-Occupational/Vocational	6
MCIJ	CM-WJ-JRA Education-Student-Academic	12
MCIJ	CM-WJ-JRA Shop - MCE	3

Maryland DPSCS Inmate Worker Assignments

By Institution

<u>Paid Assignments</u>		<u># of Inmates Assigned</u>
MCIJ	CM-WJ-LAUNDRY	1
MCIJ	CM-WJ-Maintenance - Inside (Special Project)	14
MCIJ	CM-WJ-Maintenance - Outside (Special Project)	2
MCIJ	CM-WJ-Mandatory Ed/Special Ed Wait List	23
MCIJ	CM-WJ-Observation Aide	11
MCIJ	CM-WJ-Sanitation	46
MCIJ	CM-WJ-Shop - MCE	154
MCIJ	CM-WJ-Worker-General - 10 (Special Project)	40
MCIJ	CM-WJ-Worker-General - 5 Regular	9
MCIW	CM-WJ-Active Work Release	13
MCIW	CM-WJ-Blood Spill	20
MCIW	CM-WJ-Clerk - 10 (Special Project)	2
MCIW	CM-WJ-Clerk - 5 Regular	4
MCIW	CM-WJ-CLERK GENERAL	1
MCIW	CM-WJ-Dietary	115
MCIW	CM-WJ-Education- Occupational/Vocational (Special Project)	14
MCIW	CM-WJ-Education- Tutors, Aides, Clerks (Special Project)	13
MCIW	CM-WJ-Education-Student-Academic	44
MCIW	CM-WJ-JRA Active Work Release	8
MCIW	CM-WJ-JRA Education-Occupational/Vocational	12
MCIW	CM-WJ-JRA Education-Student-Academic	23
MCIW	CM-WJ-JRA Road Crew/Outside Detail-Pre	4
MCIW	CM-WJ-JRA Shop - MCE	7
MCIW	CM-WJ-MAILING & DISTR	13
MCIW	CM-WJ-Maintenance - Inside (Special Project)	6
MCIW	CM-WJ-Observation Aide	14
MCIW	CM-WJ-Road Crew/Outside Detail-Min (Special Project)	2

Maryland DPSCS Inmate Worker Assignments

By Institution

<u>Paid Assignments</u>		<u># of Inmates Assigned</u>
MCIW	CM-WJ-Sanitation	54
MCIW	CM-WJ-Sew Shop	1
MCIW	CM-WJ-Shop - MCE	125
MCIW	ED-Acad-ACAD STUDENT	2
MCIW	ED-Acad-ACADEMIC CLERK	1
MCIW	ED-Emp-SEWING SHOP	9
MCTC	CM-WJ-Active Work Release	26
MCTC	CM-WJ-Barber	19
MCTC	CM-WJ-Blood Spill	11
MCTC	CM-WJ-Clerk - 10 (Special Project)	10
MCTC	CM-WJ-Clerk - 5 Regular	1
MCTC	CM-WJ-Dietary	238
MCTC	CM-WJ-Dog Handler	16
MCTC	CM-WJ-Education- Occupational/Vocational (Special Project)	96
MCTC	CM-WJ-Education- Tutors, Aides, Clerks (Special Project)	97
MCTC	CM-WJ-Education-Student-Academic	230
MCTC	CM-WJ-JRA Active Work Release	12
MCTC	CM-WJ-JRA Education-Occupational/Vocational	27
MCTC	CM-WJ-JRA Education-Student-Academic	74
MCTC	CM-WJ-JRA Maintenance-Outside	26
MCTC	CM-WJ-JRA Road Crew/Outside Detail-Pre	32
MCTC	CM-WJ-JRA Shop - MCE	3
MCTC	CM-WJ-LAUNDRY CUSTODIAN	1
MCTC	CM-WJ-Maintenance - Inside (Special Project)	96
MCTC	CM-WJ-Maintenance - Outside (Special Project)	29
MCTC	CM-WJ-Medical Worker - 10 (Special Project)	2
MCTC	CM-WJ-Observation Aide	24

Maryland DPSCS Inmate Worker Assignments

By Institution

<u>Paid Assignments</u>		<u># of Inmates Assigned</u>
MCTC	CM-WJ-Road Crew/Outside Detail-Pre (Special Project)	65
MCTC	CM-WJ-Sanitation	1169
MCTC	CM-WJ-Shop - MCE	49
MCTC	CM-WJ-Wheelchair Assistant	3
MCTC	CM-WJ-Worker-General - 10 (Special Project)	63
MCTC	CM-WJ-Worker-General - 5 Regular	2
MRDCC	CM-WJ-Barber	1
MRDCC	CM-WJ-Blood Spill	4
MRDCC	CM-WJ-Dietary	14
MRDCC	CM-WJ-JRA Maintenance-Outside	1
MRDCC	CM-WJ-JRA Utility - Minimum	1
MRDCC	CM-WJ-Maintenance - Inside (Special Project)	2
MRDCC	CM-WJ-Observation Aide	1
MRDCC	CM-WJ-Sanitation	1
MRDCC	CM-WJ-Worker-General - 10 (Special Project)	1
MRDCC	CM-WJ-Worker-General - 5 Regular	1
MTC	CM-WJ-Dietary	10
MTC	CM-WJ-Education-Student-Academic	2
MTC	CM-WJ-Medical Worker - 10 (Special Project)	1
MTC	CM-WJ-Sanitation	13
MTC	CM-WJ-Worker-General - 10 (Special Project)	2
MTC	CM-WJ-Worker-General - 5 Regular	1
NBCI	CM-WJ-Barber	4
NBCI	CM-WJ-Blood Spill	5
NBCI	CM-WJ-Dietary	136
NBCI	CM-WJ-Education- Tutors, Aides, Clerks (Special Project)	15
NBCI	CM-WJ-Education-Student-Academic	70

Maryland DPSCS Inmate Worker Assignments

By Institution

<u>Paid Assignments</u>		<u># of Inmates Assigned</u>
NBCI	CM-WJ-JRA Education-Student-Academic	1
NBCI	CM-WJ-LAUNDRY CUSTODIAN	7
NBCI	CM-WJ-Maintenance - Inside (Special Project)	25
NBCI	CM-WJ-Observation Aide	11
NBCI	CM-WJ-Sanitation	246
NBCI	CM-WJ-SPECIAL UTILITY	9
NBCI	CM-WJ-Worker-General - 10 (Special Project)	79
NBCI	CM-WJ-Worker-General - 5 Regular	37
NBCI	ED-Acad-ACAD STUDENT	3
PATXNTCM	WJ-Barber	4
PATXNTCM	WJ-Blood Spill	21
PATXNTCM	WJ-Clerk - 10 (Special Project)	3
PATXNTCM	WJ-Dietary	89
PATXNTCM	WJ-Education- Tutors, Aides, Clerks (Special Project)	8
PATXNTCM	WJ-Education-Student-Academic	58
PATXNTCM	WJ-JRA Education-Student-Academic	4
PATXNTCM	WJ-Maintenance - Inside (Special Project)	16
PATXNTCM	WJ-Observation Aide	27
PATXNTCM	WJ-PATX Jobs - 10 (Special Project)	38
PATXNTCM	WJ-PATX Jobs - 5 Regular	2
PATXNTCM	WJ-Sanitation	52
PATXNTCM	WJ-Shop - MCE	43
PATXNTCM	WJ-Worker-General - 10 (Special Project)	6
PATXNTCM	WJ-Worker-General - 5 Regular	4
RCI	CM-WJ-Barber	9
RCI	CM-WJ-Blood Spill	13
RCI	CM-WJ-Clerk - 10 (Special Project)	1

Maryland DPSCS Inmate Worker Assignments

By Institution

<u>Paid Assignments</u>		<u># of Inmates Assigned</u>
RCI	CM-WJ-Clerk - 5 Regular	16
RCI	CM-WJ-Dietary	289
RCI	CM-WJ-Education- Occupational/Vocational (Special Project)	28
RCI	CM-WJ-Education- Tutors, Aides, Clerks (Special Project)	34
RCI	CM-WJ-Education-Student-Academic	105
RCI	CM-WJ-ESCORT FOR BLIND	1
RCI	CM-WJ-Escort for the Blind	15
RCI	CM-WJ-JRA Education-Occupational/Vocational	12
RCI	CM-WJ-JRA Education-Student-Academic	33
RCI	CM-WJ-JRA Shop - MCE	1
RCI	CM-WJ-LAUNDRY	4
RCI	CM-WJ-Maintenance - Inside (Special Project)	24
RCI	CM-WJ-Observation Aide	12
RCI	CM-WJ-Sanitation	603
RCI	CM-WJ-Shop - MCE	72
RCI	CM-WJ-Worker-General - 10 (Special Project)	32
RCI	CM-WJ-Worker-General - 5 Regular	64
RCI	ED--GRAPHIC ARTS	21
RCI	ED--VOC AIDE AUTO MECH	1
SMPRU	CM-WJ-Active Work Release	25
SMPRU	CM-WJ-Barber	2
SMPRU	CM-WJ-Blood Spill	1
SMPRU	CM-WJ-Clerk - 5 Regular	1
SMPRU	CM-WJ-Dietary	16
SMPRU	CM-WJ-Education- Tutors, Aides, Clerks (Special Project)	1
SMPRU	CM-WJ-JRA Active Work Release	2
SMPRU	CM-WJ-JRA Road Crew/Outside Detail-Pre	11

Maryland DPSCS Inmate Worker Assignments

By Institution

<u>Paid Assignments</u>	<u># of Inmates Assigned</u>
SMPRU CM-WJ-Maintenance - Outside (Special Project)	8
SMPRU CM-WJ-Observation Aide	2
SMPRU CM-WJ-Road Crew/Outside Detail-Pre (Special Project)	35
SMPRU CM-WJ-Sanitation	10
SMPRU CM-WJ-Utility - Pre-Release	9
SMPRU CM-WJ-Worker-General - 10 (Special Project)	6
THRESHCM-WJ-Active Work Release	8
THRESHCM-WJ-JRA Active Work Release	9
THRESHCM-WJ-Work Release	9
WCI CM-WJ-Barber	6
WCI CM-WJ-Blood Spill	2
WCI CM-WJ-Dietary	117
WCI CM-WJ-DIETARY SEMI-SKILLED	2
WCI CM-WJ-DOG HANDLER	7
WCI CM-WJ-Education- Occupational/Vocational (Special Project)	64
WCI CM-WJ-Education- Tutors, Aides, Clerks (Special Project)	30
WCI CM-WJ-Education-Student-Academic	103
WCI CM-WJ-JRA Education-Student-Academic	2
WCI CM-WJ-JRA Road Crew/Outside Detail-Min	2
WCI CM-WJ-LAUNDRY CUSTODIAN	6
WCI CM-WJ-Maintenance - Inside (Special Project)	29
WCI CM-WJ-Maintenance - Outside (Special Project)	9
WCI CM-WJ-Medical Worker - 10 (Special Project)	9
WCI CM-WJ-Observation Aide	8
WCI CM-WJ-P.C. Barber	1
WCI CM-WJ-P.C. Food Service	8
WCI CM-WJ-P.C. Worker - 10	2

Maryland DPSCS Inmate Worker Assignments

By Institution

Paid Assignments		# of Inmates Assigned
WCI	CM-WJ-P.C. Worker - 5	11
WCI	CM-WJ-Road Crew/Outside Detail-Min (Special Project)	5
WCI	CM-WJ-Sanitation	178
WCI	CM-WJ-Shop - MCE	38
WCI	CM-WJ-SPECIAL UTILITY	9
WCI	CM-WJ-Wheelchair Assistant	36
WCI	CM-WJ-Worker-General - 10 (Special Project)	78
WCI	CM-WJ-Worker-General - 5 Regular	76
YDC	CM-WJ-Education-Student-Academic	19
Total Number of Paid Assignments		11726